

# The Secret Garden

**INCLUDES  
ADAPTED  
NOVEL**



36 activities

5 questions/chapter

Special Needs for Special Kids



These novel units are something I created and started using in my classroom. I had students with significant challenges and most were **non-readers**. They were the best thing I ever did, and my students LOVED them.



Mary listens closely and begins to think about how different life could be. Martha's stories make Mary curious instead of angry. For the first time, Mary begins to imagine a life in which she is not the center of everything.



© Christa Joy SNSK

That night, Mary hears a child crying somewhere in the house for a second time. When she asks Mrs. Medlock about it, she is told that it was only the wind. Mary knows this is not true and becomes curious and uneasy, wondering who the crying child could be.



© Christa Joy SNSK

Since this book is in the public domain, I have created an **adapted version of the novel.**

It comes as:

- PowerPoint (110 slides)
- Google Slides
- Text-only document

One night, Mary hears the crying again and decides to find where it is coming from. She follows the sound through the hallways until she reaches a bedroom she has never seen before. Inside, she meets a sickly boy named Colin Craven. He is Mr. Craven's son and has been kept hidden because everyone believes he will die young.



© Christa Joy SNGK

Colin asks Mary and Dickon to help him learn how to get stronger. Dickon talks about how animals and plants grow when they are outside in the fresh air and sunshine. He explains that believing in being healthy can help a person feel better.



© Christa Joy SNGK

They carefully plan how to move Colin without letting anyone know. Dickon brings a wheelchair, and together they quietly take Colin through the corridors and outside into the fresh air. Colin is nervous at first, but he is also excited.



© Christa Joy SNGK

Colin believes that a powerful force—something like magic—has helped him get stronger. He calls it "It" and believes it has come to heal him. He feels full of hope and determination. Colin is convinced that he will someday walk on his own.



© Christa Joy SNGK

## Table of Contents

Worksheet pages	Activity	Chapter
5	Suggestions for use	
6	Story board	
7	Title and Author	
8-10	Cholera circle map	1
11	Rhyming words	2
12-13	Positive vs Negative adjectives	2
14-16	Moor circle map	
17-18	Things you do in the morning vs night	
19-21	Things in a garden	
22	4 good things	
23-24	Healthy choices	
25-26	Help Mary find her way back to her room	
27-29	Signs of spring	
30-31	Toys then and now	
32	Saying thank you	
33-34	Sorting tools to use in the garden vs garage	
35-36	If I had a garden writing prompt	
37-39	Things in the secret garden	
40-41	Polite vs impolite requests	
42-43	I had a dream writing prompt	
44-45	Secrets ok and not ok to keep	
46-47	Things we learn about Colin	

Christa Joy, SNSK  
The Picture Communication Symbols ©1981-2019 by Tobii Dynavox. All Rights Reserved  
Worldwide. Used with permission. Boardmaker® is a trademark of Tobii Dynavox

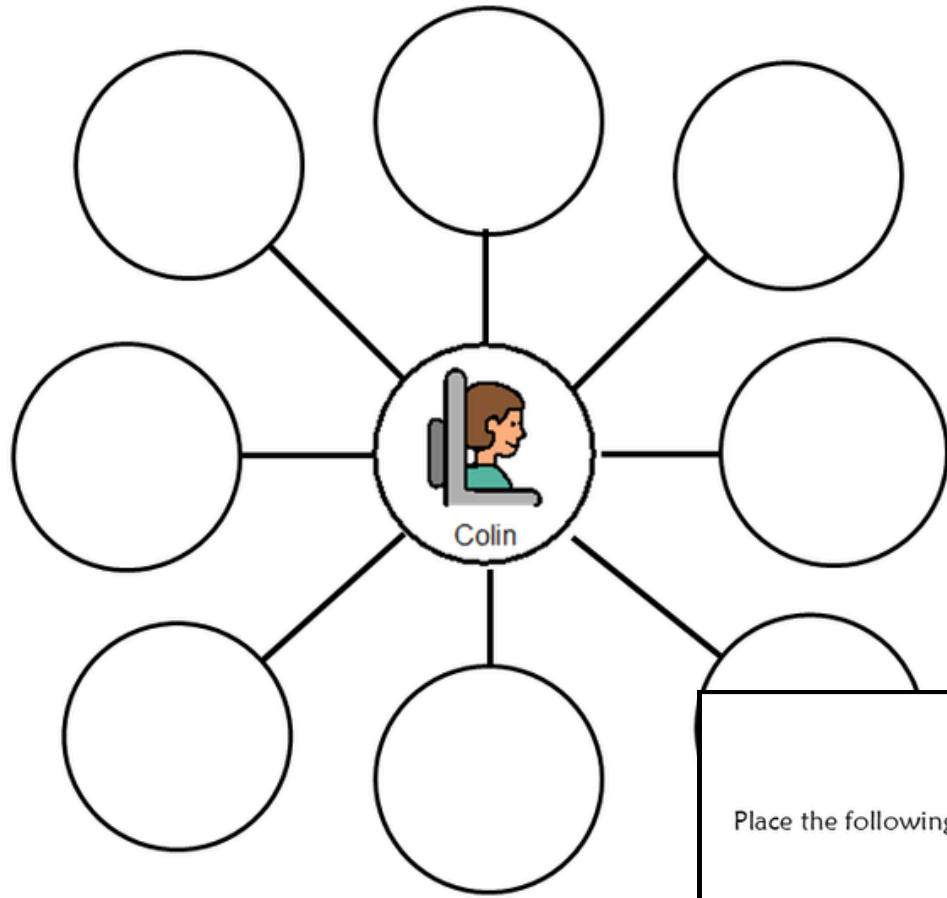
## Table of Contents

Worksheet pages	Activity	Chapter
48-50	Things that make you laugh	15
51-52	What a plant needs to grow	15
53-54	Waiting	16
55-56	Good vs bad choices when you are angry	17
57-58	People you should and should not trust	18
59-61	Things in a doctor's bag	19
62	Animals Dickon brought with him	19
63-64	The best thing I ever saw writing prompt	20
65	Do you believe in magic?	21
66-68	Perseverance circle map	22
69-70	Things roses need to grow	22
71-72	Being rude vs polite	23
73-74	I will be a scientist writing prompt	23
75-77	Ways to get stronger	24
78-79	Rainy day writing prompt	25
80-82	I am thankful for...	26
83	Good vs bad thoughts	27
84-86	Other units	extra
87-88	Terms of Use	


Christa Joy, SNSK  
The Picture Communication Symbols ©1981-2019 by Tobii Dynavox. All Rights Reserved  
Worldwide. Used with permission. Boardmaker® is a trademark of Tobii Dynavox

This novel unit has **36 different activities**. There is at least one activity for each chapter. These activities are **NOT** comprehension-based. So, even if your students do not pay attention, they can still complete the activity.

What are some things Mary learns about Colin?



Place the following things we have learned about Colin in the circles.



For example, in this activity, students will complete a word map with facts about Colin.

This is an errorless activity.

Each time you finish a chapter, there will be one or more activities your students can do.

The activity will relate to something that occurred in the scene.

These are cut-and-paste activities supported by pictures.


**Optional:** Quiz students' comprehension by having them answer 5 multiple-choice questions about that chapter.

CH 3

1. What do you think a moor seems most like?



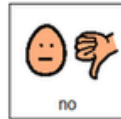
2. How does Mary feel being outdoors?



3. What does Mary see hopping nearby?



4. Does the robin fly away?



5. Being \_\_\_\_\_ makes Mary feel a little better.



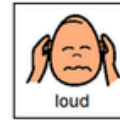

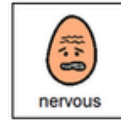
Christa Joy, SNSK

The Picture Communication Symbols ©1981-2020 by Tobii Dynavox. All Rights Reserved Worldwide. Used with permission. Boardmaker® is a trademark of Tobii Dynavox

# ALIGN WITH ADAPTATION INCLUDED

CH 4

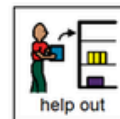
1. How do servants usually act around Mary?






2. What does Martha help Mary do?



3. Who does Martha tell Mary that kids are expected to do in her family?



4. How do Martha's stories make Mary feel?



5. Can Mary begin to imagine not being the center of everything?



Christa Joy, SNSK

The Picture Communication Symbols ©1981-2020 by Tobii Dynavox. All Rights Reserved Worldwide. Used with permission. Boardmaker® is a trademark of Tobii Dynavox

This unit does come with comprehension questions. There are 5 questions for every chapter. Each question has 3 picture choices. They are in color and black and white.

Answer key included!!

# Suggestions for Use

- I made this unit to go along with the book, *The Secret Garden*, by Frances Hodgson Burnett.
- The thought is that you would be reading it aloud to your class at a rate of about 1 chapter per day.
- Be sure to give each student their own copy of the storyboard (pg. 6) to use while reading and discussing the story.
- Benefits of reading out loud, even to classes made up of severely affected students:
  - Teaches students to sit quietly even when there isn't something for them to do. This is such an important life skill. We all have to spend time sitting and listening to someone we are not that interested in at some point.
  - Parents will LOVE you. Not only will they be excited that their child is being exposed to age-appropriate material, but you are teaching them how to sit quietly, which will hopefully transfer to home as well.
  - Even with your lowest-level learners, you will have 1 or 2 that will truly enjoy the story.
- It can be a calming experience to sit and listen to the teacher read methodically. For students who need more structure, place the number of Post-it notes in front of him/her that corresponds to the number of pages you intend to read. Remove a Post-it as you finish each page. The visual will help lessen their anxiety.
- You will find one or more activities for each chapter. You will still have plenty to choose from and find those that fit best with your students.
- Differentiation:
  - For any activity, you can quickly differentiate for your lower-level learners by using a color-coding technique.
  - If sorting, outline each sorting category in a specific color and then outline the corresponding pictures in the same color.
  - Becomes a matching task.
- There are comprehension questions to accompany this unit. There are 5 questions per chapter, with 3 picture answer choices. You will find these (in color and BW) in a separate file.

Suggestions on how I found this activity worked best in my classroom are provided. I typically had 6-8 students with one adult assistant in the room with me.

# The Secret Garden Novel Unit for Special Education

By  
Christa Joy  
Special Needs for Special Kids




This entire novel unit comes in  
2 separate files. One is  
completely in color and one is  
completely in black and white.

Christa Joy, SNSK

The Picture Communication Symbols ©1981–2019 by Tobii Dynavox. All Rights Reserved  
Worldwide. Used with permission. Boardmaker® is a trademark of Tobii Dynavox

Storyboard: to use while reading and for class discussions.  
Laminate and make 1 copy for each student.



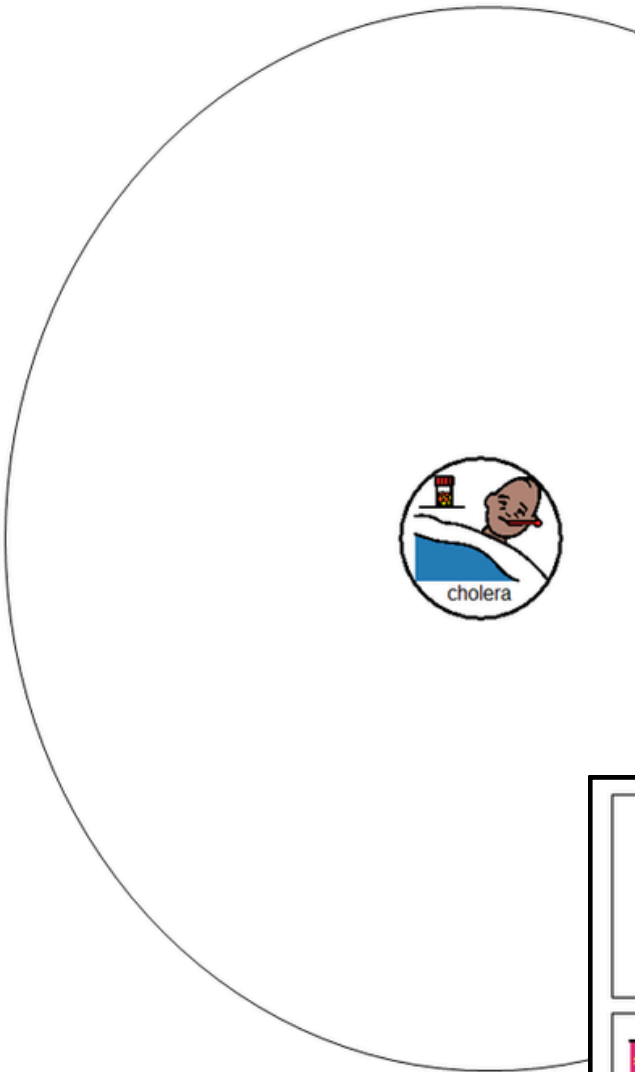
This unit comes with a  
vocabulary board.

Vocabulary boards are great  
for ALL students to assist with  
participation and engagement  
in group discussions.

Tips on how to use in the unit!!

Most of Mary's family dies from cholera. Fill in the circle map to learn some things about cholera.

# ERRORLESS VERSION



bacteria	spread in dirty water	very rare today	spreads quickly	vomit
diarrhea	stomachache	wash hands	medicine	go to doctor

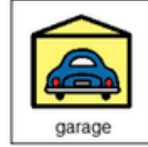
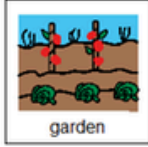
bacteria	spread in dirty water	celebrate	spreads quickly	vomit
relaxing	stomachache	wash hands	only in cats	go to doctor
diarrhea	spread by butterflies	very rare today	medicine	go to dentist

There are circle maps in this unit.

Circle maps are a great way for students to see a big idea.

**WRONG ANSWERS  
MIXED IN**

Sort the tools you would use in the garden and tools you would use in garage.



Sort the following pictures into the correct column on the previous page. If you are not sure, place it on the middle line.

 hand shovel	 screwdriver	 gloves	 drill press	 wheelbarrow
 band saw	 bike pump	 shovel	 chisel	 saw
 rake	 hoe	 table saw	 seeds	 drill
 wrench	 clippers	 watering can	 hammer	 bug spray





There are sorting activities.

Directions for adding color coding or a separate differentiated version are included.

Mary is not used to saying thank you. How do you say you are thankful?

--	--	--	--

Cut apart and place in correct order above.

 smile	 say what you are thankful for	 look at person	 wait for them to say you're welcome
--	---	--	---

You may want to have your students role play this to determine what feels like the best sequence of events for them.


There are matching activities.

Directions for adding color coding or a separate differentiated version are included.

# If I had a garden

If I had a garden, I would plant lots of

I would spend time



I would get my

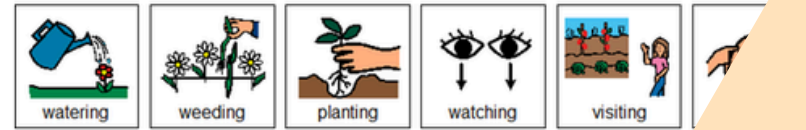

to help me.



I would watch out for

Having a garden can be

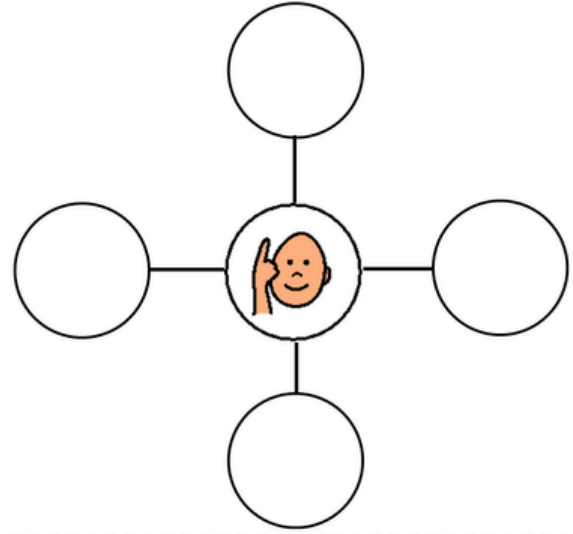
# WORKS LIKE A MAD LIB




There are writing prompts.

These are errorless activities that allow students to write a story independently.

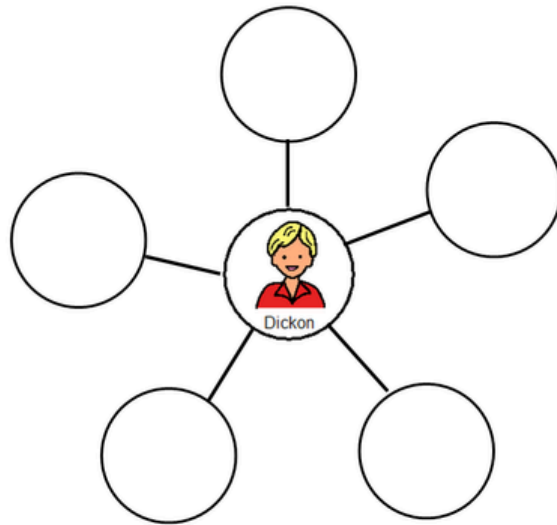
Mary has learned 4 good things since living at the Manor. What are they?




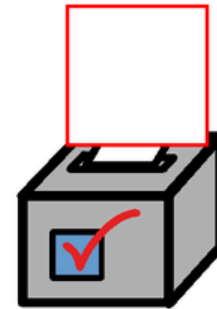


Mary decides to explore the manor. It is like a maze, and before Mrs. Medlock finds her, she was lost. Help Mary find her way back to her bedroom.



What are the animals that Dickon brought to see Colin?



Time to vote!! Colin and Mark believe there is Magic in the garden. Do you believe in magic?



Because there are so many activities, you can choose the ones that fit your students the best.

## What teachers are saying

I LOVE THIS RESOURCE! I have several reading resources from this particular seller. It is great, just print and go!

Great resource and awesome to see the students show what they have learned with this resource.  
Thank you