

Special Ed

THE BIGGEST SNOWMAN EVER



Special Needs for Special Kids

ALSO INCLUDES GOOGLE SLIDES



These literacy units are something I created and started using in my classroom. I had students with significant challenges and most were **non-readers**. This is a great way to expose all students to some great books.

The Biggest Snowman Ever

Literacy Unit
for Special Education

By
Christa Joy
Special Needs for Special Kids



Table of Contents




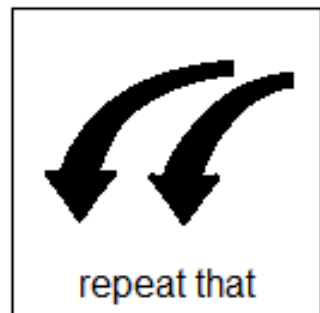

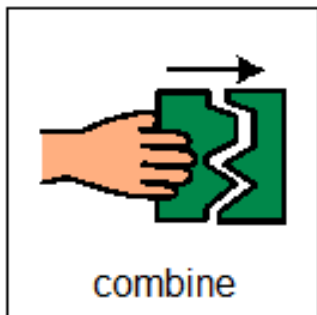
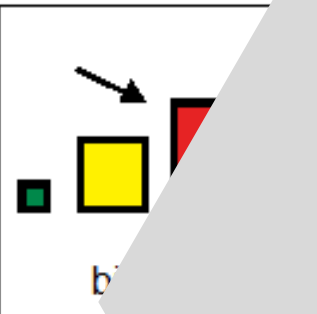

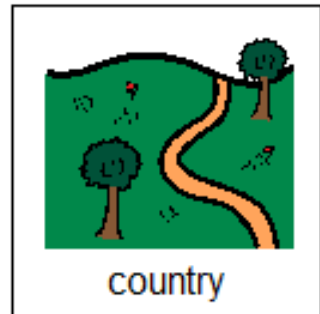

Worksheet pages	Title
4-5	Story Board
6-9	Circle map: snowmer
10-11	Work map: cooperation
12-14	Circle the or a that is the biggest
15-17	Job easier with 2 people
18-20	Writing prompt: My Snowman
21-22	Terms of Use

In a separate files you will find:

- Activities in black and white
- Link and directions for digital activities (including the book read aloud)

This unit has **31 pages plus 14 google slides**. There are 5 activities to go with this book to last a full week of instruction.

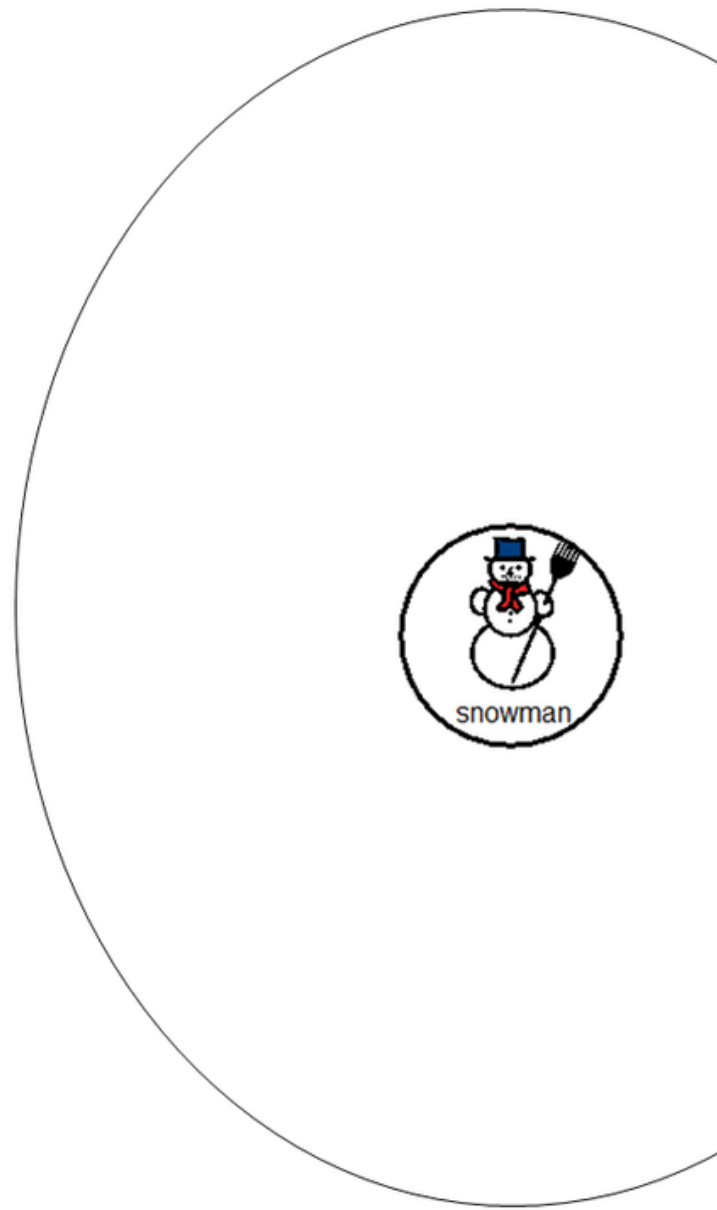
There are 2 separate files, one in color and one in black and white.



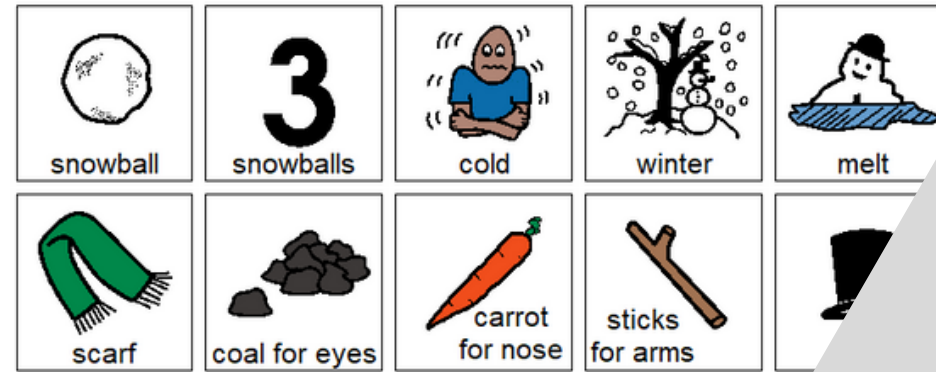
This unit comes with a storyboard.

Storyboards are great for ALL students to assist with participation and engagement in group discussions.

Tips on how to use in the unit!!




Cut out pictures and glue in circle map on previous page showing things about snowmen.



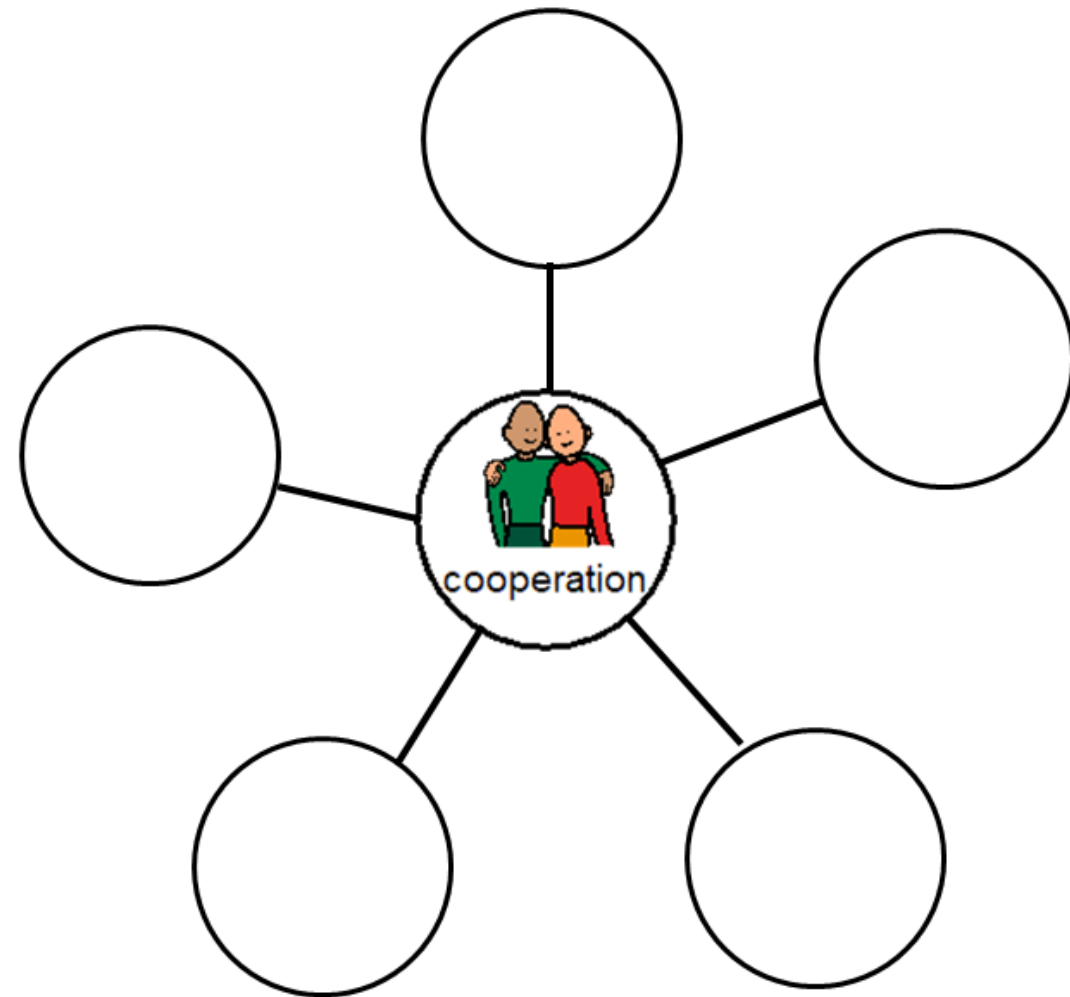
Cut out pictures and glue in circle map on previous page **ONLY IF** they are true about snowmen.




There is a circle map about snowmen. There is an option that only has correct answers and one that has wrong answers mixed in.




What does cooperation mean?



Students will complete a word map about what cooperation means. This is an errorless activity.




Clayton and Desmond realize they can build the biggest snowman if they work together. Some jobs are easier with 2 people. What are some jobs you can do on your own, and what are some that need more than one person?



 build a cabin	 shower	 play catch	 dance	 write a note
 color	 celebrate	 read	 put up a tent	 see-saw
 play a game	 watch TV	 lift something heavy	 listen with headphones	 take a test

This is a sorting activity looking at jobs that are easier with two people rather than alone. There are suggestions for differentiation.



Circle the one that is biggest in each set.



Christa Joy, Special Needs for Special Kids
The Picture Communication Symbols ©1981-2018 by Tobii Dynavox. All Rights Reserved Worldwide. Used with permission. Boardmaker® is a trademark of Tobii Dynavox

Circle the one that is biggest in each set.



Christa Joy, Special Needs for Special Kids
The Picture Communication Symbols ©1981-2018 by Tobii Dynavox. All Rights Reserved Worldwide. Used with permission. Boardmaker® is a trademark of Tobii Dynavox

Students will circle the snowman that is the biggest. There are 2 worksheets. One with sets of 3 different sized snowmen and one with set of 5 snowmen.



My Snowman

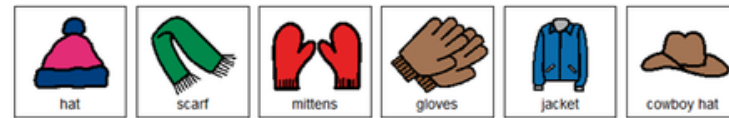

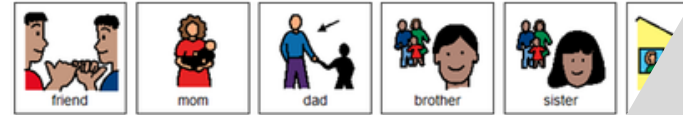
I decided to build a snowman with my .

We used a for his eyes.


We used a for his nose.

He was wearing a and .

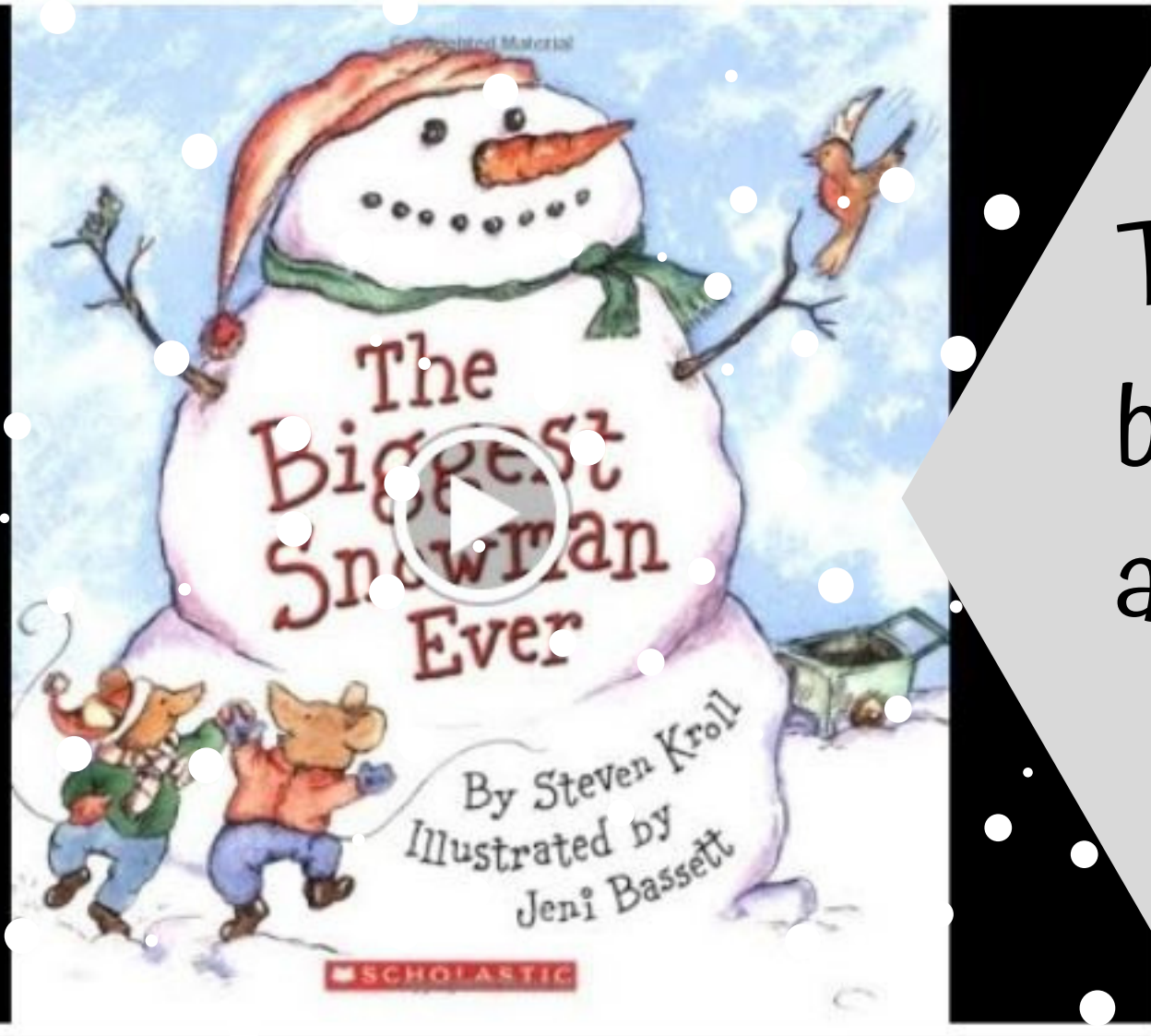
The best part was the he held in his hand.




Students will write a story about making their own snowman. This is an errorless activity that allows students to write their own story independently.




Listen to the
book The
Biggest
Snowman
Ever read
aloud



There is a video of the
book read aloud. This is
a video from YouTube.



Circle the snowman that is the **BIGGEST** in each line



There are digital versions of the activities included. Students click and drag the answers.


















can do alone



easier with 2

Sort the jobs into the best column. Is it something better done alone or with 2 people. If you are not sure, place it on the middle line.

 build a cabin	 shower	 play catch	
 write a note	 color	 celebrate	
 put up a tent	 see-saw	 play a game	 watch
 lift something heavy	 listen with headphones	 take a test	

There are 2 sets, one that includes differentiation shown here.



[Click Here to read more!!](#)

I realize there will be some students out there unable to do cutting activities. I have a blog post with ways to complete activities without a pair of scissors!!