

Special Ed

THANKSGIVING UNIT

INCLUDES GOOGLE SLIDES



These units are something I created and started using in my classroom. I had students with significant challenges and most were **non-readers**. This is a great way to expose all students to general curriculum material.

Thanksgiving Unit

By

Christa Joy

Special Needs for Special Kids



Christa Joy, Special Needs for Special Kids
The Picture Communication Symbols ©1981-2019 by Tobii Dynavox. All Rights Reserved
Worldwide. Used with permission. Boardmaker® is a trademark of Tobii Dynavox

Table of Contents

Pages	Activity
4-17	The First Thanksgiving
18-20	Vocabulary board
21-25	Then/Now Venn Diagram
26-32	Count and color book
33-54	Thanksgiving Bingo
55-67	Where is the Turkey?
68-81	I am Thankful social story
82-85	Thankful circle map
86-88	I am thankful for
89-90	Thankful tree
91	Thank you cards
92-96	Thankful writing prompt
97-102	Gratitude Sudoku
103-104	Terms of Use

In separate files, you will find:

- Lesson plans
- Links and directions for digital activities

Christa Joy, Special Needs for Special Kids
The Picture Communication Symbols ©1981-2019 by Tobii Dynavox. All Rights Reserved
Worldwide. Used with permission. Boardmaker® is a trademark of Tobii Dynavox

This unit has over **100 pages plus 36 google slides.** There is enough material to last a full week of instruction.

Thanksgiving Lesson Plan

Preparation

- Print out a vocabulary board for each student to use throughout unit
 - Laminate or place in page protector
- Books
 - Print out, laminate, and bind
- Bingo Boards
 - Print cards on cardstock and laminate
 - Print calling cards on cardstock or mount on index cards and laminate

Teaching Tips

1. *Color Coding:* this is a really easy way to add more structure to a matching activity. Outline or color in an empty box or sorting label. Outline or color in the corresponding picture symbols the same colors. Becomes a color matching task.
 - a. For more info, read more here:
<https://specialneedsforspecialkids.org/2015/09/05/using-color-coding-for-differentiation/>
 - b. I also have a blog post on differentiating one activity 3 ways:
<https://specialneedsforspecialkids.org/2018/10/22/differentiating-1-activity-3-ways-easily-and-effectively/>
2. *Make you own copies of the activities:* Every day I review the activity we did yesterday. For that reason:
 - a. I often complete the activity myself and often laminated it for easy review that I could use year after year.
 - b. My copies were also helpful as either a model for students who needed more support or as a way for more advanced students to self-check their work.
3. *Options for Use:* Turn any activity into a reusable file folder activity by laminating and adding Velcro.
 - a. For more info, watch this video here:
<https://www.teacherspayteachers.com/Product/Making-File-Folder-Activities-3474240>
4. *Reteaching*
 - a. Often, my students do not learn everything the first time around. It is not uncommon for me to re-teach the entire sequence of lessons.

This unit comes with a 10 day lesson plan.

The lesson plans contain:
Overall tips for teaching students with significant needs

Quick Look

Day	Activity	Day	Activity
1	<ul style="list-style-type: none">• Book• Vocab board activity• Venn Diagram	6	<ul style="list-style-type: none">• Social Story• Vocab board activity• I am thankful for...
2	<ul style="list-style-type: none">• Book• Vocab board activity• Counting activity	7	<ul style="list-style-type: none">• Social Story• Vocab board activity• Thankful tree
3	<ul style="list-style-type: none">• Book• Vocab board activity• Preposition book	8	<ul style="list-style-type: none">• Social Story• Vocab board activity• Thank you cards
4	<ul style="list-style-type: none">• Book• Vocab board activity• Bingo game	9	<ul style="list-style-type: none">• Social Story• Vocab board activity• Writing prompt
5	<ul style="list-style-type: none">• Social Story• Vocab board activity• Circle map	10	<ul style="list-style-type: none">• Social Story• Vocab board activity• Sudoku puzzle

The lesson plans contain:

A quick look at what you will do each day

Day 4

Activity	Notes	Materials
Read the book: The First Thanksgiving (10 minutes)	<ul style="list-style-type: none">• Read through the story, asking lots of questions• Continue to make connections between book and vocabulary board	<ul style="list-style-type: none">• Book• Vocabulary board
Vocabulary Speed matching (15 minutes)	<ul style="list-style-type: none">• Place one set of symbols in the middle of the table• Hold up a symbol and see who can find it first• Have the winning then place the symbol on their board	<ul style="list-style-type: none">• Vocabulary board cut apart (2 sets)• Vocabulary board
Thanksgiving counting book (10 minutes)	<ul style="list-style-type: none">• Complete the counting book• Use the best way for students to fill in the blanks<ul style="list-style-type: none">◦ Write in the number◦ Glue the number (included)• Use color coding where needed• Color finished book if desired	<ul style="list-style-type: none">• worksheet• Scissors• Glue• Crayons or markers
Sharing (10 minutes)	<ul style="list-style-type: none">• Each student shares their finished booklet	<ul style="list-style-type: none">• Completed worksheet• Communication devices

The lesson plans contain:

Detailed instructions on how that day's lesson should run

The pilgrims were thankful for surviving in this new hard land.



ChristaJoy, Special Needs for Special Kids

Thanksgiving is a time for us to stop and give thanks.



ChristaJoy, Special Needs for Special Kids

There is a 14-page book on the history of Thanksgiving with simple text and engaging photos.

It comes in pdf version as well as a voice recorded PowerPoint (so you don't have to print it out.) There is also a movie version you can use in google slides.

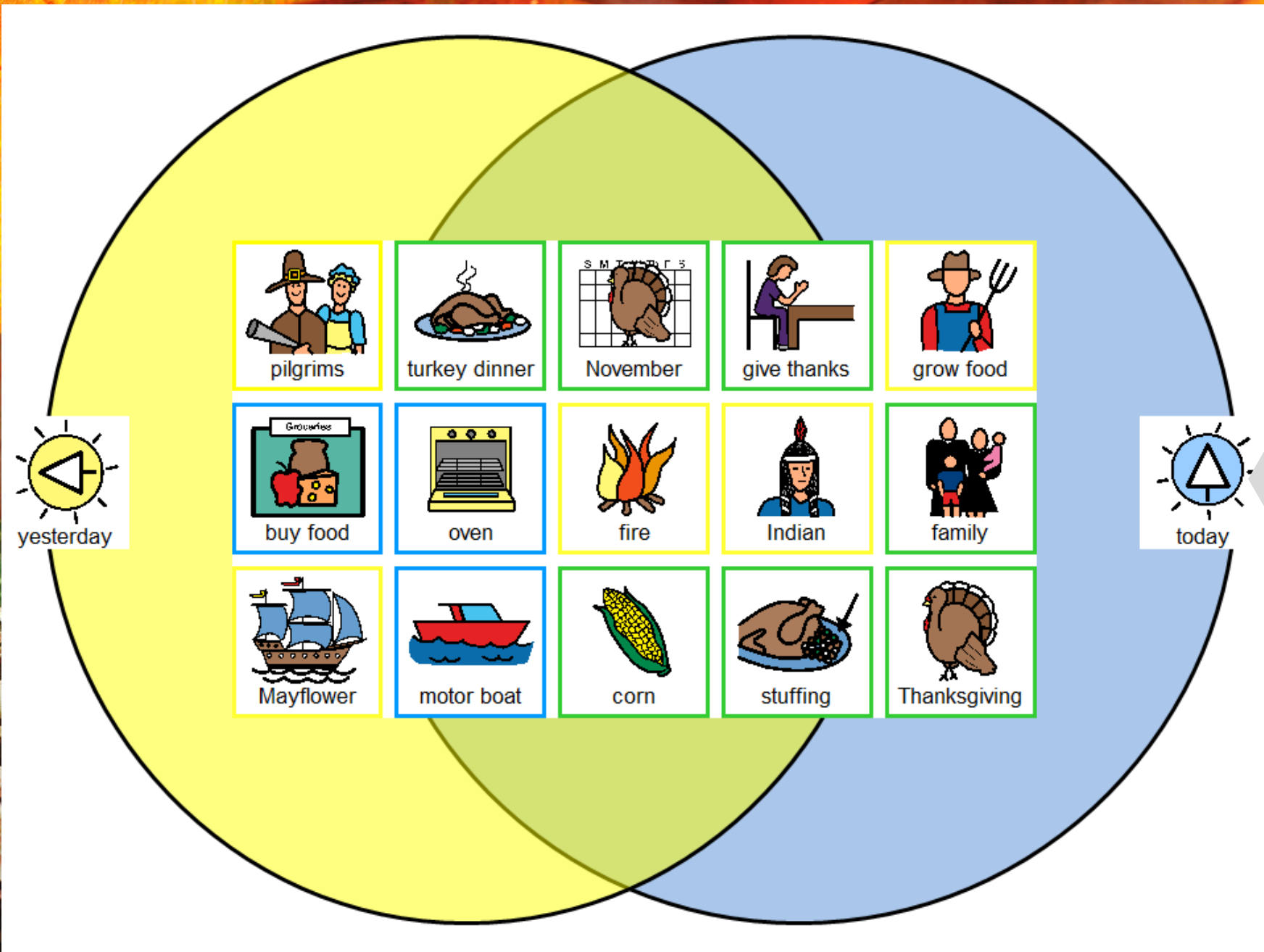
This unit comes with a storyboard.

Storyboards are great for ALL students to assist with participation and engagement in group discussions.


Tips on how to use in the unit!!




ChristaJoy, Special Needs for Special Kids
The Picture Communication Symbols ©1981–2019 by Tobii Dynavox. All Rights Reserved
Worldwide. Used with permission. Boardmaker® is a trademark of Tobii Dynavox





There is a Venn diagram comparing present day and the past. There is a color-coded version included for students who need more support.




How many turkey dinners do you see?



How many pieces of pie do you see?



How many turkeys do you see?



How many pilgrims do you see?



There is a counting and coloring book with a Thanksgiving theme. There are numbers students can cut out if they are unable to write in their own numbers.

















Bingo cards



- Included are 10 Bingo cards in color and 10 Bingo cards in BW.
- Place the cards in page protectors or laminate for long term use.
- This is a great way to practice the new vocabulary included in this unit.
- **Cut apart a set of the vocabulary cards to use as the calling cards.**
- Options:
 - Show students the picture for them to match
 - Read the definition and see if students can find the matching picture
 - Work as teams
 - Vary the "winning" patterns.
 - Cover all
 - Cover corners
 - Row across or down
 - Cover the edges
 - Vary the ways to mark the card
 - Place in page protector or laminate and use dry erase markers
 - Stickers
 - Post-it notes
 - Dot markers


Christa Joy, Special Needs for Special Kids
 The Picture Communication Symbols ©1981–2021 by Tobii Dynavox. All Rights Reserved
 Worldwide. Used with permission. Boardmaker® is a trademark of Tobii Dynavox

Thanksgiving Bingo

 stuffing	 Thursday	 leaves	 yams
 pilgrims	 gravy	 fall	 Native American
 pumpkin pie	 corn	 Thanksgiving	 November
 turkey dinner	 cranberry sauce	 family	 horn of plenty

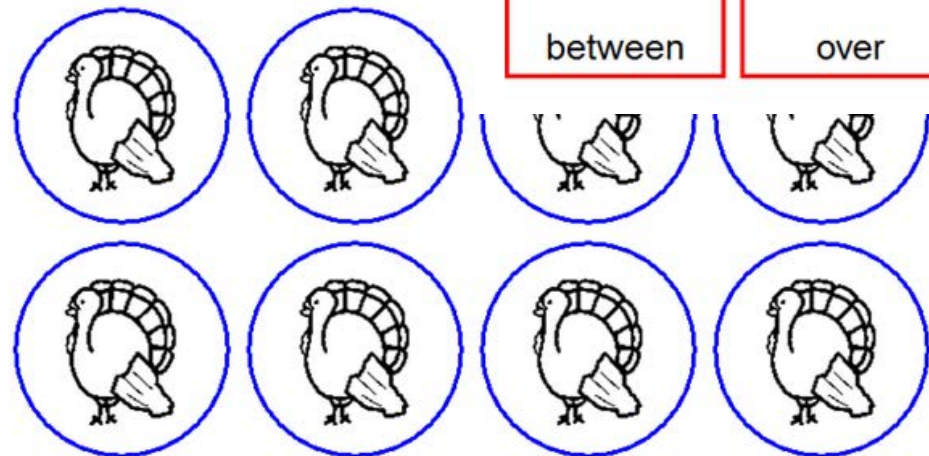
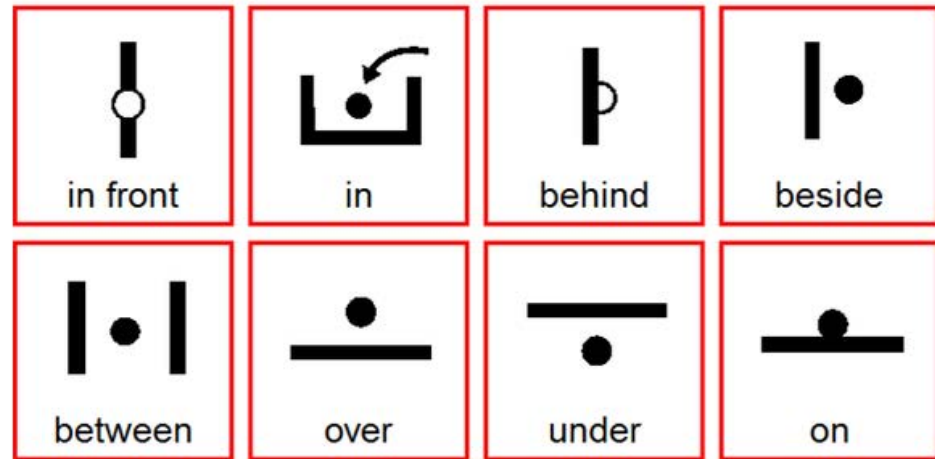
Christa Joy, Special Needs for Special Kids
 The Picture Communication Symbols ©1981–2021 by Tobii Dynavox. All Rights Reserved
 Worldwide. Used with permission. Boardmaker® is a trademark of Tobii Dynavox

There are also Bingo cards included. There are 10 in color and 10 in black and white. Again, there are suggestions for 10 different ways you can play bingo to keep students more engaged.




The turkey is the scarecrows.

ChristaJoy,
The Picture Communication Symbols
Worldwide. Used with permission



There is a preposition book where students cut out turkeys and the correct preposition. Then, students can color in the pages.





I am thankful for the hot chocolate and cookies Mom has waiting for me.

Christa Joy, Special Needs for Special Kids



I am thankful for a beautiful fall day to go for a walk.

Christa Joy, Special Needs for Special Kids


There is a social story about being thankful.



Place the things you are thankful for in the circle map.
You can also use magazines or sales flyers for images.



There are several activities where students can show what they are thankful for. First is a circle map with pictures can students can choose from, or they can fill in their own things they are thankful for.



I am thankful for

I am thankful for

I am thankful for

I am thankful for


I am thankful for



Christa Joy, Special Needs for Special Kids The Picture Communicati
Tobii Dynavox. All Rights Reserved Worldwide. Used with permi
trademark of Tobii Dynavox


There is a cut-and-paste activity where students will complete simple sentences. Again, pictures are provided if students choose to use them.

I am Thankful for...



ChristaJoy, Special Needs for Special Kids

Have students write what they are thankful for, cut out leaf and glue onto tree.




There is a tree students can complete. They can write on each leaf what they are thankful for, or use the pictures from the previous activities.



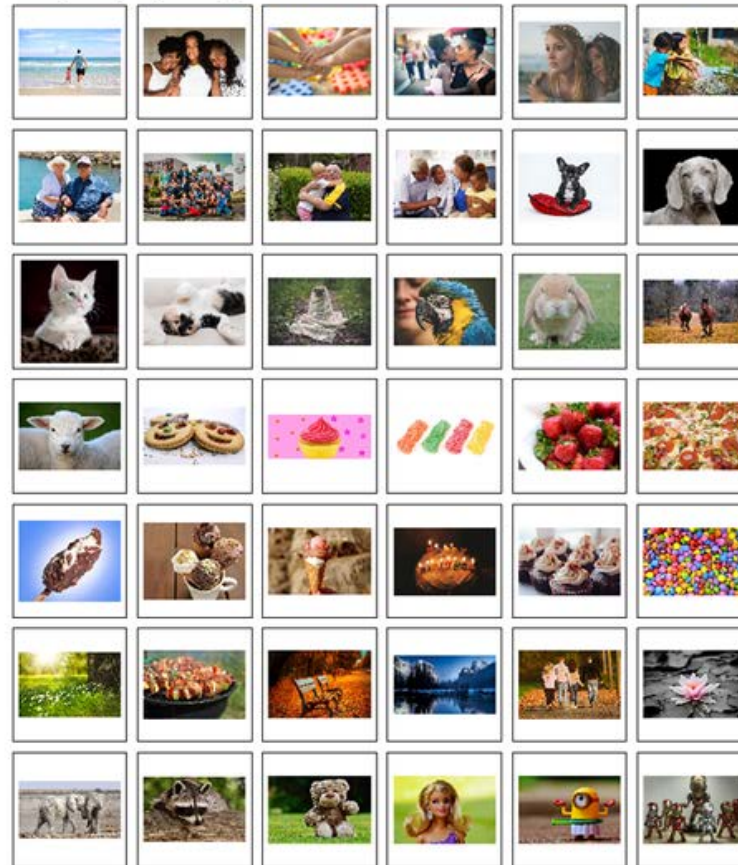
Students can color in a card and give it to someone they want to thank.

Thankful



Christa Joy, Special Needs for Special Kids The Picture Communication Symbols ©1981-2018 by Tobii Dynavox. All Rights Reserved Worldwide. Used with permission. Boardmaker® is a trademark of Tobii Dynavox










This is the perfect prompt to use magazine for. You can focus one day on food, one day on toys, one day on people. You can use this prompt repeatedly.



Christa Joy, Special Needs for Special Kids The Picture Communication Symbols ©1981-2018 by Tobii Dynavox. All Rights Reserved Worldwide. Used with permission. Boardmaker® is a trademark of Tobii Dynavox

There is a modified writing prompt.

Gratitude

 share	 thanks		 give
 give			
			 thanks
 thanks	 give	 share	 help



There is a sudoku puzzle using pictures from the vocabulary board.

Place the following images in the empty squares on previous page, completing the sudoku puzzle.



Watch the movie:
The First Thanksgiving

This first Thanksgiving dinner was a way to show how thankful the Pilgrims were to the Native Americans.



Christa Joy, Special Needs for Special Kids

There is a video of the book and social story read aloud.


Watch the movie:
I am Thankful



I am thankful for my family that gathers during the holidays.

Christa Joy, Special Needs for Special Kids

How many footballs do you see?



How many fall leaves do you see?



Day 4

Match the number to the right group of objects.

- 12
- 8
- 13
- 10
- 9

Christa Joy, Special Needs for Special Kids
The Picture Communication Symbols © 1981-2020 by Tobii Dynavox. All Rights Reserved
Worldwide. Used with permission. Boardmaker® is a trademark of Tobii Dynavox

Day 7

Place the things you are thankful for in the circle map.

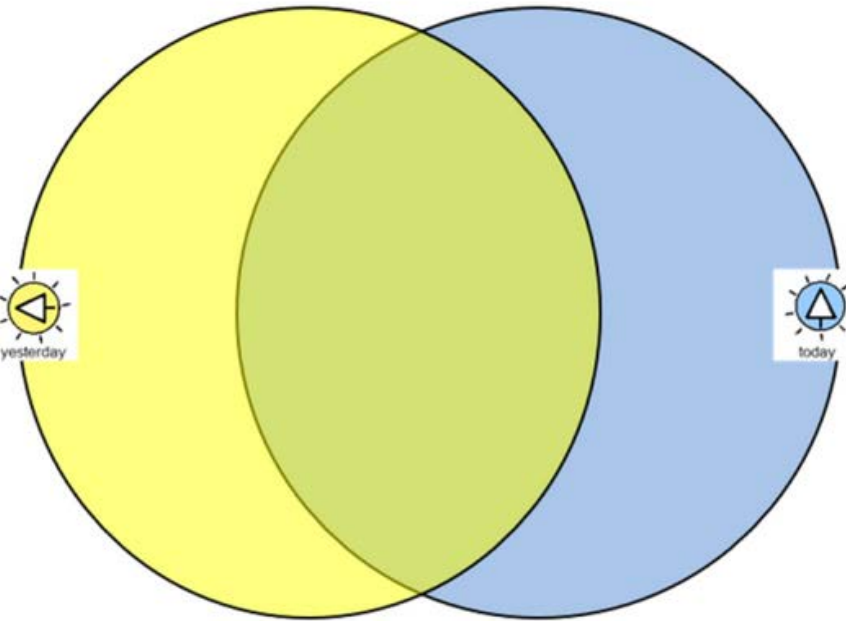


Christa Joy, Special Needs for Special Kids
The Picture Communication Symbols © 1981-2020 by Tobii Dynavox. All Rights Reserved
Worldwide. Used with permission. Boardmaker® is a trademark of Tobii Dynavox

There are digital versions of the activities included. Students click and drag the answers.

Day 1

Place pictures in correct location of Venn diagram indicating those that refer to Thanksgivings of yesterday and today.



pilgrims	turkey dinner	November	give thanks
grow food	buy food	oven	fire
Native American	family	Mayflower	motor boat
corn	stuffing	Thanksgiving	

Christa Joy, Special Needs for Special Kids
The Picture Communication Symbols © 1981-2020 by Tobii Dynavox. All Rights Reserved
Worldwide. Used with permission. Boardmaker® is a trademark of Tobii Dynavox

There are 2 sets, one that includes differentiation shown here.

How many pumpkins do you see?



How many Native Americans do you see?

Day 4



Match the number to the right group of objects.



Christa Joy, Special Needs for Special Kids
The Picture Communication Symbols © 1981-2020 by Tobii Dynavox. All Rights Reserved
Worldwide. Used with permission. Boardmaker® is a trademark of Tobii Dynavox



I realize there will be some students out there unable to do cutting activities. I have a blog post with ways to complete activities without a pair of scissors!!

[Click Here to read more!!](#)