

TRUTH



SOCIAL STORY + ACTIVITIES



*This unit was created with this guy in mind. He has autism and an intellectual disability. He is a non-reader and struggles to sit still for long. With some support he is able to do this unit, and enjoys the challenge. He is my tester!!*

# Telling the Truth Social Story Unit

By  
Christa Joy  
Special Needs for Special Kids



Christa Joy, Special Needs for Special Kids  
The Picture Communication Symbols ©1981-2019 by Tobii Dynavox. All Rights Reserved  
Worldwide. Used with permission. Boardmaker® is a trademark of Tobii Dynavox

## Table of Contents

Pages	Activity
4-12	Telling the Truth booklet
13-17	Cause and Effect worksheets
18-20	What should you do?
21-23	Writing prompt
24-27	Power cards
28-29	Terms of Use

In a separate file you will find:

- PowerPoint version of social story (editable)
- Activities in black and white


You can also download this social story as a google slide presentation. You will be prompted to make a copy. This is editable in case you need to adjust to the needs of your students.

[CLICK HERE](#)

Christa Joy, Special Needs for Special Kids  
The Picture Communication Symbols ©1981-2019 by Tobii Dynavox. All Rights Reserved  
Worldwide. Used with permission. Boardmaker® is a trademark of Tobii Dynavox

*This unit has a story and activities. The activities come in 2 separate files, one in color and one in black and white.*

**But it is not always easy to tell the truth.**



©CHRISTA JOY, SNSK

**Sometimes, I might get embarrassed if I tell the truth.**



©CHRISTA JOY, SNSK

There is a 19 page social story that has simple text and photos. This story is in a PowerPoint and Google Slide format so you **can edit** the text if needed to fit your own situation.

But sometimes, telling the truth is really hard.



Page 3

©Christa Joy, SNSK

I worry if I tell the truth I might get in trouble.



Page 4

©Christa Joy, SNSK

Sometimes, I just don't want to tell the truth.



Page 7

©Christa Joy, SNSK

But, I know bad things can happen if I tell a lie.



Page 8

©Christa Joy, SNSK

There is an 11 page booklet using picture symbols that students can take home.

Cause and Effect  
What can happen if you tell the truth?

	→	<input type="text"/>
	→	<input type="text"/>
	→	<input type="text"/>
	→	<input type="text"/>

Christa Joy, Special Needs for Special Kids  
The Picture Communication Symbols ©1981-2019 by Tobii Dynavox. All Rights Reserved  
Worldwide. Used with permission. Boardmaker® is a trademark of Tobii Dynavox

Cause and Effect: Cut apart the pictures and match to the cause on previous page.

--	--	--	--

Cause and Effect  
What can happen if you tell a lie?

	→	<input type="text"/>
	→	<input type="text"/>
	→	<input type="text"/>
	→	<input type="text"/>













Christa Joy, Special Needs for Special Kids  
The Picture Communication Symbols ©1981-2019 by Tobii Dynavox. All Rights Reserved  
Worldwide. Used with permission. Boardmaker® is a trademark of Tobii Dynavox

Cause and Effect: Cut apart the pictures and match to the cause on previous page.

--	--	--	--

There is an activity where students will identify the causes and effects of telling the truth or a lie. This is an errorless activity.

What should you do?  
Circle the best choice.

Were you being mean to the new kid in class?   	Were you cheating in the game?   
Where is your homework?   	Who made this mess?   
Who ate all the cookies?   	Who broke the lamp?   
Who took Sally's baby doll?   	Who tricked the teacher?   

ChristaJoy, Special Needs for Special Kids  
The Picture Communication Symbols ©1981-2019 by Tobii Dynavox. All Rights Reserved  
Worldwide. Used with permission. Boardmaker® is a trademark of Tobii Dynavox

What should you do?  
Circle the best choice.

 being mean	 cheating
  	  
 forgot homework	 made a mess
  	  
 ate it all	 broke something
  	  
 taking something	 tricked you
  	  

ChristaJoy, Special Needs for Special Kids  
The Picture Communication Symbols ©1981-2019 by Tobii Dynavox. All Rights Reserved  
Worldwide. Used with permission. Boardmaker® is a trademark of Tobii Dynavox

There is an activity where students decide what to do in various situations. It comes in 2 versions, with and without pictures.



I know telling the truth is

But, sometimes telling the truth makes me feel

When I tell a lie, it may make someone feel

I think lies are

So, even if telling the truth makes me feel  
I will still do my best to tell the truth.



Students will complete a writing prompt about the importance of telling the truth. This is an errorless activity.



Front of card

# Telling The Truth



The Picture Word

Back of card

## Remember

1. Listen
  2. Wait a minute
  3. Think
- True (green arrow) / Lie (red arrow)
4. Answer
  4. Go back to #3 (red arrow)

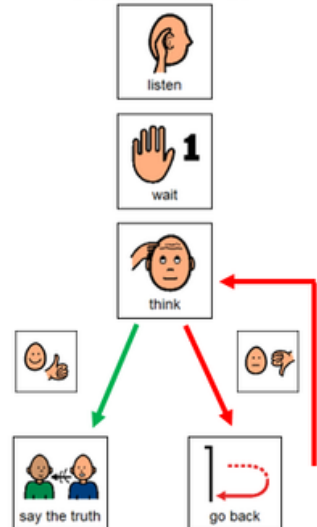
Front of card

# Telling The Truth



Back of card

## Remember



There are power cards students can personalize and keep with them with reminders about telling the truth. They come in 2 versions and 2 sizes.

*The activities that accompany this social story provide:*

*1. A structured way for you to review this skill.*

*2. A way to informally assess if students are comprehending the material.*

*3. Engages the student by providing different ways to review the same material.*