

# TELLING TIME BUNDLE

4 units



# PRINT AND DIGITAL





*This unit was created with this guy in mind. He has autism and an intellectual disability. He is a non-reader, can count to 20, but still struggles with a telling time. With some support he is able to do this unit and enjoys the challenge. He is my tester!!*





**This bundle includes 4 units on time**

- **Unit 1: Night and day, sequencing events**
- **Unit 2: Telling time to the hour**
- **Unit 3: Telling time to the 5 minute**
- **Elapsed Time**

**Includes  
digital  
activities as  
well**



## Unit 1

### Table of Contents

Worksheet pages	Title
4-14	What Time is It? Book 1
15-17	Clocks/Not Clocks sorting
18-25	Day/Night sorting
26-30	Sequencing time and events
31-32	Terms of Use

## Unit 2

### Table of Contents

Worksheet pages	Title
4-24	Telling Time Book 2
25-39	Small group clocks to the hour cards
40-41	Glue numbers onto clocks worksheet
42-50	Time to the hour worksheets
51-52	Terms of Use

**Each unit includes about  
a week's worth of  
activities.**

## Unit 3

### Table of Contents

Worksheet pages	Title
4-28	Telling Time Book 3
29-55	Small group clocks to the 5 minute cards
56-57	Glue numbers onto clocks worksheet
58-68	Time to the hour worksheets
69-70	Terms of Use

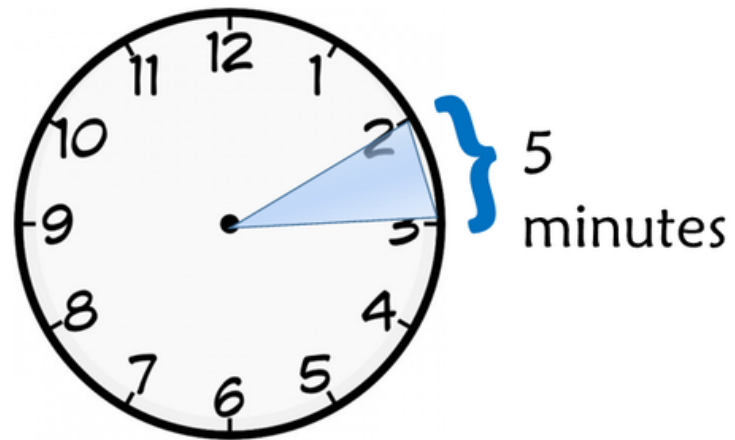
## Elapsed time

### Table of Contents

Worksheet pages	Title
4-9	Elapsed time booklet
10-27	Worksheet set #1 (minutes only)
28-46	Worksheet set #2 (hours and minutes)
47-48	Terms of Use



There are numbers 1-12 around the clock.



Each number equals 5 minutes.

Christa Joy, Special Needs for Special Kids

*Each unit includes a book that reviews the concepts covered in the unit.*




How do we tell how much time has passed?



1. Figure out the start time.







morning




night



get ready for school




take a bath




get dressed




pajamas




dream




pack lunch



orange juice

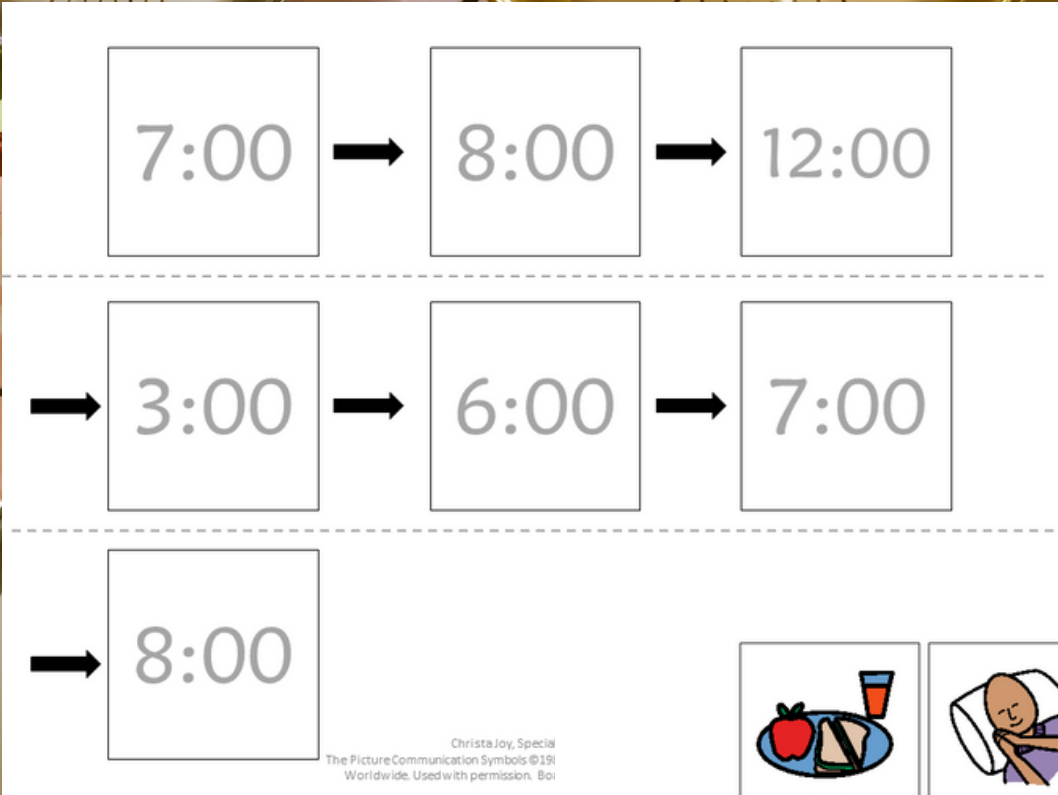


milk




dessert

Christa Joy, Special Needs for Special Kids  
The Picture Communication Symbols ©1981-2021 by Tobii Dynavox. All Rights Reserved  
Worldwide. Used with permission. Boardmaker® is a trademark of Tobii Dynavox




Unit 1 covers things that happen in the day or at night. Students will also sequence common events.


Option 1




lunch




go to bed




go to school




recess



take a bath



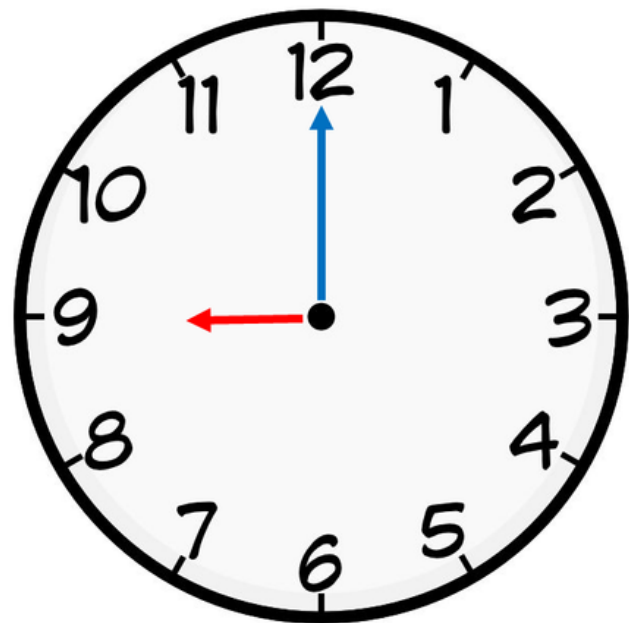
wake up



eat dinner

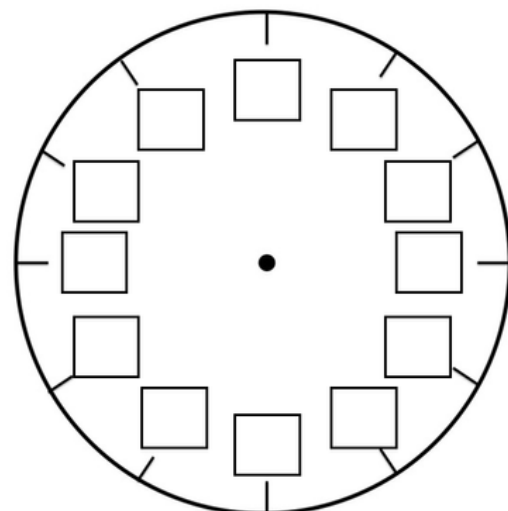
Christa Joy, Special Needs for Special Kids  
The Picture Communication Symbols ©1981-2018 by Tobii Dynavox. All Rights Reserved  
Worldwide. Used with permission. Boardmaker® is a trademark of Tobii Dynavox





1:00	2:00
3:00	4:00
5:00	6:00

Write or glue the numbers into the clock below.



1	2	3	4	5	6
7	8	9	10	11	12

Christa Joy, Special Needs for Special Kids

Name: \_\_\_\_\_



12:00	1:00	2:00
3:00	4:00	5:00
6:00	7:00	8:00
9:00	10:00	11:00

Christa Joy, Special Needs


Name: \_\_\_\_\_

1:00

10:00

6:00

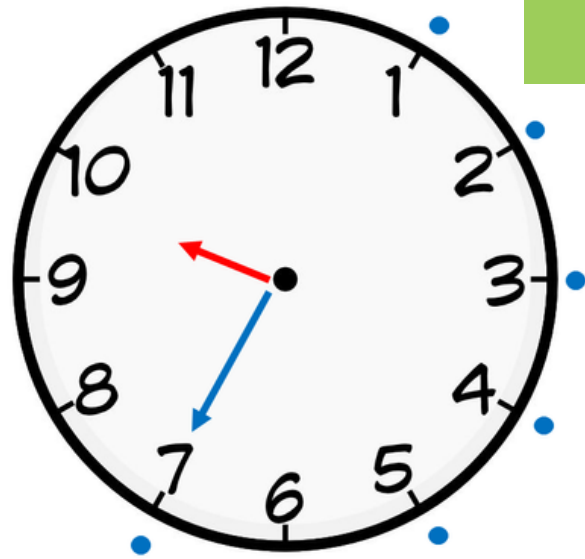
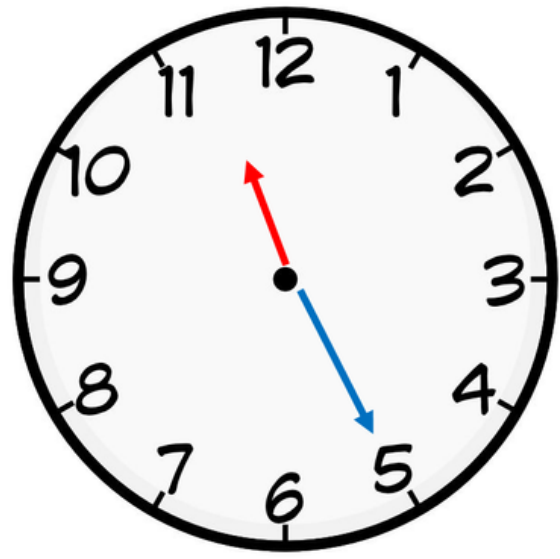
11:00



Christa Joy, Special Needs for Special Kids

Unit 2 covers reading time to the hour and parts of a clock. There are group activities and individual worksheets.





differentiated set of cards with dots to cue counting by 5s

Unit 3 covers reading time to the 5 minutes and parts of a clock. There are group activities and individual worksheets.

1:15

2:30

3:40

4:55

5:20

6:05

Name: \_\_\_\_\_



11:25

10:10

1:35

3:10

4:50

5:30

6:45

7:20

8:40

1:55

9:05

12:20



Christa Joy, Special Needs for Special Kids


Name: \_\_\_\_\_

3:20

7:05


5:45


8:40



Christa Joy, Special Needs for Special Kids



Start time: 

End time: 


Number of jumps:  (count by 5's)

Elapsed time:

Christa Joy, Special Needs for Special Kids

The elapsed time unit  
contains practice telling  
how many minutes have  
passed.

Start time: 

End time: 

Number of jumps:  (count by 5's)

Elapsed time:

Christa Joy, Special Needs for Special Kids

Start time: 

End time: 

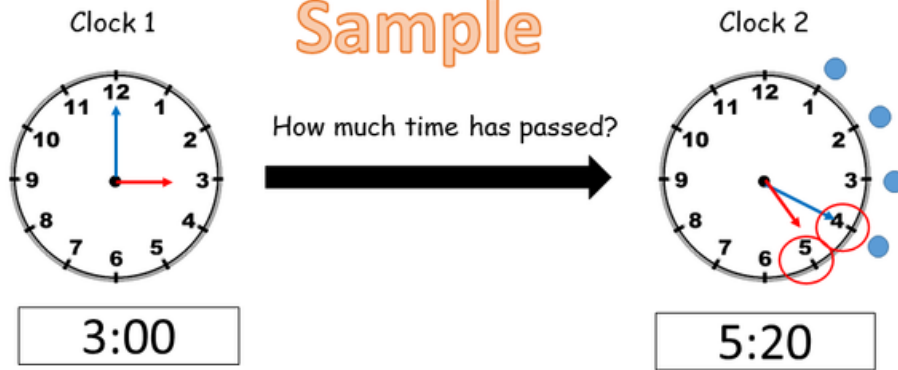
Number of jumps:  (count by 5's)


Elapsed time:


Christa Joy, Special Needs for Special Kids



# Sample



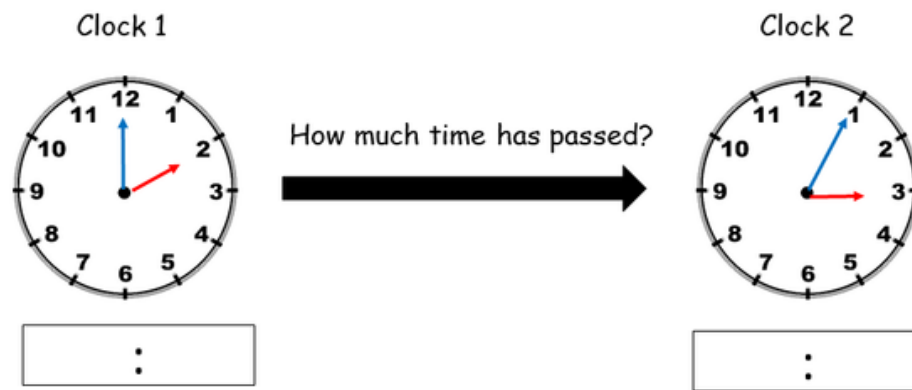
Hours passed:  Count  by 1's

Minutes passed:  Count  by 5's

Total time passed:  hours  minutes

Christa Joy, Special Needs for Special Kids

The elapsed time unit also contains practice telling how much time has passed when an hour is also involved.




Hours passed:  Count by 1's

Minutes passed:  Count by 5's

Total time passed:  hours  minutes

Christa Joy, Special Needs for Special Kids



Hours passed:  Count by 1's

Minutes passed:  Count by 5's

Total time passed:  hours  minutes

Christa Joy, Special Needs for Special Kids



Watch movie



At 8:00 I go to bed.

Christa Joy, Special Needs for Special Kids

**This bundle includes digital activities. There is a movie version of the books included in units 1, 2, and 3.**

Watch movie

A clock tells us the time.  
But how?



Christa Joy, Special Needs for Special Kids





Sort the pictures into the correct column.



Christa Joy, Special Needs for Special Kids  
The Picture Communication Symbols ©1981-2019 by Tobii Dynavox. All Rights Reserved  
Worldwide. Used with permission. Boardmaker® is a trademark of Tobii Dynavox

Unit 1

There are 2 sets of slides.  
They are recreated from the  
printable activities in the  
units. All activities click and  
drag, no typing is involved.



Match the time to the clock.

9:00

7:00

1:00

12:00

Unit 2

Christa Joy, Special Needs for Special Kids  
The Picture Communication Symbols ©1981-2019 by Tobii Dynavox. All Rights Reserved  
Worldwide. Used with permission. Boardmaker® is a trademark of Tobii Dynavox





Unit 3  
differentiated

Match the time to the clock.

12:20

7:20

1:35

6:45

ChristaJoy, Sp  
The Picture Communication Symbols  
Worldwide. Used with permission.

One set of slides is  
differentiated with  
color for students who  
need more support.

Clock 1



9:30

Clock 2



11:35

How much time has passed?

Hours passed:

Minutes passed:

Total time passed:

hours

minutes

Unit 3  
differentiated

Fill in the boxes to figure how much  
time has passed.

11:35

9:30

2

5

2

5

ChristaJoy, Special Needs for Special Kids  
The Picture Communication Symbols ©1981-2019 by Tobii Dynavox. All  
Rights Reserved Worldwide. Used with permission. Boardmaker® is a  
trademark of Tobii Dynavox





I realize there will be some students out there unable to do cutting activities. I have a blog post with ways to complete activities without a pair of scissors!!

**[Click Here to read more!!](#)**