

PERSEVERANCE



SOCIAL STORY + ACTIVITIES



This unit was created with this guy in mind. He has autism and an intellectual disability. He is a non-reader and struggles to sit still for long. With some support he is able to do this unit, and enjoys the challenge. He is my tester!!

Perseverance

Social Story & Activities

By
Christa Joy
Special Needs for Special Kids



Table of Contents

Worksheet pages	Title
4-9	Perseverance booklet
10-13	Perseverance circle map
14-16	Identify perseverance activity
17-19	Icy Perseverance activity
20-21	Terms of Use

In a separate file you will find:

- PowerPoint version of social story (**editable**)
- Activities in black and white

You can also download this social story as a google slide presentation. You will be prompted to make a copy. This is **editable** in case you need to adjust to the needs of your students.

- ~ For younger kids [CLICK HERE](#)
- ~ For older kids [CLICK HERE](#)

This unit has a story and activities. The activities come in 2 separate files, one in color and one in black and white.



younger

Don't give up.

©ChristaJoy, SNSK

older



Keep trying.

©ChristaJoy, SNSK

There are two 15 page social stories (one for younger and one for older kids) that have simple text and photos. This story is in a PowerPoint and Google Slide format so you **can edit** the text if needed to fit your own situation.

Some jobs are easy.



Page 1

©Christa Joy, SNSK

Some jobs are harder.



Page 2

©Christa Joy, SNSK

Jobs that are harder and
take longer take
perseverance.



Page 5

©Christa Joy, SNSK

But what is perseverance?



Page 6

©Christa Joy, SNSK

There is an 11 page booklet
using picture symbols that
students can take home.

What does perseverance look like?



Christa Joy, Special Needs for Special
The Picture Communication Symbols ©1981–2019 by Tobii
Worldwide. Used with permission. Boardmaker® is a tra

Errorless version

Place the pictures in the circle map on previous page showing what perseverance looks like.



Place the pictures in the circle map on previous page **ONLY IF** you think it describes perseverance.




There is a circle map on what perseverance looks like.

Circle maps are a great way for students to see the concept at a glance. There are 2 versions:





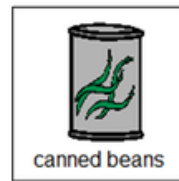
- One is errorless
- One has wrong answers mixed in students will have to set aside

Circle of color in the example of perseverance (working hard) in each example below.



©ChristaJoy, SNSK

Circle of color in the example of perseverance (working hard) in each example below.



©ChristaJoy, SNSK

There is an activity where students will decide if jobs are easy or hard and how much perseverance they would take.

Icy Perseverance



Materials:

- an ice cube for each student with a quarter frozen inside

Activity:

- Begin your lesson by giving each student an ice cube. Explain that the first person to get the quarter out of their ice without putting it in their mouth or hitting it with another object is the winner.

Discussion:

1. How does melting the ice cube compare to reaching your goals?
2. Did you ever feel like quitting? Why do some people quit before reaching their goals?
3. Could you have gotten the quarter quicker had you broken the rules? Would you feel as good about winning if you didn't follow the rules?
4. How do hard work and perseverance help you achieve your goals?

ICY PERSEVERANCE



What **Perseverance** means to me:

Students can either write their response to the previous page or use these pictures.



This is a great activity where students can FEEL what perseverance is like.

The activities that accompany this social story provide:

1. A structured way for you to review this skill.

2. A way to informally assess if students are comprehending the material.

3. Engages the student by providing different ways to review the same material.