

Special Ed

NO TWO ALIKE LITERACY UNIT



Special Needs for Special Kids

ALSO INCLUDES GOOGLE SLIDES



These literacy units are something I created and started using in my classroom. I had students with significant challenges and most were **non-readers**. This is a great way to expose all students to some great books.

No Two Alike Literacy Unit for Special Education

By
Christa Joy
Special Needs for Special Kids



Table of Contents

Worksheet pages	Title
4-5	Story Board
6-9	Circle map: things from the book
10-11	Word map: unique
12-15	Find the one that matches
16-17	Are they alike? Yes or no
18-20	Writing prompt: I am unique
21-22	Terms of Use

In a separate files you will find:

- Activities in black and white
- Link and directions for digital activities (including the book read aloud)

This unit has **32 pages plus 16 google slides**. There are 5 activities to go with this book to last a full week of instruction.

There are 2 separate files, one in color and one in black and white.

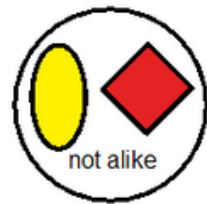
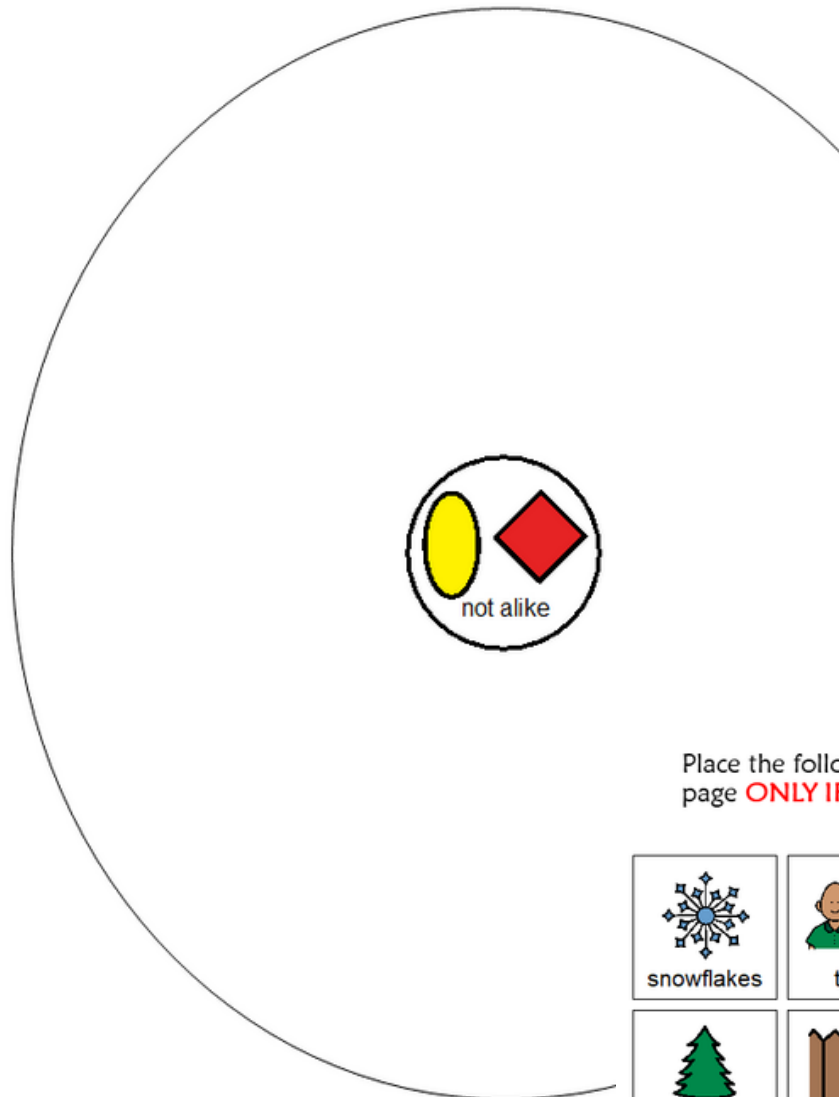


This unit comes with a storyboard.


Storyboards are great for ALL students to assist with participation and engagement in group discussions.

Tips on how to use in the unit!!

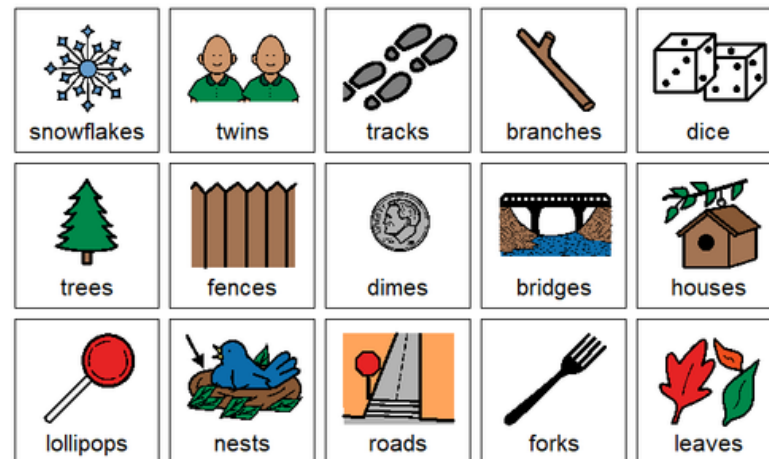
What are some things in the forest the two birds notice are not alike?




Place the following in the circle map on the previous page showing things that were not alike **in the book.**



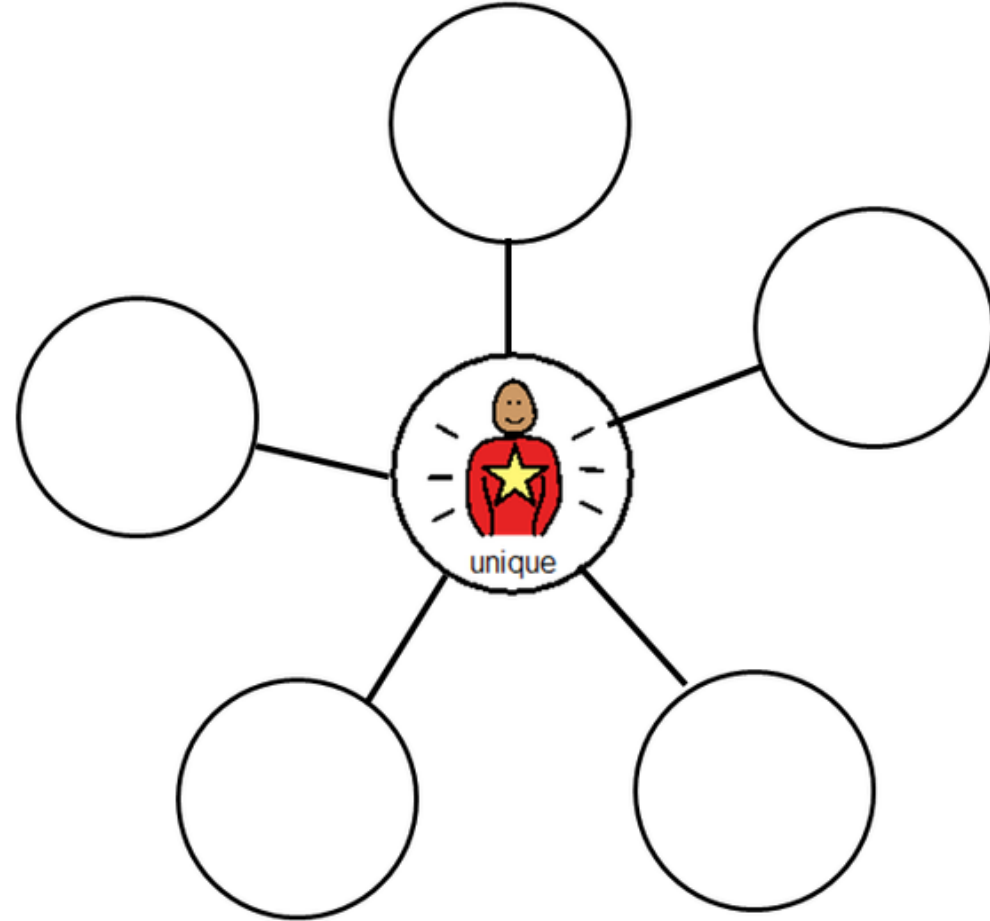
Place the following in the circle map on the previous page **ONLY IF** they were things not alike **in the book.**



There is a circle map about things from the book that were not quite alike. There is an option that only has correct answers and one that has wrong answers mixed in.




What does unique mean?











Christa Joy, Special Needs for Special Kids
The Picture Communication Symbols ©1981–2018 by Tobii Dynavox. All Rights Reserved
Worldwide. Used with permission. Boardmaker® is a trademark of Tobii Dynavox

Students will complete a word map on unique. They identify synonyms and move them into empty circles. This is an errorless activity.








Level 1

Find the picture that is identical on the next page.

	<input type="checkbox"/>		<input type="checkbox"/>
	<input type="checkbox"/>		<input type="checkbox"/>
	<input type="checkbox"/>		<input type="checkbox"/>
	<input type="checkbox"/>		<input type="checkbox"/>
	<input type="checkbox"/>		

Match each object below with the one that is identical.












Level 1

Christa Joy, Special Needs for Special Kids
The Picture Communication Symbols ©1981-2018 by Tobii Dynavox. All Rights Reserved
Worldwide. Used with permission. Boardmaker® is a trademark of Tobii Dynavox













Level 2

Find the picture that is identical on the next page.


	<input type="checkbox"/>		<input type="checkbox"/>
	<input type="checkbox"/>		<input type="checkbox"/>
	<input type="checkbox"/>		<input type="checkbox"/>
	<input type="checkbox"/>		<input type="checkbox"/>
	<input type="checkbox"/>		<input type="checkbox"/>
<input type="checkbox"/>	<input type="checkbox"/>		<input type="checkbox"/>

Christa Joy, Special Needs for Special Kids
Picture Communication Symbols ©1981-2018 by Tobii Dynavox. All Rights Reserved
Worldwide. Used with permission. Boardmaker® is a trademark of Tobii Dynavox

Level 2

Find the object that matches. One has fewer and very obvious differences than the second set. There are suggestions for differentiation.



Are they alike?




Christa Joy, Special Needs for Special Kids
The Picture Communication Symbols ©1981-2018 by Tobii Dynavox. All Rights Reserved
Worldwide. Used with permission. Boardmaker® is a trademark of Tobii Dynavox

Are they alike?



Christa Joy, Special Needs for Special Kids
The Picture Communication Symbols ©1981-2018 by Tobii Dynavox. All Rights Reserved
Worldwide. Used with permission. Boardmaker® is a trademark of Tobii Dynavox

Students look at two objects and circle the answer yes, no or I don't know if they match. There are suggestions for differentiation.



I am unique




I am a very unique person. I am a person.

I am good at .

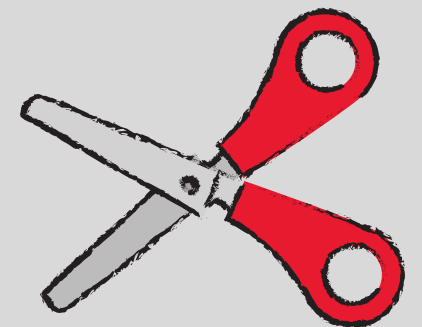
I like to help people .

What makes me unique is my .


I know I can make a difference in .




Students will write a story about how they are unique. This is an errorless activity that allows students to write their own story independently.



Listen to No
Two Alike
read aloud



There is a video of the
book read aloud. This is
a video from YouTube.



I am unique

I am a very unique person. I am a person.

I am good at .

I like to help people .

What makes me unique is my .

I know I can make a difference in .



Choose a word to finish each sentence.

 great	 funny	 special	 strong	 loving
 school	 sports	 music	 helping others	 cook
 learn	 explore	 exercise	 cook	 how I listen
 my laugh	 singing	 my heart	 how I listen	 my neighborhood
 the world	 my school	 my class	 my family	 my neighborhood

There are digital versions of the activities included. Students click and drag the answers.

	<input type="text"/>		<input type="text"/>
	<input type="text"/>		<input type="text"/>
	<input type="text"/>		<input type="text"/>
	<input type="text"/>		<input type="text"/>
	<input type="text"/>		<input type="text"/>
	<input type="text"/>		<input type="text"/>

Match object that is the same.

There are 2 sets, one that includes differentiation shown here.



I realize there will be some students out there unable to do cutting activities. I have a blog post with ways to complete activities without a pair of scissors!!

[Click Here to read more!!](#)