

NO PREP FALL WORKSHEETS

Special
Education



--	--	--	--	--	--	--

Cut words apart to create a sentence to describe the picture above.

the

Leaves

in

color

fall

change

.

Christa Joy, Special Needs for Special Kids
The Picture Communication Symbols © 1983-2019 by Tobin Dynavox. All Rights Reserved. No permission. Boardmaker® is a trademark of Tobin Dynavox





These worksheets were created with this guy in mind. He has autism and an intellectual disability. He is a non-reader, can count to 20, but still struggles with remembering skills. With some support he is able to do this unit and enjoys the challenge. He is my tester!!

Table of Contents

Worksheet pages	Title
4	Guidelines for Use
5-9	Week 1 ELA worksheets
10-14	Week 1 Math worksheets
15-19	Week 1 Science/Social Studies worksheets
20-24	Week 2 ELA worksheets
25-29	Week 2 Math worksheets
30-34	Week 2 Science/Social Studies worksheets
35-39	Week 3 ELA worksheets
40-44	Week 3 Math worksheets
45-49	Week 3 Science/Social Studies worksheets
50-54	Week 4 ELA worksheets
55-59	Week 3 Math worksheets
60-64	Week 3 Science/Social Studies worksheets
65-66	Terms of Use

I have a unit with digital fall-themed worksheets that would work well for an independent learning center.

Fall Digital Worksheets [CLICK HERE](#)

There are 60 worksheets with a fall theme included in this set. They can be spaced out over 4 weeks, using 3 worksheets per day to fill in those short breaks of time, transitions, and morning work.

All worksheets are in black and white.



--	--	--	--	--	--	--

Cut words apart to create a sentence to describe the picture above.

in	rake	fall	.
leaves	the	We	

© 2015-2016 by Tally Dymally. All Rights Reserved. No part of this publication may be reproduced, stored in a retrieval system, or transmitted, in any form or by any means, electronic, mechanical, photocopying, recording, or by any information storage or retrieval system, without prior written permission from Tally Dymally.

That is the notebook.

The went to the gym.

The won the game.

That is the ball.

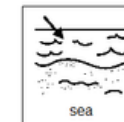
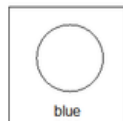
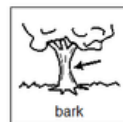
That is the chair.

The came across the field.

Use the correct spelling to complete each sentence.

teacher's	boys	girl's
teachers	boy's	girls

© 2015-2016 by Tally Dymally. All Rights Reserved. No part of this publication may be reproduced, stored in a retrieval system, or transmitted, in any form or by any means, electronic, mechanical, photocopying, recording, or by any information storage or retrieval system, without prior written permission from Tally Dymally.



Match the homophones.

blew	bark	see	fall	flower	8
------	------	-----	------	--------	---

© 2015-2016 by Tally Dymally. All Rights Reserved. No part of this publication may be reproduced, stored in a retrieval system, or transmitted, in any form or by any means, electronic, mechanical, photocopying, recording, or by any information storage or retrieval system, without prior written permission from Tally Dymally.

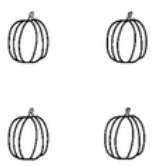
There are a total of 20 worksheets that cover basic ELA skills like sentence building, rhyming, and syllables.


Syllables


Color all the words with 1 syllables RED
Color all the words with 2 syllables BLUE
Color all the words with 3 syllables YELLOW


Halloween	scarecrow	September	pumpkin
turkey	fall	leaf	Thanksgiving
witch	football	apple	bat

© 2015-2016 by Tally Dymally. All Rights Reserved. No part of this publication may be reproduced, stored in a retrieval system, or transmitted, in any form or by any means, electronic, mechanical, photocopying, recording, or by any information storage or retrieval system, without prior written permission from Tally Dymally.









Count the quantity of objects and match correct number.

3

5

6

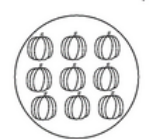
4

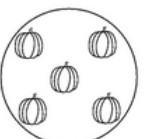
26	<div></div> tens <div></div> ones	33	<div></div> tens <div></div> ones
9	<div></div> tens <div></div> ones	18	<div></div> tens <div></div> ones
47	<div></div> tens <div></div> ones	51	<div></div> tens <div></div> ones

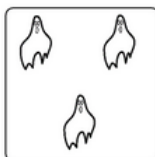
Determine the correct number of tens and ones.


2	0	4	1	1	3
6	9	7	8	5	3

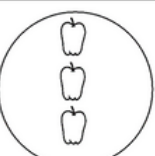
Color the picture with MORE.

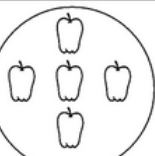








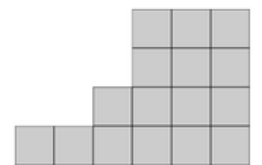









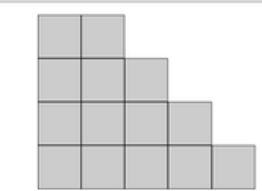





Area =



Area =



Area =



Area =

Determine the area and match correct number.

6

14

16

16

There are a total of 20 worksheets that cover basic math skills like counting, adding/subtracting, patterns, and ordinals.




- 1 = red
- 2 = yellow
- 3 = brown
- 4 = orange

Color by number.

seed	no seed

Cut pictures apart and sort into correct column.

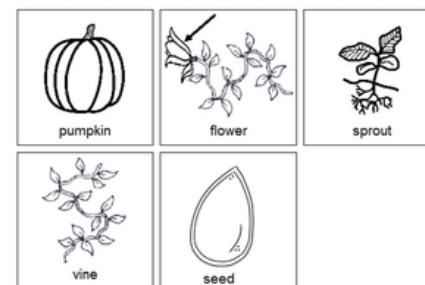
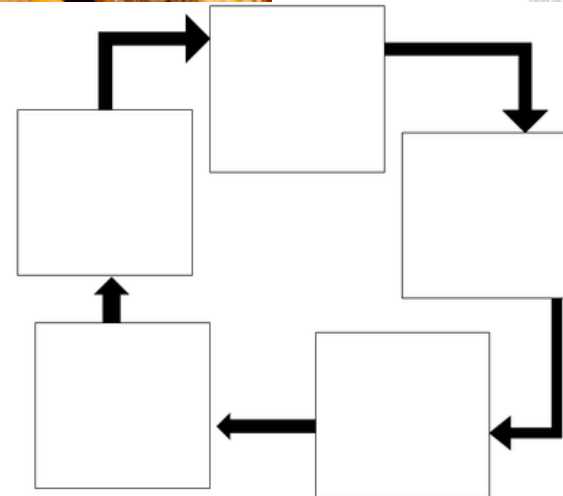
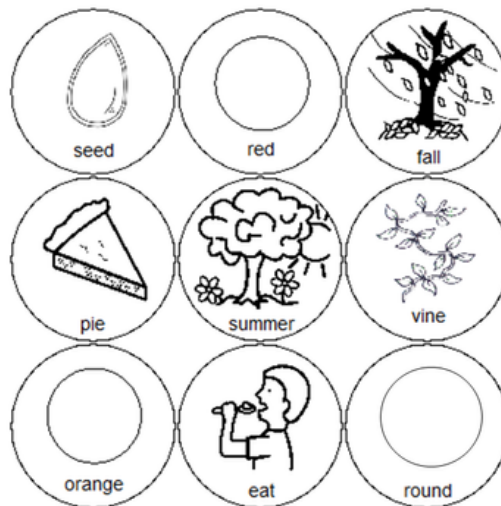



There are a total of 10 worksheets that cover basic science information mainly related to fall.

Color in red and orange circle clues before handing out to students.

Pumpkin/Watermelon

Color all the things about watermelons **RED**
 Color all the things about pumpkins **ORANGE**
 Color all things about both **BLUE**





Veterans Day



Veterans Day is on

Veterans are people who served in the


Veterans are soldiers who protected

We have to honor our veterans

Veterans are and




November 11



strong



parade




military




brave



United States



modern family



pilgrims



































					<input type="text"/>
					<input type="text"/>
					<input type="text"/>
					<input type="text"/>



There are a total of 10 worksheets that cover some social studies information related to fall holidays and other basic history information.



[Click Here to read more!!](#)

I realize there will be some students out there unable to do cutting activities. I have a blog post with ways to complete activities without a pair of scissors!!