

**Special Ed**



**INCLUDES GOOGLE SLIDES**





These activities are something I created and started using in my classroom. I had students with significant challenges and most were **non-readers**. This is a great way to expose all students to general curriculum material.



## Table of Contents

Pages	Activity
4-25	Happy New Year book
26-28	Vocabulary board
29-39	Circle maps
40-42	2024 cut and paste
43-46	Match the holiday with the month
47-50	Put the months in order
51-55	My positive affirmation
56-57	Terms of Use


There is a voice recorded PowerPoint show included in a separate file.

There is a separate file that includes directions for the digital version of these activities.

This unit will be updated annually.

This unit has over 50 pages plus 16 google slides. There is enough material to last a full week of instruction.

Thousands of people gather every year in Times Square in New York City to watch the ball drop at midnight.



Christa Joy, Special Needs for Special Kids

There is a 22-page book about how people celebrate the new year and holidays throughout the year.

It comes in pdf version as well as a voice recorded PowerPoint (so you don't have to print it out.) There is also a movie version you can use in google slides.

In September, many celebrate Labor Day.



Christa Joy, Special Needs for Special Kids





Christa Joy, Special Needs for Special Kids  
 The Picture Communication Symbols ©1981–2019 by Tobii Dynavox. All Rights Reserved  
 Worldwide. Used with permission. Boardmaker® is a trademark of Tobii Dynavox

This unit comes with a  
 storyboard.

Storyboards are great for  
 ALL students to assist with  
 participation and  
 engagement in group  
 discussions.

Tips on how to use in the  
 unit!!



Cut apart and place the months circle map.




Cut apart and place in the circle map **ONLY IF** they represent a month in the year.



Christa Joy, Special Needs for S  
The Picture Communication Symbols ©1981-2018 by  
Worldwide. Used with permission. Boardmaker® i

There is a circle map about the months of the year. There is an errorless version and a version with wrong answers mixed in that students will have to set aside.






Cut apart and place the holidays in the circle map.



Cut apart and place in the circle map **ONLY IF** they represent a holiday.



There is a circle map about the holidays throughout the year. There is an errorless version and a version with wrong answers mixed in that students will have to set aside.





Happy New Year!!

--	--	--	--

Cut the numbers apart and put in the correct order.

2	2	0	4
---	---	---	---

Christa Joy, Special Needs for Special Kids

Christa Joy, Special Needs for Special Kids

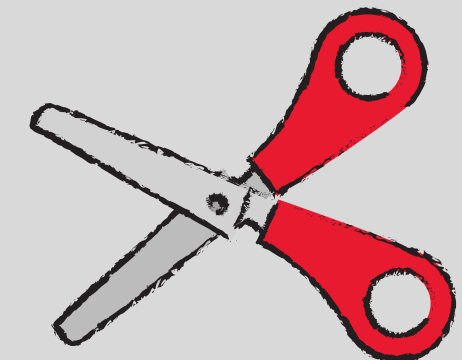
Happy New Year!!

2	0	2	4
---	---	---	---

Christa Joy, Special Needs for Special Kids

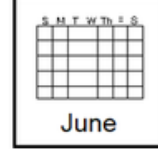
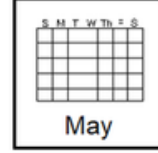

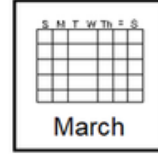
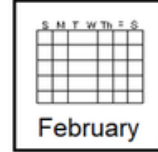
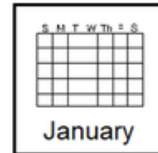
Differentiated Version

There is a cut and paste template to make the new year. There is a differentiated version with the numbers in gray for students to match to.




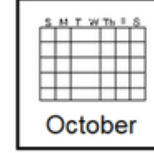
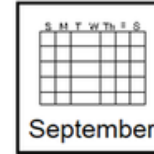
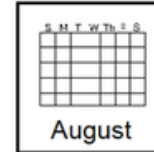
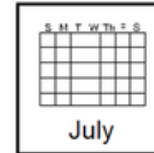


Match the holiday with the month.




Cut apart and place next to correct month.

Match the holiday with the month.



Students will match the holiday with the month it falls in. There are suggestions for differentiation included.






## Months of the Year


Cut apart and place the months in order.

ChristaJoy, Special Needs  
The Picture Communication Symbols ©1981-201  
Worldwide. Used with permission. Boardmaker




Differentiated version

## Months of the Year

January	February	March	April
May	June	July	August
September	October	November	December

ChristaJoy, Special Needs for Special Kids  
The Picture Communication Symbols ©1981-2018 by Tobii Dynavox. All Rights Reserved  
Worldwide. Used with permission. Boardmaker® is a trademark of Tobii Dynavox

Students will put the months in order. There is a differentiated version with the months in gray for students to match to.





# My Positive Affirmations

1. I AM

2. I can be


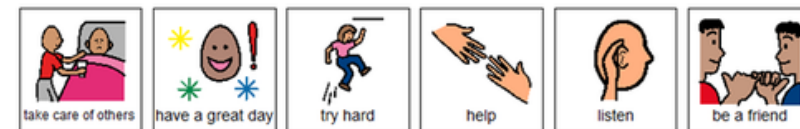

3. I WILL

4. Today will be

5. I AM




Christa Joy, Special Needs for Special Kids The Picture Communication Symbols ©1981-2020 by Tobii Dynavox. All Rights Reserved Worldwide. Used with permission. Boardmaker® is a trademark of Tobii Dynavox



Christa Joy, Special Needs for Special Kids The Picture Communication Symbols ©1981-2020 by Tobii Dynavox. All Rights Reserved Worldwide. Used with permission. Boardmaker® is a trademark of Tobii Dynavox

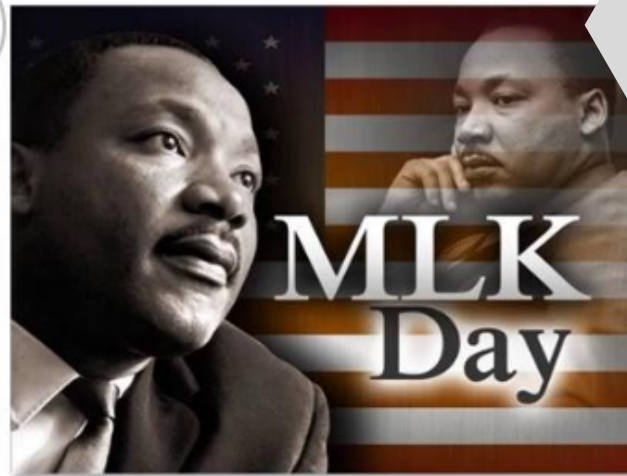
Students will come up with their own positive affirmations for the new year. This is an errorless activity.





Watch the  
movie on  
the New  
Year.

In January, many celebrate the New  
Year and Martin Luther King Day.



Christa Joy, Special Needs for Special Kids


*This unit also contains  
digital versions of  
printable activities.  
There is a video of  
both books read aloud.*



2024



Place the pictures showing holidays in the new year.



There are digital versions of the activities included. Students click and drag the answers.



Happy New Year!!

--	--	--	--

Arrange the numbers to show the new year.

2	2
0	4

There are 2 sets, one that includes differentiation shown here.