


Special Ed

MY DADDY SNORES



ALSO INCLUDES GOOGLE SLIDES





These literacy units are something I created and started using in my classroom. I had students with significant challenges and most were **non-readers**. This is a great way to expose all students to some great books.

My Daddy Snores

Literacy Unit for
Special Education

By
Christa Joy



Christa Joy, Special Needs for Special Kids

Table of Contents

Worksheet pages	Activity
4-5	Storyboard
6-9	Circle map
10-12	Matching solutions to problems
13-15	Matching sound to object
16-19	Sequencing events
20-23	Comprehension check
24-26	Sorting loud vs quiet sounds
27-28	Terms of Use

Also included in this resource as separate files:

- Links and directions to digital activities (includes link to video of book read aloud)
- That's Too Loud Social Story PowerPoint
- Voice recorded PowerPoint
- Activities in black and white

Christa Joy, Special Needs for Special Kids

This unit has 6 activities in printable and digital formats to last a full week of instruction.

There are 2 separate files, one with activities in color and one in activities in black and white.


This unit comes with a storyboard.

Storyboards are great for ALL students to assist with participation and engagement in group discussions.

Tips on how to use in the unit!!



Christa Joy, Special Needs for Special Kids
The Picture Communication Symbols ©1981–2021 by Tobii Dynavox. All Rights Reserved
Worldwide. Used with permission. Boardmaker® is a trademark of Tobii Dynavox




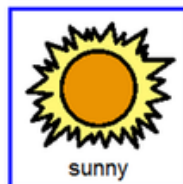
Cut and paste symbols below into circle map showing things that were in the story.



Cut and paste symbols below into circle map **ONLY IF** they were in the story.



There is a circle map of all the different sounds in the story. There is an option that only has correct answers and one that has wrong answers mixed in.



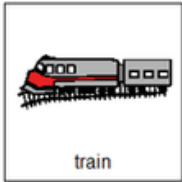

Christa Joy, Special Needs for Special Kids
The Picture Communication Symbols ©1981-2019 by Tobii Dynavox. All Rights Reserved
Worldwide. Used with permission. Boardmaker® is a trademark of Tobii Dynavox

Match the solution to solve the problems on the previous page.



Christa Joy, Special Needs for Special Kids
The Picture Communication Symbols ©1981-2019 by Tobii Dynavox. All Rights Reserved
Worldwide. Used with permission. Boardmaker® is a trademark of Tobii Dynavox

Students will match solutions to common problems just like the boy in the story trying to stop his dad from snoring.



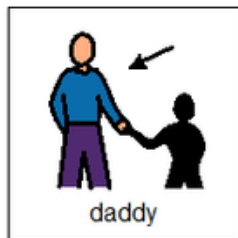
Christa Joy, Special Needs for Special Kids
The Picture Communication Symbols ©1981-2019 by Tobii Dynavox. All Rights Reserved
Worldwide. Used with permission. Boardmaker® is a trademark of Tobii Dynavox

Match the sounds with the object from the story.


whistle	honk
buzz	rumble
chug	roar

Christa Joy, Special Needs for Special Kids
The Picture Communication Symbols ©1981-2019 by Tobii Dynavox. All Rights Reserved
Worldwide. Used with permission. Boardmaker® is a trademark of Tobii Dynavox

Students will match the sounds various objects and animals make from the story.



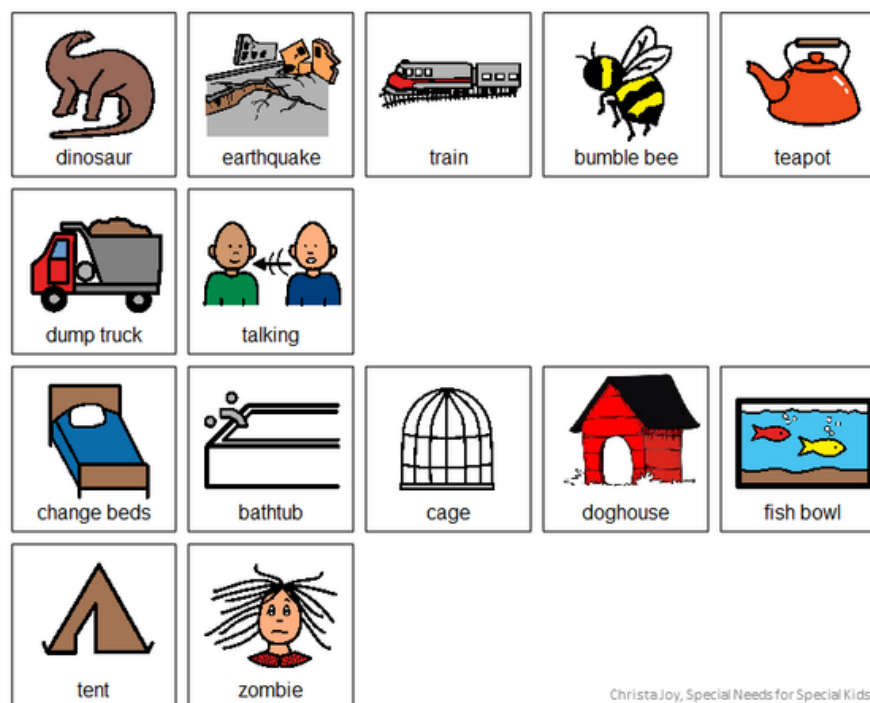
Monday	Tuesday	Wednesday	Thursday	Friday	Saturday	Sunday
--------	---------	-----------	----------	--------	----------	--------











Monday	Tuesday	W
--------	---------	---

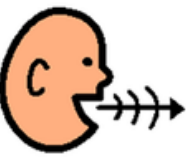





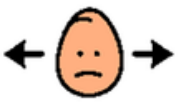
The Pic
Wor

Cut the pictures below apart and place in order the things that happen to Daddy and those that happen to Mommy.



In this activity, students will sequence events that occur in the book. Answer key and suggestions for differentiation are included.

Title 	Author 	Problem 	Solution 
Main characters 	Main Setting 	Happens at 	Did you like it? 

by Nancy Rothstein	 dad talks in sleep	 dad snores
 bedroom	 yes	My Daddy Snores
 doctor visit	 mommy & daddy	 no

There are 8
comprehension questions.
Students can make this
into a summary booklet.



I can even use my hands to cover my ears.

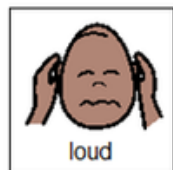
©ChristaJoy, SNSK



If none of this works, I can ask a teacher to leave for a break.

©ChristaJoy, SNSK

There is a 19 page social story on things being too loud and things you can do. This is available in a PowerPoint format you can edit to fit your needs.



There is a sorting activity looking at things that are typically loud or quiet.

Listen to My
Daddy
Snores read
aloud



There is a video of the book
read aloud. This is a video
from YouTube.





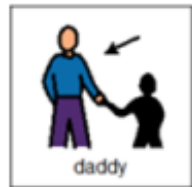
Place pictures in the circle map showing things that were in the story.



Christa Joy, Special Needs for Special Kids The Picture Communication Symbols ©1981-2018 by Tobii Dynavox
All Rights Reserved Worldwide. Used with permission. Boardmaker® is a trademark of Tobii Dynavox

There are digital versions of the activities included. Students click and drag the answers.

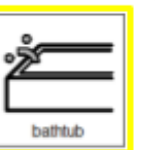

Put the events in the order they happened.



Monday	Tuesday	Wednesday	Thursday	Friday	Saturday	Sunday
--------	---------	-----------	----------	--------	----------	--------



Monday	Tuesday	Wednesday	Thursday	Friday	Saturday	Sunday
--------	---------	-----------	----------	--------	----------	--------



There are 2 sets, one that includes differentiation shown here.

This resource comes in a zipped folder. You will need to unzip the folder to access all the contents which include:

- *Activities in color*
- *Activities in black and white*
- *Links and directions to digital activities*
- *That's Too Loud Social Story (editable)*

Save money and get this unit as part of my Mother's and Father's Day Bundle.

