MR. POPPER'S PENGUINS



PRINT & DIGITAL

28 activities

chapter questions



Special Needs for Special Kids



These novel units are something I created and started using in my classroom. I had students with significant challenges and most were non-readers. They were the best thing I ever did, and my students LOVED them.

Table of Contents

Worksheet pages	Activity	Chapter
5	Suggestions for use	
6	Story board	
7	Title and Author	1
8-10	Mr. Popper circle map	1
11	Color the months Mr. Popper works	1
12-13	Animals for pets sorting	2
14-16	Penguin circle map	3
17-18	What animals eat matching	4
19-20	Hot vs cold climate sorting	4
21-23	Why the refrigerator is a good home	5
24-26	Filling out a license	6
27-28	What is in the rookery?	7
29-30	Sorting penguins/not penguins	8
31	Color Antarctica on the map	8
32	Getting the can of shrimp	9
33-34	Matching cures to illnesses	10
35-37	Winter Wonderland writing prompt	11
38-39	Sorting animals that do and do not lay eggs	12
40-41	Captain Cook's family tree	12

Christa Joy, Special Needs for Special Kids
The Picture Communication Symbols ©1981–2018 by Tobii Dynavox. All Rights Reserved Worldwide. Used with permission. Boardmaker® is a trademark of Tobii Dynavox

Table of Contents

Worksheet pages	Activity	Chapter
42-43	Sorting wants/needs	13
44-45	Calculating bus fare	14
46	The Performance	15
47-49	Things you would find on a stage	15
50-51	Finding the way to the train station	16
52-54	Curiosity social story	16
56-57	Things to consider when traveling with the Poppers…	17
58-59	Which hat?	18
60	Bailing out Mr. Popper and the penguins	19
61-62	Making a prediction	
63-64	What do you think it will be like for Mr. Popper at the North Pole writing prompt	20
65-67	Main characters circle map	extra
68-70	Other Novel Units to Check Out	
71-72	Terms of Use	

Christa Joy, Special Needs for Special Kids
The Picture Communication Symbols ©1981–2018 by Tobii Dynavox. All Rights Reserved Worldwide. Used with permission. Boardmaker® is a trademark of Tobii Dynavox

This novel unit has 28 different activities. These activities are NOT comprehension-based. So, even if your students do not pay attention, they can still complete the activity.





For example, students will match the hat to the animal that wore it. Remind students that in the performance, the penguins are firefighters and the seals are policemen.

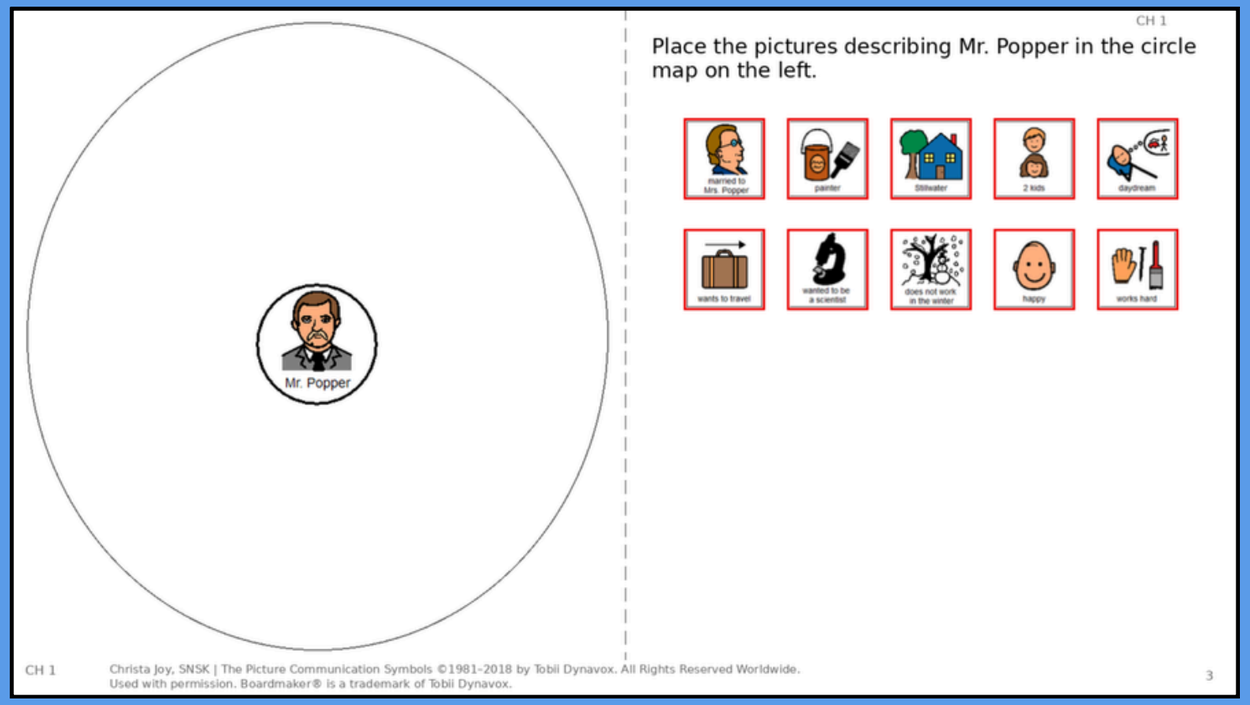

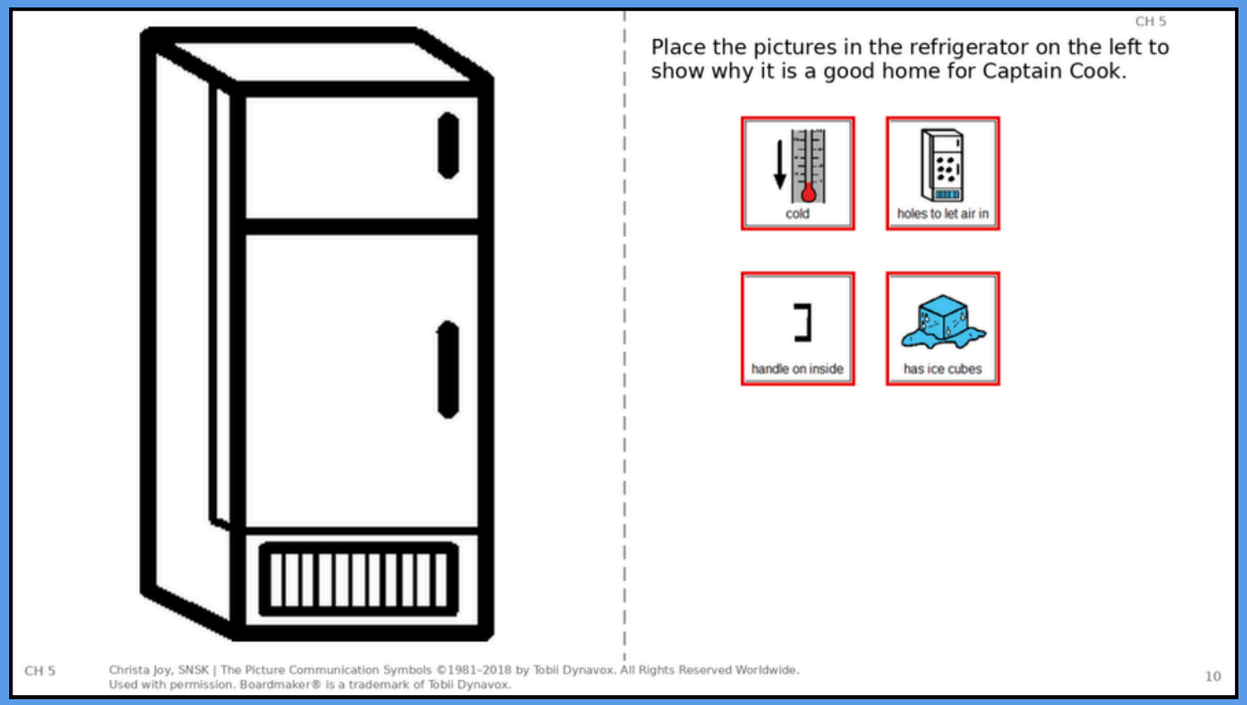



Activities and chapter questions come in a digital format as well.

The DIGITAL activities are designed for students to **move the answer pieces directly on the slides**.

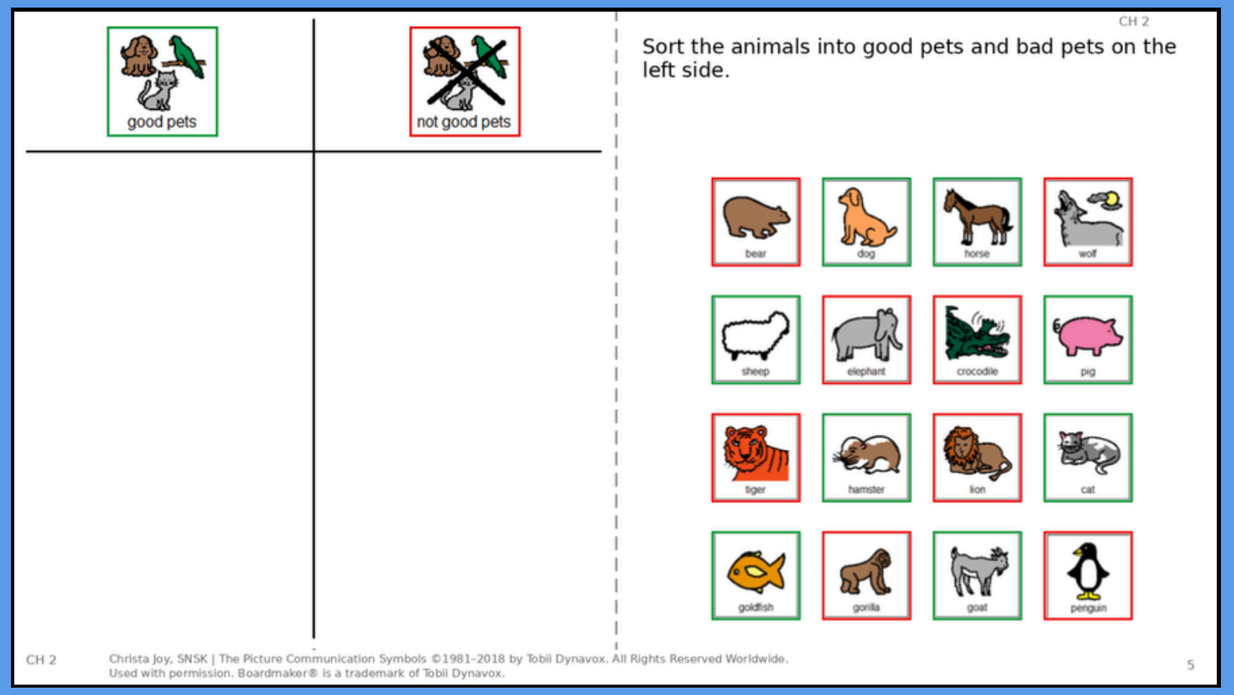

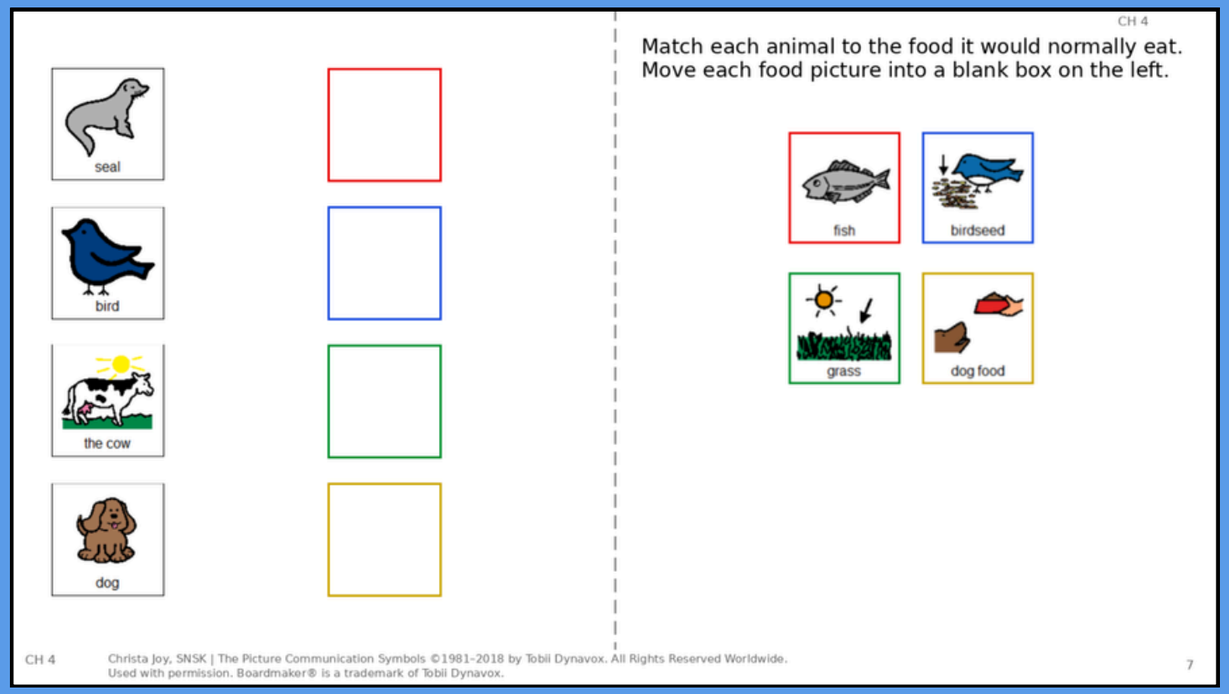



A differentiated set of digital activities is also included.

They use color coding or present an errorless option for students who need more support.

Each time you finish a chapter, there will be an activity your students can do.

The activities will relate to events in the chapter.

These are cut-and-paste activities supported by pictures, or you can assign them as click-and-drag Google Slides.

Optional: Quiz students' comprehension by having them answer 3 multiple-choice questions about that chapter.

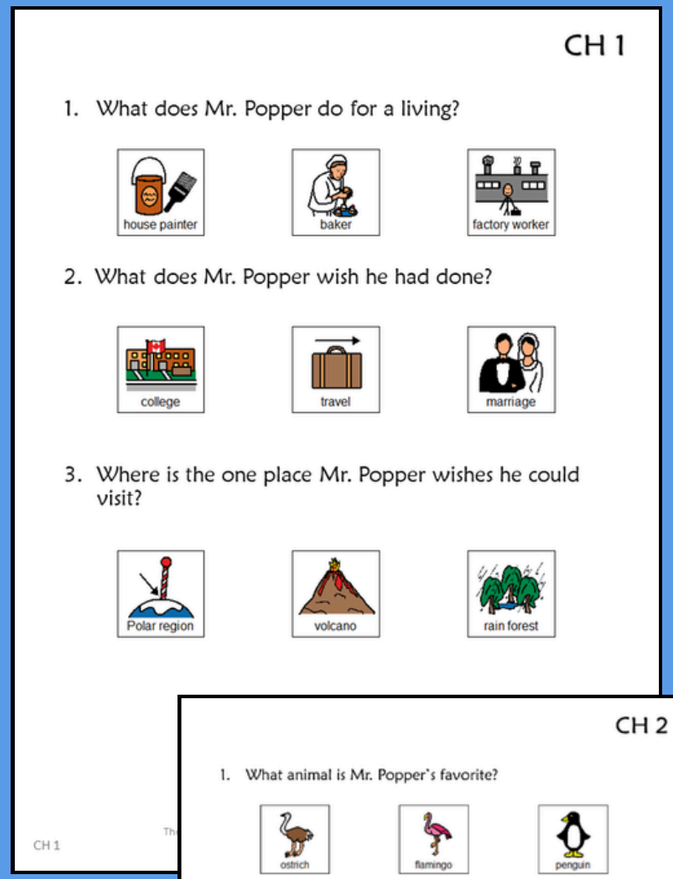

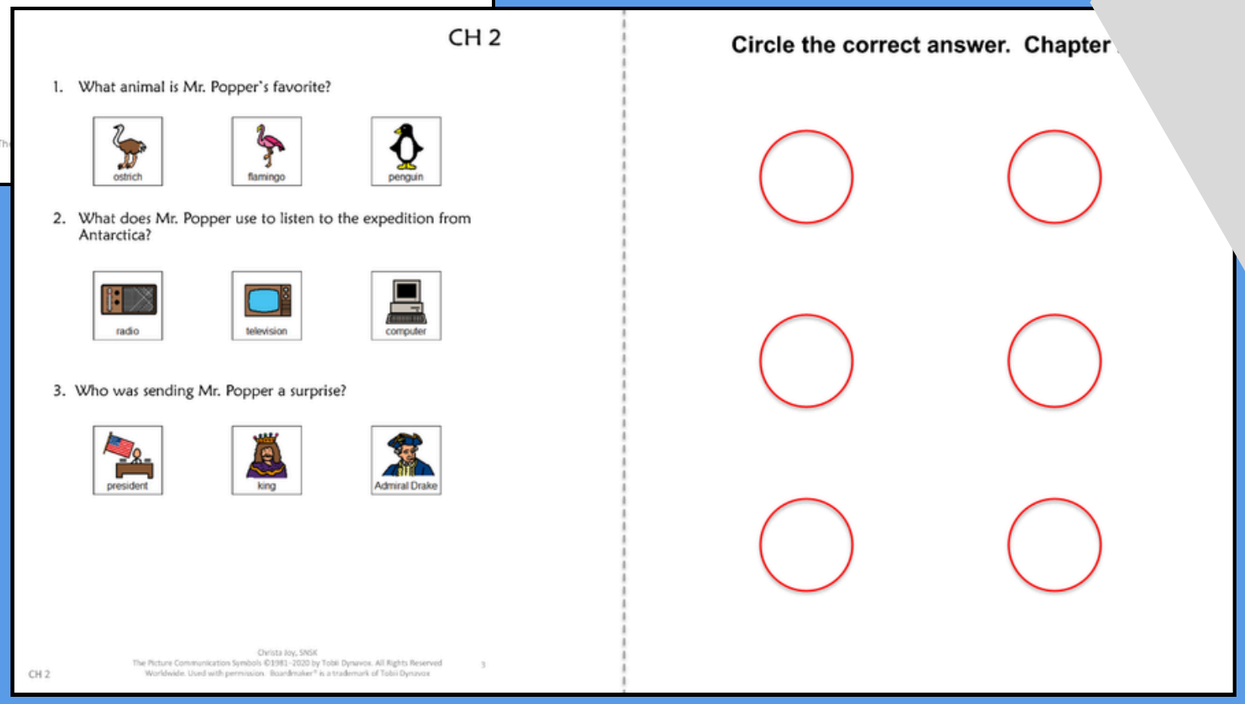

PRINT & DIGITAL

Finally, this unit has 3 questions for each month/chapter. Each question has 3 picture choices.

Answer key included!!

Suggestions for Use

- I made this unit to go along with the book, *Mr. Popper's Penguins* by Richard and Florence Atwater.
- The thought is that you would be reading it aloud to your class at a rate of about 1 chapter per day.
- Be sure to give each student their own copy of the story board (pg. 6) to use while reading and discussing the story.
- Benefits of reading out loud, even to classes made up of severely affected students:
  - Teaches students to sit quietly even when there isn't something for them to do. This is such an important life skill. We all have to spend time sitting and listening to someone we are not that interested in at some point.
  - Parents will LOVE you. Not only will they be excited their child is being exposed to age appropriate material, but you are teaching them how to sit quietly, which will hopefully transfer to home as well.
  - Even with your lowest level learners, you will have 1 or 2 that will truly enjoy the story.
- It can be a calming experience to sit and listen to the teacher read in a methodical way. For students who need more structure, place the number of post-it notes in front of him/her that corresponds to the number of pages you intend to read. Remove a post-it as you finish each page. The visual will help lessen their anxiety.
- You will find activity for most chapters. You will still have plenty to choose from and find those that fit best with your students.
- Differentiation:
  - For any activity, you can quickly differentiate for your lower level learners by using a color coding technique.
  - If sorting, outline each sorting category a certain color and then outline the corresponding pictures the same color.
  - Becomes a matching task.
- There are comprehension questions to accompany this unit. There are 3 questions for every chapter with 3 picture answer choices. You will find these (in color and BW) in a separate file.

Christa Joy, Special Needs for Special Kids
The Picture Communication Symbols ©1981–2019 by Tobii Dynavox. All Rights Reserved Worldwide. Used with permission. Boardmaker® is a trademark of Tobii Dynavox

Suggestions on how I found this activity worked best in my classroom are provided. I typically had 6-8 students with one adult assistant in the room with me.

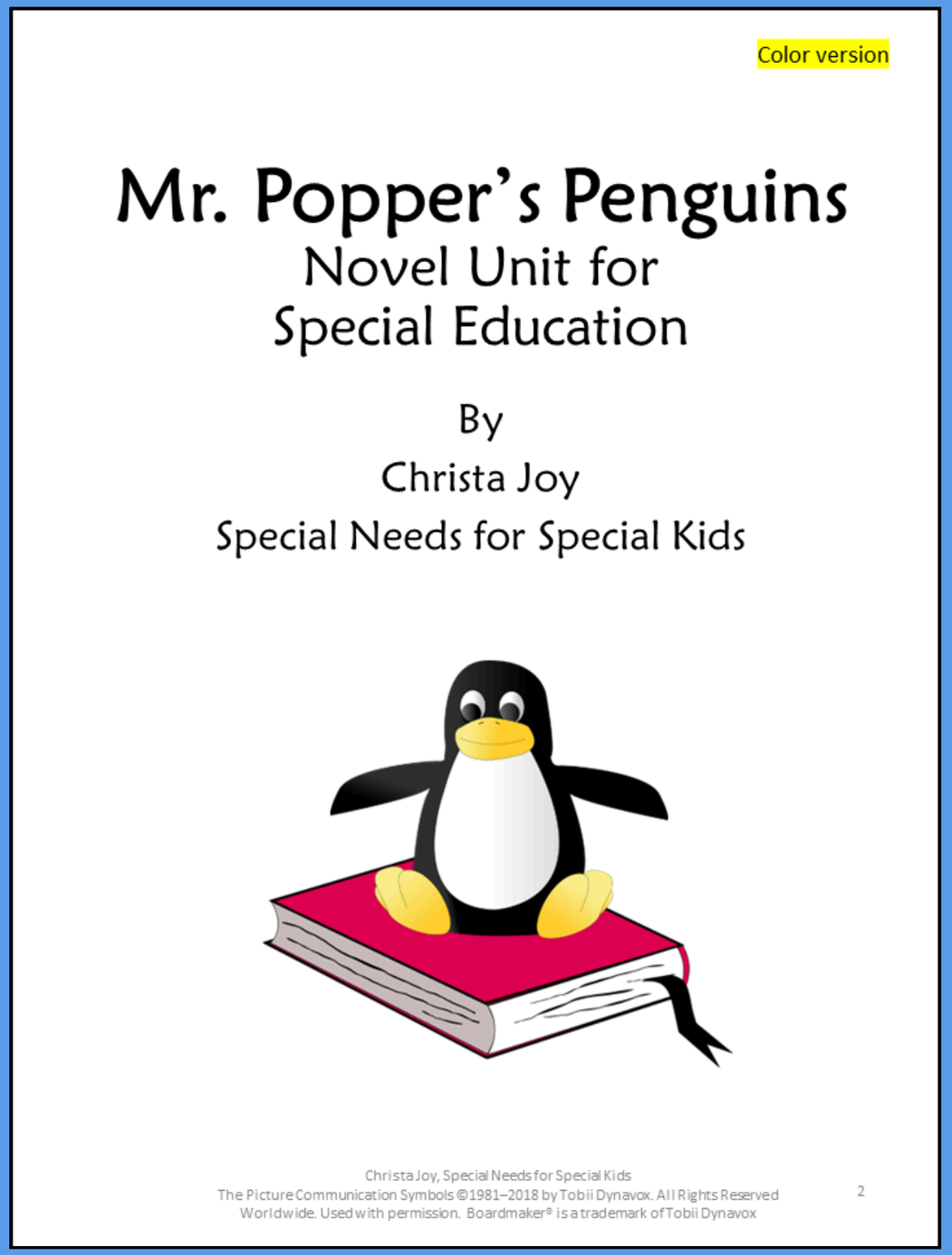

This entire novel unit comes in 2 separate files. One is completely in color and one is completely in black and white.



This unit comes with a vocabulary board.

Vocabulary boards are great for ALL students to assist with participation and engagement in group discussions.

Tips on how to use in the unit!!

ERRORLESS

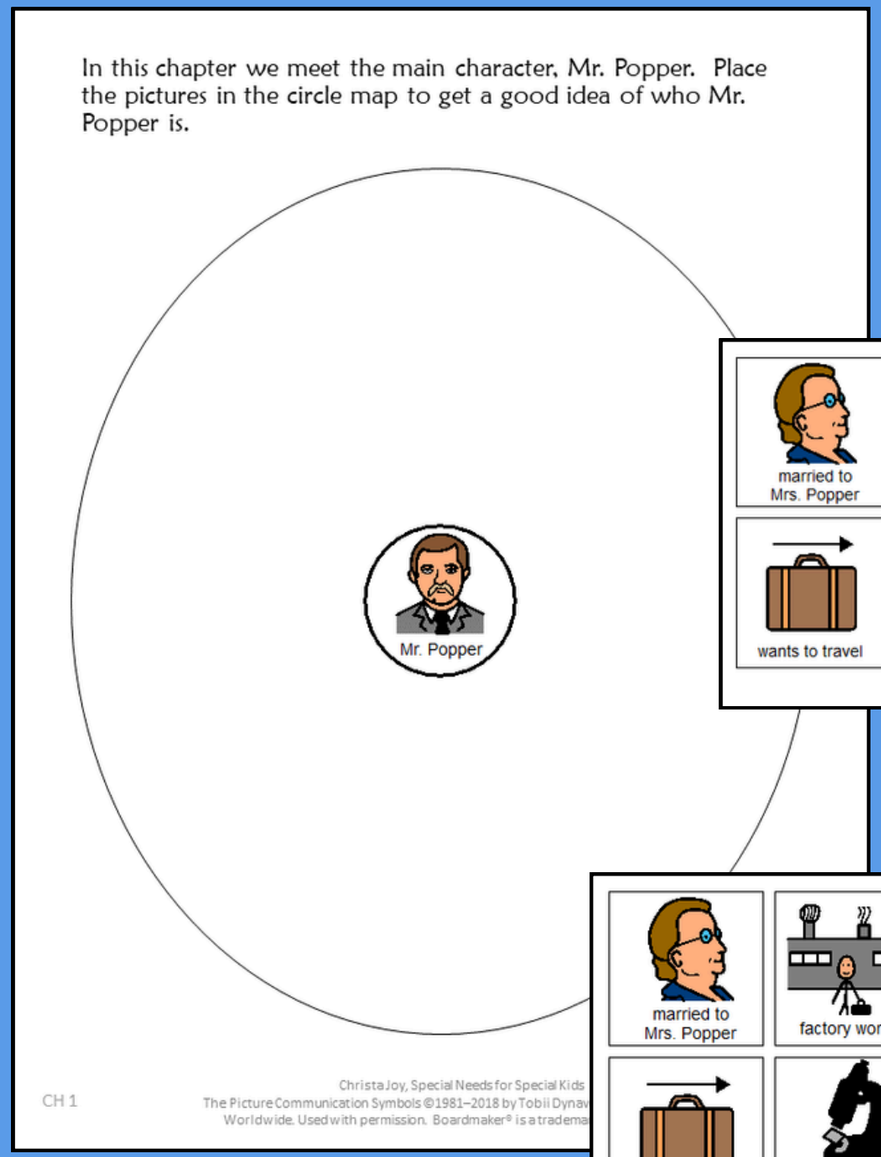





WRONG ANSWERS MIXED IN

There are circle maps in this unit.

Circle maps are a great way for students to see the big idea.

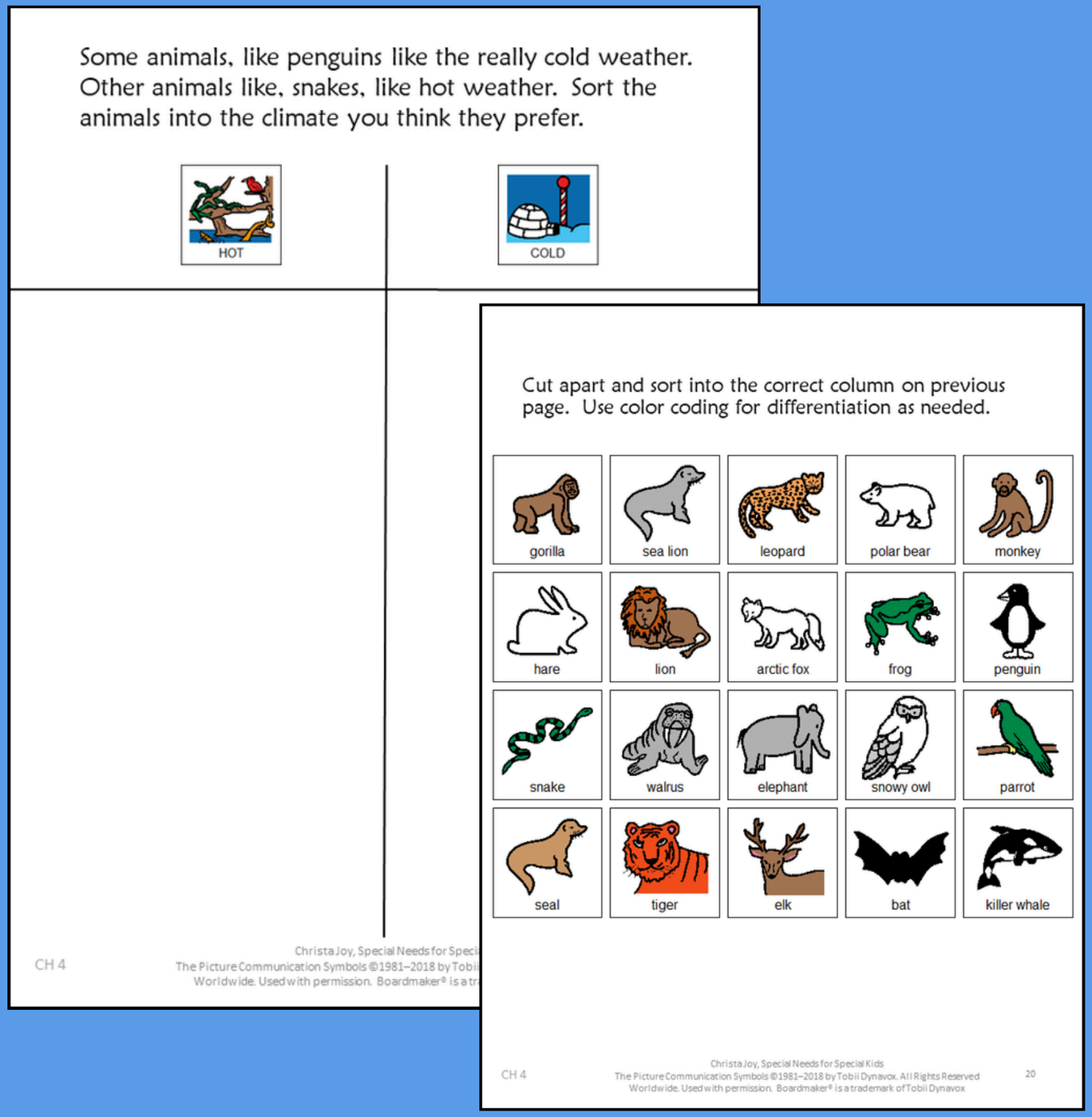

There are sorting activities.

Directions on how to add differentiation are included.



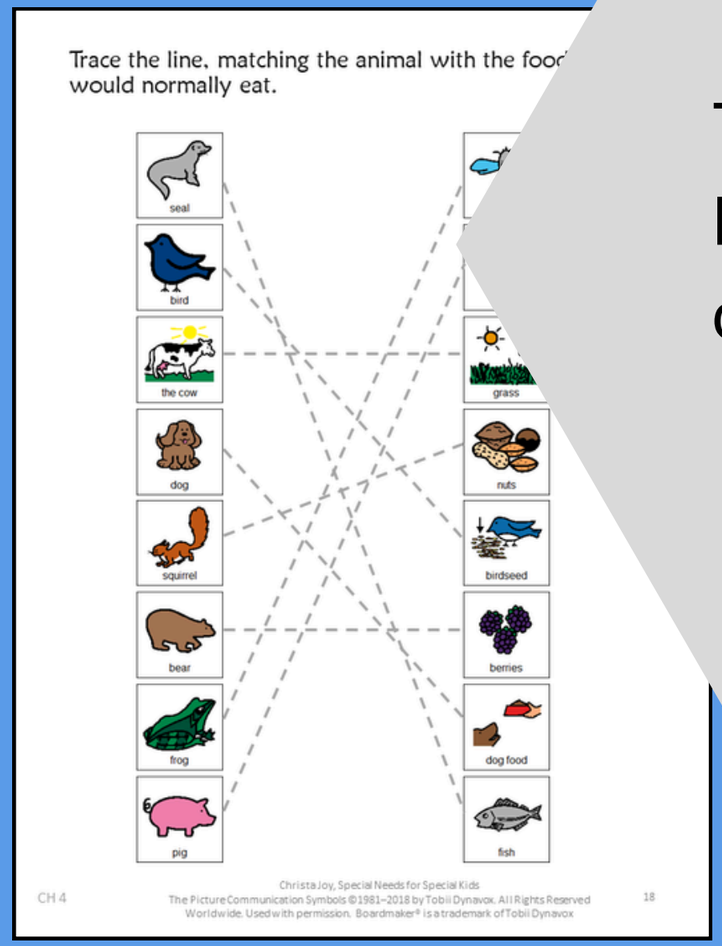

There are matching activities. Directions on how to add differentiation are included.

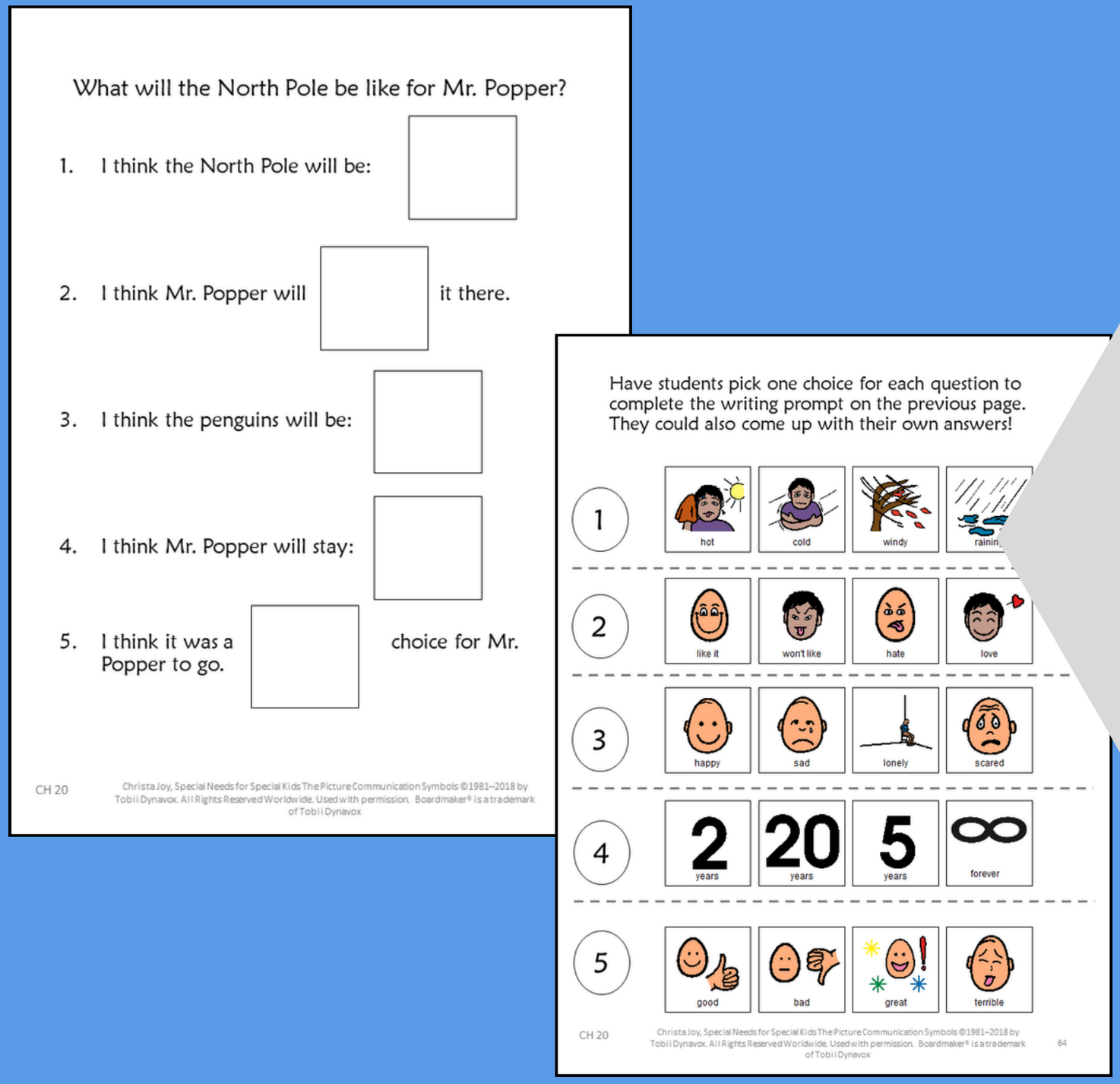

There are writing prompts.

Students can choose from the pictures (making this an errorless activity) or write in their own answers.



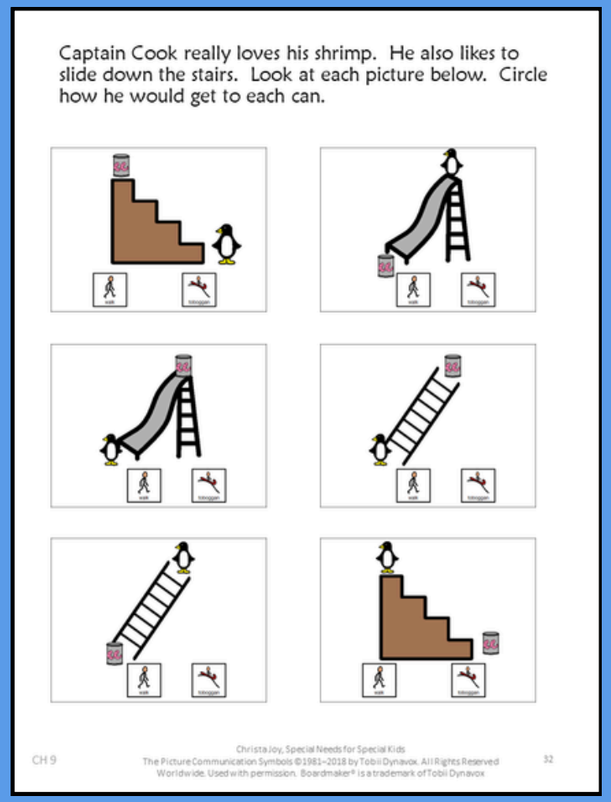



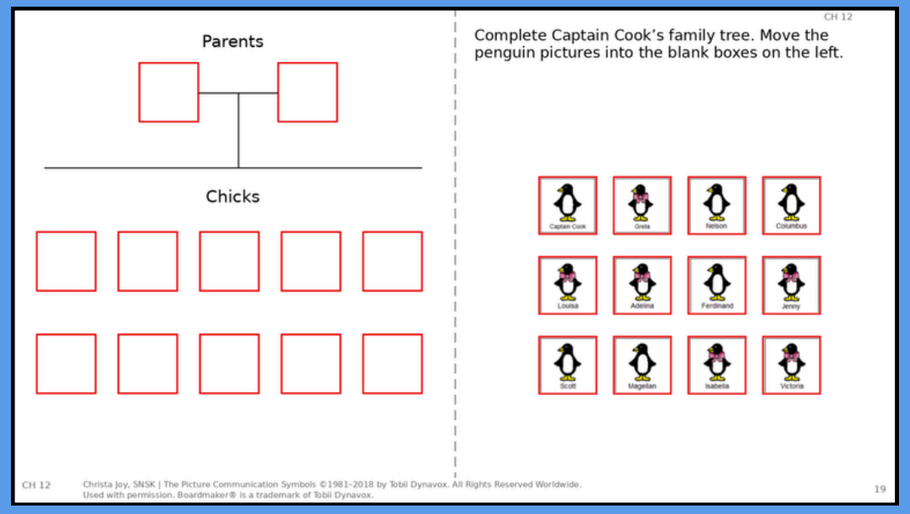

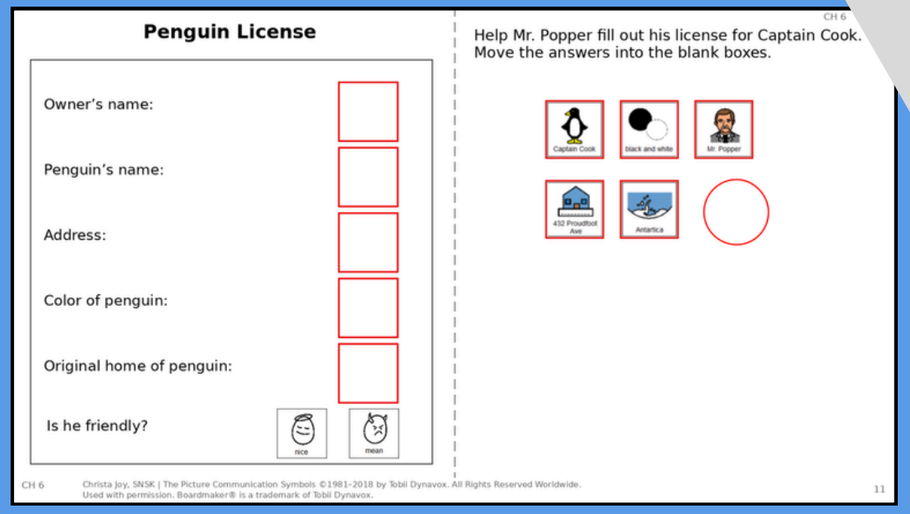

Because there are so many activities, you can choose the ones that fit your students the best.