


# THE LOUISIANA PURCHASE

SPECIAL  
EDUCATION



INCLUDES GOOGLE SLIDES





This unit was created with this guy in mind. He has autism and an intellectual disability. He is a non-reader, and loves the sound of piano keys. With some support he is able to do this unit, and enjoys the challenge. He is my tester!!



# Table of Contents

Worksheet pages	Activity
4-5	Vocabulary board
6-9	Vocabulary cards
10-18	Vocabulary cards cut and paste
19-22	Circle map
23-25	Louisiana Purchase map
26-30	Important people matching
31-33	Writing Prompt
34-40	Sudoku puzzle
41-42	Word search
43-47	Close worksheets
48-58	Assessments
59-60	Terms of Use

Also included in this resource as separate files:

- Lesson plans
- Links and directions to digital activities
- PowerPoints (these are the books in the lesson plans)
- Voice recorded PowerPoint
- Activities in black and white

This unit contains 9 days of material that is in both printable and digital formats. I have included a detailed lesson plan to help you make the most of everything in this unit including how to add some group activities.

It comes in 2 separate files. One in color and one in black and white.

# Louisiana Purchase Lesson Plan

## Preparation

- Print out a vocabulary board for each student to use throughout unit
  - Laminate or place in page protector
- Book
  - Print out, laminate, and bind
  - OR your students can listen to the pre-recorded version
- Vocabulary cards
  - Print out a set of cards onto cardstock and laminate
  - Make one set for each student and also one for the teacher to use in I Spy games

## Preassessment (do day 1 before starting lesson)

- Choose the form of the assessment that best fits the learning level of your students
- Give the assessment to assess what your students may already know
- I cannot emphasize enough how important this step is. If you want to see growth, this preassessment is so important!!

## Teaching Tips

1. *Color Coding:* this is a really easy way to add more structure to a matching activity. Outline or color in an empty box or sorting label. Outline or color in the corresponding picture symbols the same colors. Becomes a color matching task.
  - a. For more info, read more here:  
<https://specialneedsforspecialkids.org/2015/09/05/using-color-coding-for-differentiation/>
  - b. I also have a blog post on differentiating one activity 3 ways:  
<https://specialneedsforspecialkids.org/2018/10/22/differentiating-1-activity-3-ways-easily-and-effectively/>
2. *Make your own copies of the activities:* Every day I review the activity we did yesterday. For that reason:
  - a. I often complete the activity myself and often laminated it for easy review that I could use year after year.
  - b. My copies were also helpful as either a model for students who needed more support or as a way for more advanced students to self-check their work.

The lesson plans contain:

Overall tips for teaching students with significant needs



# Quick Look

Day	Activity	Day	Activity
1	<ul style="list-style-type: none"><li>• Book</li><li>• Vocab cards intro</li><li>• Circle map</li></ul>	6	<ul style="list-style-type: none"><li>• Book</li><li>• Vocab cards cut and paste</li><li>• Sudoku puzzle</li></ul>
2	<ul style="list-style-type: none"><li>• Book</li><li>• Vocab cards activity</li><li>• Color map of LA Purchase</li></ul>	7	<ul style="list-style-type: none"><li>• Book</li><li>• Vocab cards activity</li><li>• Matching activity</li></ul>
3	<ul style="list-style-type: none"><li>• Book</li><li>• Vocab cards activity</li><li>• Matching activity</li></ul>	8	<ul style="list-style-type: none"><li>• Book</li><li>• Vocab cards activity</li><li>• Close worksheet</li></ul>
4	<ul style="list-style-type: none"><li>• Book</li><li>• Vocab cards activity</li><li>• Matching activity</li></ul>	9	<ul style="list-style-type: none"><li>• Assessment</li></ul>
5	<ul style="list-style-type: none"><li>• Book</li><li>• Vocab cards activity</li><li>• Writing Prompt</li></ul>		

The lesson plans contain:

A quick look at what you will do each day



## Day 2

Activity	Notes	Materials
Read or listen to a recording of the book (10 minutes)	<ul style="list-style-type: none"><li>• Read through the story, asking lots of questions</li><li>• Continue to make connections between book and vocabulary board</li></ul>	<ul style="list-style-type: none"><li>• book</li><li>• Vocabulary board</li></ul>
Vocabulary cards I Spy Game (10 minutes)	<ul style="list-style-type: none"><li>• Determine how many cards your students can handle in front of them. This can vary, some students may be able to have all the cards, so may only be able to handle a field of 3-5</li><li>• Since this is the first time playing this game, I make it easy. Hold up a card, and have students find the matching one and hold it up</li><li>• Discuss relevant points on the card<ul style="list-style-type: none"><li>◦ You can also play this game in this manner having them find the symbol on their vocabulary board</li></ul></li></ul>	<ul style="list-style-type: none"><li>• Vocabulary cards (student set and teacher set)</li><li>• Vocabulary board</li></ul>
Circle map review (5 minutes)	<ul style="list-style-type: none"><li>• Review the worksheet completed yesterday</li></ul>	<ul style="list-style-type: none"><li>• Worksheet completed yesterday</li></ul>
Color map (10 minutes)	<ul style="list-style-type: none"><li>• Do one or <u>both of the coloring</u> activities included that show what area the Louisiana Purchase covered</li><li>• Students complete the worksheet</li><li>• Make connections to the book as necessary</li><li>• <u>Compare to a map of today</u></li></ul>	<ul style="list-style-type: none"><li>• Worksheet</li><li>• crayons</li></ul>
Sharing (10 minutes)	<ul style="list-style-type: none"><li>• Each student shares their finished maps with the group using the communication method of their choice</li></ul>	<ul style="list-style-type: none"><li>• Completed worksheets</li><li>• Communication devices</li></ul>

The lesson plans contain:

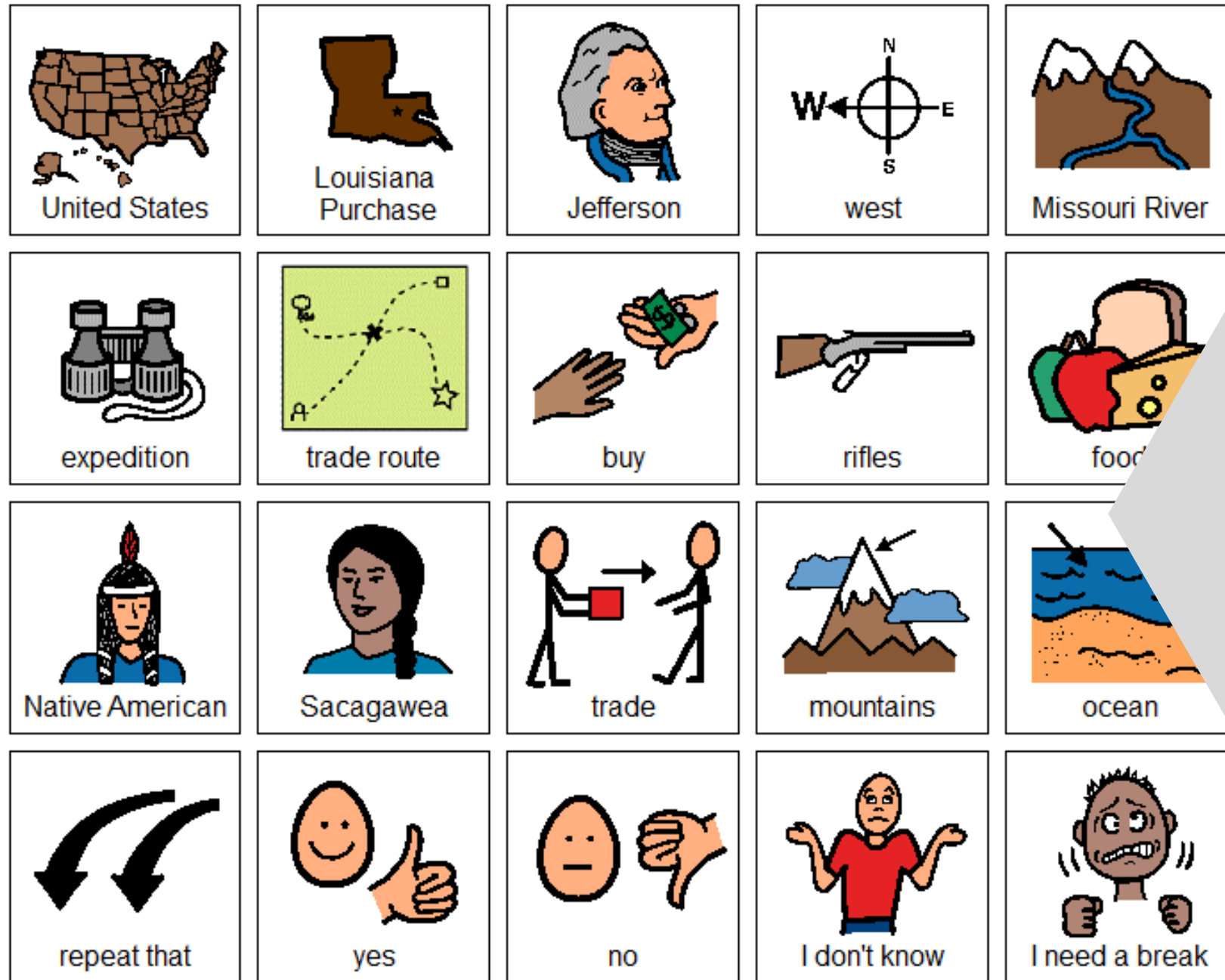
Detailed instructions on how that day's lesson should run



This unit comes with a vocabulary board.


Vocabulary boards are great for ALL students to assist with participation and engagement in group discussions.

Tips on how to use in the unit!!





Jefferson sent first **Robert Livingston** and later **James Monroe** to Europe to negotiate the purchase of this land.



ChristaJoy, Special Needs for Special Kids

Lewis chose a close friend, William **Clark** to help him. Clark recruited and trained the team of men, while Lewis gathered the equipment and supplies, they would need for the expedition.



ChristaJoy, Special Needs for Special Kids

There is a 21 page book with this unit using simple text and photos.

It comes in a pdf version as well as a voice recorded powerpoint (so you don't have to print it out.)



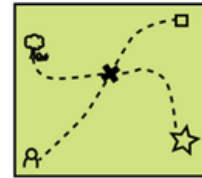
## Thomas Jefferson

President of the United States who approved the Louisiana Purchase.



## trade route

How things that are bought and sold are moved from one part of the country to another.



## Robert Livingston

Sent to Europe by Jefferson to negotiate with Napoleon for the Louisiana Purchase.



## James Monroe

Sent to Europe by Jefferson to negotiate with Napoleon for the Louisiana Purchase.



## Napoleon



## expedition



## Louisiana Purchase



## Lewis & Clark




There are 9 vocabulary cards that come in color and black and white.

Included are suggestions for group activities to do with these each day.

## Thomas Jefferson

President of the United States who approved the Louisiana Purchase.



## Robert Livingston

Sent to Europe by Jefferson to negotiate with Napoleon for the Louisiana Purchase.



## Napoleon



## expedition



## trade route

How things that are bought and sold are moved from one part of the country to another.



## James Monroe

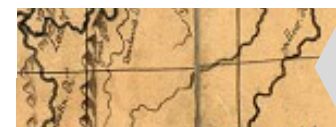
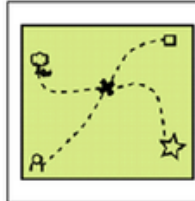
Sent to Europe by Jefferson to negotiate with Napoleon for the Louisiana Purchase.



## Louisiana Purchase



## Lewis & Clark



A long trip exploring an unknown land.


How things that are bought and sold are moved from one part of the country to another.

Native American woman who joined the expedition as a translator and helper.




Sold the Louisiana Purchase to the United States.

Sent to Europe by Jefferson to negotiate with Napoleon for the Louisiana Purchase.

On days 6&7 there is an activity where students will match either the picture to the definition or the definition to the picture (harder).





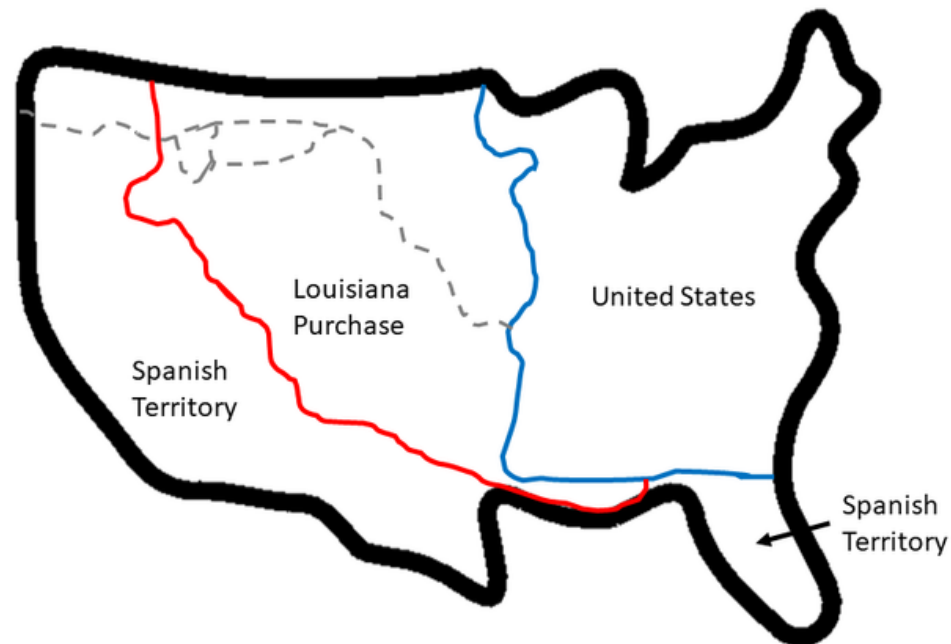


There is a circle map.

Circle maps are a great way for students to see the concept at a glance. There are 2 versions:

- One is errorless
- One has wrong answers mixed in students will have to set aside

1. Color in the original 13 states blue.
2. Color in the Louisiana Purchase red.
3. Trace the path (dashed lines) Lewis and Clark took in black.



ChristaJoy, Special!  
The Picture Communication Symbols ©1981  
Worldwide. Used with permission. Board

To appreciate how much bigger the United States got after the Louisiana Purchase, color in the size before and after.

Before









After




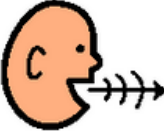




ChristaJoy, Special Needs for Special Kids  
The Picture Communication Symbols ©1981-2020 by Tobii Dynavox. All Rights Reserved  
Worldwide. Used with permission. Boardmaker® is a trademark of Tobii Dynavox


There are 2 maps that allows students to visualize how large the Louisiana Purchase really was.










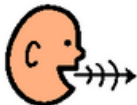
 Napoleon		 Thomas Jefferson	
 Lewis & Clark		 Robert Livingston	
 John Monroe		 Sacagawea	

 Louisiana Purchase	 president	 sell
 translate	 expedition	 Louisiana Purchase

There are 2 matching activities putting accomplishments with the people they are associated with.



 Napoleon	 Robert Livingston	 Lewis & Clark
 Sacagawea	 John Monroe	 Thomas Jefferson

 president		 Louisiana Purchase	
 Louisiana Purchase		 sell	
 expedition		 translate	

# My Expedition

I went on an expedition with

We traveled

miles over the next year.

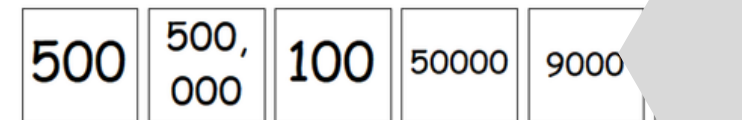

We saw

and


We made friends with the

along the way.

It was























There is a writing prompt where students write a story about what it would have been like going on an expedition. This is an errorless activity that students can do more than one time.













Louisiana Purchase

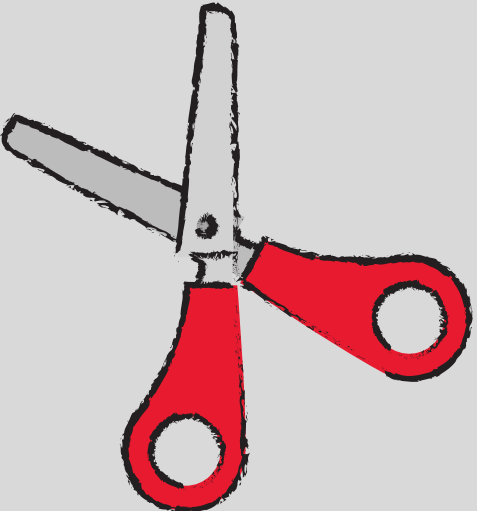
		 Louisiana Purchase	 Jefferson		
 Jefferson	 Lewis & Clark				
 Louisiana Purchase	 Sacagawea				
 trade route		 expedition	 Louisiana Purchase	 Sacagawea	 Lewis & Clark
	 Louisiana Purchase		 Lewis & Clark	 trade route	 Sacagawea
 Lewis & Clark	 trade route	 Sacagawea		 Jefferson	 Louisiana Purchase

Louisiana Purchase

	 Lewis & Clark		 Louisiana Purchase
 Jefferson			
	 Jefferson	 Sacagawea	
 Lewis & Clark	 Sacagawea		 Jefferson

There is a Sudoku puzzle in this unit as well. This is a great way to work with the new vocabulary!!

There are 2 versions plus answer keys.



 Jefferson	 Louisiana Purchase	 Louisiana Purchase	 Louisiana Purchase
 Lewis and Clark	 Lewis and Clark	 Sacagawea	 Sacagawea



# Louisiana Purchase

QWGH EWIGMYWLF BZ  
QJXR XURFOH MUMR J  
NFHMPA OONM J FINE  
XAPHETGFRBQXSSF  
CUIYUDMDMODOTSHF  
JDZKIDKPESNYOWE  
NPRSTLP IAHWRUGR  
ALEWISANDCLARKS  
PQVAOHWWPOAYICO  
OTMINIHRZGPZRGN  
LFLQZPAOMQOSRBC  
ESACAGAWEASPHNO  
OXUDHLISILMRFL  
NIYLLIVINGSTONHE  
LVWQELouisianan

Lewis and Clark	expedition	Jefferson	Livings
Louisiana	Sacagawea	Napoleon	Missou
Monroe			

# Louisiana Purchase

QWGH EWIGMYWLF BZ  
QJXR XURFOH MUMR J  
NFHMPA OONM J FINE  
XAPHETGFRBQXSSF  
CUIYUDMDMODOTSHF  
JDZKIDKPESNYOWE  
NPRSTLP IAHWRUGR  
ALEWISANDCLARKS  
PQVAOHWWPOAYICO  
OTMINIHRZGPZRGN  
LFLQZPAOMQOSRBC  
ESACAGAWEASPHNO  
OXUDHLISILMRFL  
NIYLLIVINGSTONHE  
LVWQELouisianan


Lewis and Clark	expedition	Jefferson	Livingston
Louisiana	Sacagawea	Napoleon	Missouri
Monroe			

There is also a word search to work with vocabulary. If your students cannot do a word search, have them highlight the circle words on the answer key.



## Louisiana Purchase

1. Jefferson knew there was a need for more land to the .
2. He sent Livingston and Monroe to negotiate with  for the land.
3. The Louisiana Purchase opened a new  connecting the Gulf of Mexico to the Missouri River.
4. Jefferson sent  to explore the new land.
5. Lewis and Clark took rifles, food, and things to  with the Native Americans they would meet.



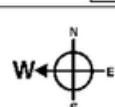
Lewis and Clark




trade route



Napoleon



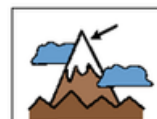
west



trade

## Louisiana Purchase

6. Lewis and Clark left from  on their expedition.
7. The Native Americans they met were mostly .
8.  joined them to help translate along the way.
9. Crossing over the  was very difficult.
10. It took Lewis and Clark  to finally reach the Pacific Ocean.



Rocky mountains



one year



Sacagawea



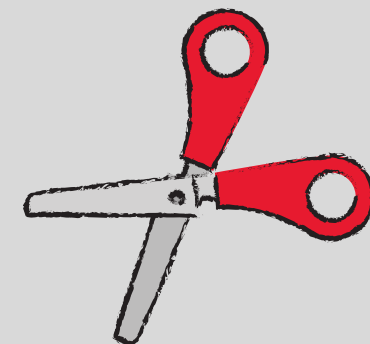
friendly



Missouri


Close worksheet are a great informal assessment. This unit has 10 questions that review the Louisiana Purchase.

Answer key included.







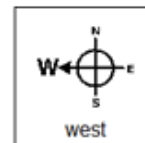
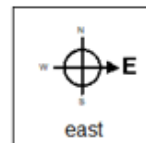
1. Who was the President that negotiated the Louisiana Purchase?



2. Who did Jefferson send to negotiate with Napoleon (circle all):




3. The Louisiana Purchase added more land to the:



4. The Louisiana Purchase connected the Gulf of Mexico to the:



5. Who did Jefferson send out to explore this new land?



FINALLY the assessment!! There are 3 versions. This version has 10 questions with 3 picture choices for each question.

Answer key included.



Print onto cardstock or mount on index cards. Cut pictures apart and show student answer choices for each question.

Q 5



Napoleon



soldiers



Lewis &amp; Clark

Q 6



pilgrims



Native Americans



soldiers

With this version, you cut out the answer choices and glue them on index cards. Ask the student the question, and they point to the correct answer.




1. Who was the President that negotiated the Louisiana Purchase?
  - A. Jefferson
  - B. Lincoln
  - C. Washington
2. Who did Jefferson send to negotiate with Napoleon (circle all):
  - A. Lewis and Clark
  - B. Livingston
  - C. Monroe
3. The Louisiana Purchase added more land to the:
  - A. North Pole
  - B. East
  - C. West
4. The Louisiana Purchase connected the Gulf of Mexico to the:
  - A. Desert
  - B. Missouri River
  - C. Lake
5. Who did Jefferson send out to explore this new land?
  - A. Napoleon
  - B. Soldiers
  - C. Lewis and Clark
6. Who did Lewis and Clark expect to meet along the way?
  - A. Pilgrims
  - B. Native Americans
  - C. soldiers

This is your traditional multiple choice version. It can also be used as a recording sheet if your students are using the version with index cards.



Watch the  
movie on the  
Louisiana  
Purchase

Thomas Jefferson soon ordered Congress to fund  
**expeditions** to explore this new land currently  
inhabited by Native American tribes.




Christa Joy, Special Needs for Special Kids


This unit also has  
digital activities.  
There is a movie  
version of the  
books students  
can listen to read  
aloud.



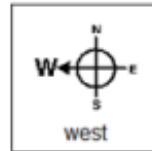
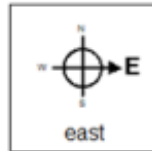
1. Who was the President that negotiated the Louisiana Purchase?



2. Who did Jefferson send to negotiate with Napoleon (circle all):



3. The Louisiana Purchase added more land to the:









4. The Louisiana Purchase connected the Gulf of Mexico to the:



5. Who did Jefferson send out to explore this new land?















Circle the correct answer.



The digital activities have students click and drag their answers.



 <p>president</p> 	 <p>Louisiana Purchase</p> 
 <p>Louisiana Purchase</p> 	 <p>sell</p> 
 <p>expedition</p> 	 <p>translate</p> 

Match the person with the accomplishment.



Napoleon



Robert Livingston



Lewis & Clark



Sacagawea



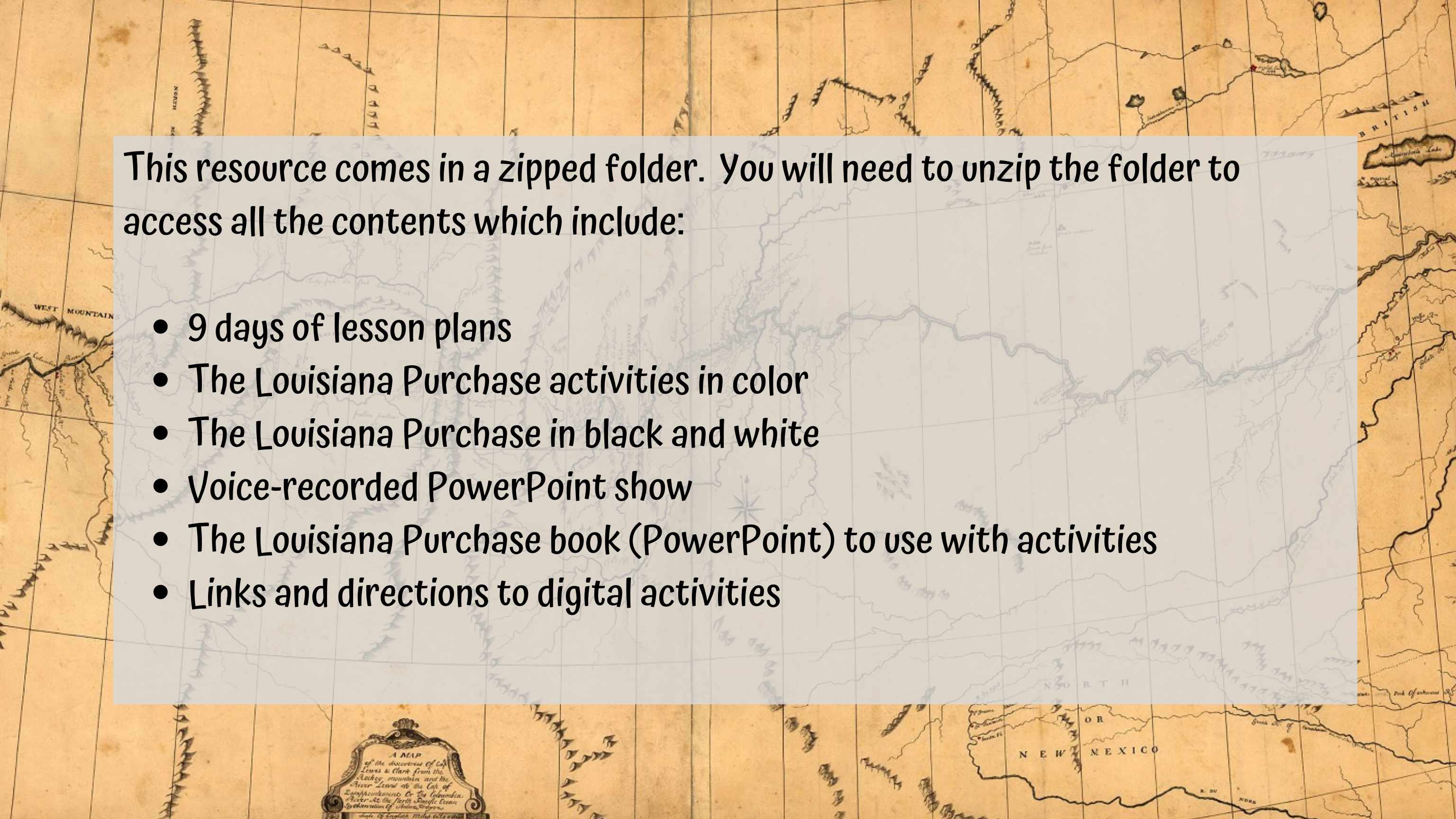
John Monroe



Thomas Jefferson

There are 2 sets of slides. One set has color-coding for more support.



A historical map of the Louisiana Purchase territory, showing the Mississippi River, the Rocky Mountains, and the Gulf of Mexico. The map is titled "A MAP of the discovery of the River to Clark from the Rocky mountains and the River Lewis to the Gulf of Mexico" and is attributed to "Wm. H. Miller delin. & sculp. 1804". The map is oriented with North at the top. The text "WEST MOUNTAINS" is visible on the left, and "BRITISH" is visible on the right. The map is overlaid with a semi-transparent text box containing a list of resources.

**This resource comes in a zipped folder. You will need to unzip the folder to access all the contents which include:**

- 9 days of lesson plans
- The Louisiana Purchase activities in color
- The Louisiana Purchase in black and white
- Voice-recorded PowerPoint show
- The Louisiana Purchase book (PowerPoint) to use with activities
- Links and directions to digital activities



Save money and get this unit as part of the  
**Westward Expansion Bundle**

[Click Here](#) 