


Special Ed

# JAMIE O'ROURKE AND THE BIG POTATO

LITERACY UNIT



Special Needs for Special Kids

ALSO INCLUDES GOOGLE SLIDES



These literacy units are something I created and started using in my classroom. I had students with significant challenges and most were **non-readers**. This is a great way to expose all students to some great books.




Color version

# Jamie O'Rourke and the Big Potato

Literacy Unit for Special Education

By  
Christa Joy

Special Needs for Special Kids



## Table of Contents






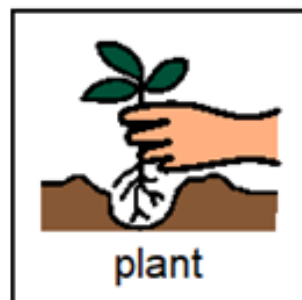
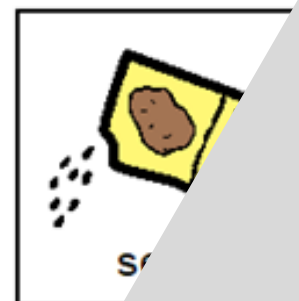
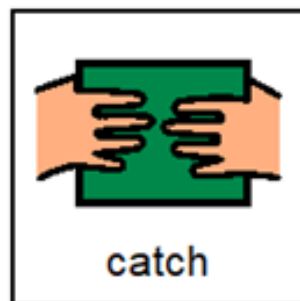
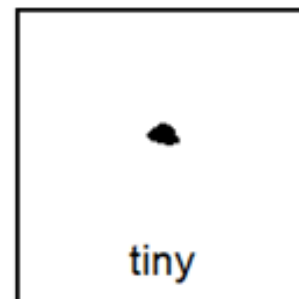


Worksheet pages	Title
4-5	Story Board
6-9	Circle map: Things made with potatoes
10-11	What does a potato need to grow
12-14	Sort hard vs easy jobs
15-16	Sort food that goes above or below the ground
17-19	Writing prompt: My wish
20-21	Terms of Use

In a separate files:

- Directions and links to digital versions
- Activities in black and white

*This unit has 5 activities to go with this book to last a full week of instruction.*

*There are 2 separate files, one in color and one in black and white.*



This unit comes with a storyboard.

Storyboards are great for ALL students to assist with participation and engagement in group discussions.



Tips on how to use in the unit!!




What are some different ways you can eat potatoes?

errorless


Cut apart the pictures showing different ways you can eat potatoes.




Cut apart the pictures on previous page **ONLY IF** it is a way you could eat potatoes.



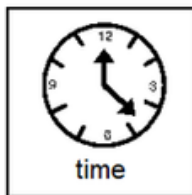
There is a circle map showing things you can make with potatoes. There is an option that only has correct answers and one that has wrong answers mixed in.



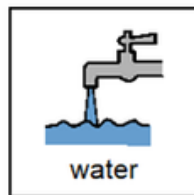
What do seeds need to grow?



sun



time



water



rain




dirt

Christa Joy, Special Needs for Special Kids

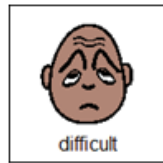

The Picture Communication Symbols ©1981–2022 by Tobii Dynavox. All Rights Reserved  
Worldwide. Used with permission. Boardmaker® is a trademark of Tobii Dynavox









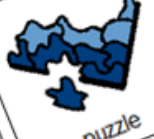






Students will identify things needed for a potato to grow. There are suggestions for differentiation included.






Jamie did not like to do hard jobs. Some jobs are easy, and some are difficult. Look at the jobs on the next page and put them in the best column.

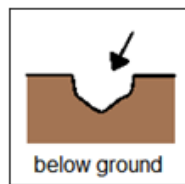
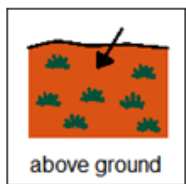













 sew	 bake cookies	 chop tree	 pick up room	 run a marathon
 hike up a mountain	 read	 build a house	 puzzle	 mow
 video game	 clean up mess	 plow a field	 paint a room	 feed the dog

There is a sorting activity where students sort jobs that are easy or more difficult. Suggestions for differentiation are included, although answers may vary.




Some vegetables grow above ground, and some grow below ground. Sort the vegetables into the correct column.



 potatoes	 spinach	 onions	 corn	 turnip
 cabbage	 beets	 bell pepper	 sweet potato	 tomato
 green beans	 carrots	 sweet peas	 broccoli	 radishes

There is a sorting activity where students sort vegetables that grow above or below the ground. Suggestions for differentiation are included, although answers may vary.





# I made a wish from a leprechaun

I caught a leprechaun in the


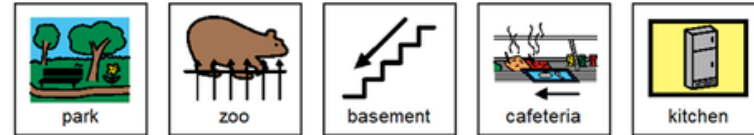


He was wearing a

He granted me a wish. I wished for a

I will share it with my


I let him go, and he



Christa Joy, Special Needs for Special Kids  
The Picture Communication Symbols ©1981-2018 by Tobii Dynavox. All Rights Reserved Worldwide.  
Used with permission. Boardmaker® is a trademark of Tobii Dynavox.

Christa Joy, Special Needs for Special Kids  
The Picture Communication Symbols ©1981-2018 by Tobii Dynavox. All Rights Reserved Worldwide.  
Used with permission. Boardmaker® is a trademark of Tobii Dynavox.

Students will write a story about what wish they would make if they caught a leprechaun. This is an errorless activity that allows students to write their own story independently.






Watch  
Jamie  
O'Rourke  
and the  
Big Potato  
read aloud



There is a video of the  
book read aloud. This is  
a video from YouTube.







Place pictures in circle map showing what you can make with potatoes.




baked potato



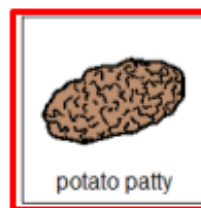
potato pancake



potato chips



mashed potatoes



potato patty



French fries

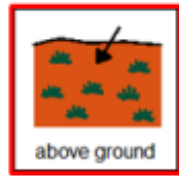


scalloped potatoes

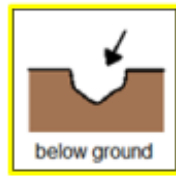


potato skins

There are digital versions of the activities included. Students click and drag the answers.



above ground



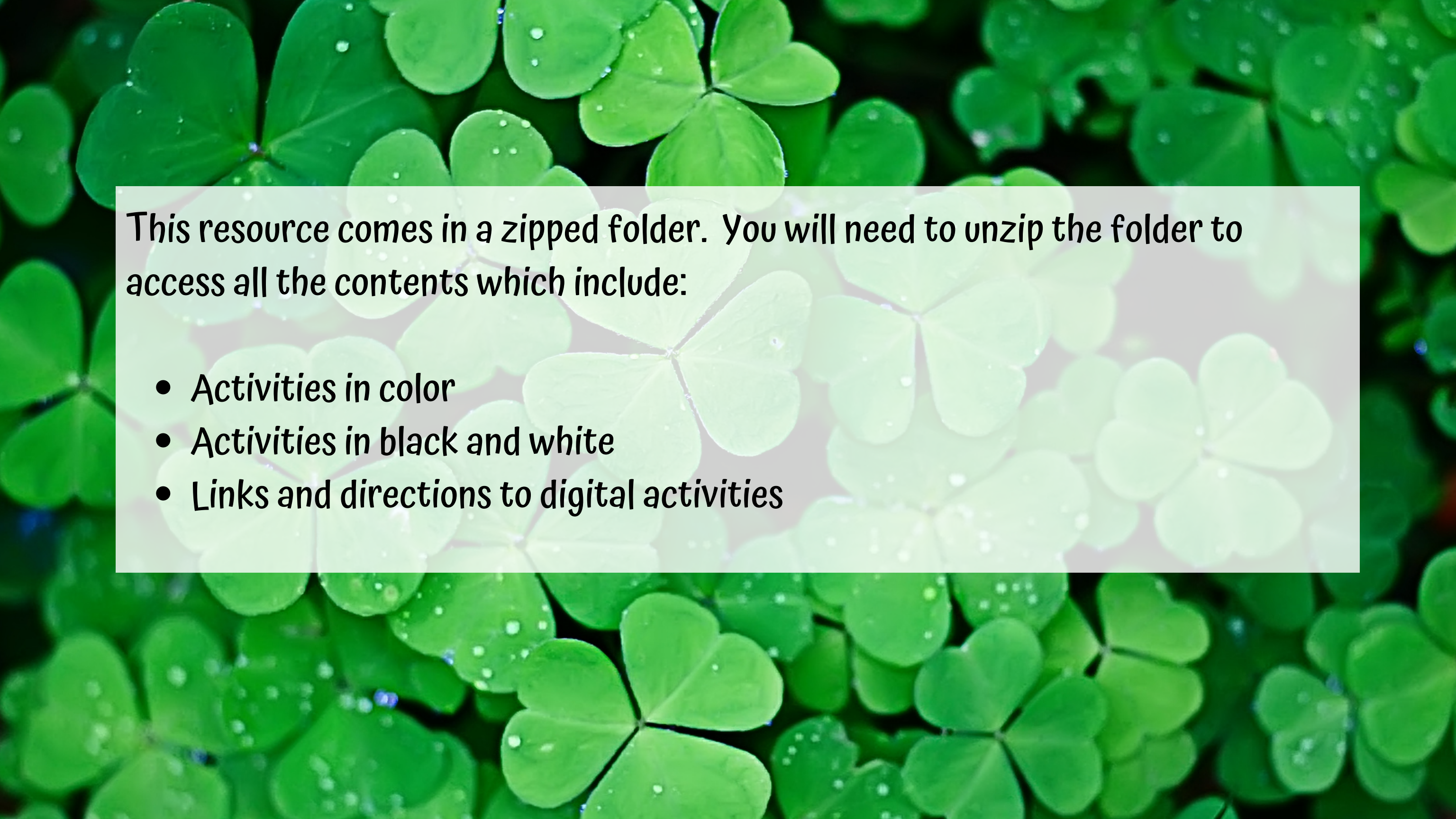
below ground

Some vegetables grow above ground, and some grow below ground. Sort the vegetables below into the correct column. If you are not sure, place it on the middle line.

 potatoes	 spinach	 onions	 corn
 cabbage	 beets	 bell pepper	 sweet potato
 green beans	 carrots	 sweet peas	 broccoli
 radishes	 tomato	 turnip	

There are 2 sets, one that includes differentiation shown here.





*This resource comes in a zipped folder. You will need to unzip the folder to access all the contents which include:*

- *Activities in color*
- *Activities in black and white*
- *Links and directions to digital activities*