

Special Ed

HOLES

55 activities

chapter questions



Special Needs for Special Kids

These novel units are something I created and started using in my classroom. I had students with significant challenges and most were **non-readers**. They were the best thing I ever did, and my students LOVED them.



Table of Contents

Worksheet pages	Title	Chapter
8-9	Suggestions for use	
10	Story board	
11	Title and Author	
12-14	Animals that live in the desert	
15-17	Superstitions	
18	Measuring holes	
19-21	Nicknames	
22-23	Sorting crimes and not crimes	
24-25	What Elya must do	
26	Yellow Spotted Lizard	
27-28	Sorting furniture	
29-30	What is a fossil?	
31-36	Sometimes things are not fair coloring book	

Christa Joy, Special Needs for Special Kids

Table of Contents

Worksheet pages	Title	Chapter
37-38	Matching interests to careers	12
39	What did Stanley find?	13
40-42	The Warden	14
43-44	Re-digging the dirt	15
45	Where should they dig?	16
46-47	Trouble is brewing	17
48-49	Normal camp vs Camp Green Lake	18
50-53	That's not mine social story	19
54-55	Poisonous/non-poisonous animals	20
56-58	Rattlesnake circle map	21
59	Putting letters in order	22
60-64	Spiced Peaches	23
65-66	Things that make you thirsty	24

Christa Joy, Special Needs for Special Kids

4

This novel unit has **55 different activities**. These activities are **NOT** comprehension-based. So, even if your students do not pay attention, they can still complete the activity.

What is a Fossil?



When an animal or plant dies in the wild, it will decay and sink into the earth. This is a natural process that helps recycle nutrients into a form the environment can use. Over time more mud and dirt piles on top of the animal's body and ends up dissolving it, leaving behind an impression where the bones once were. This impression can be seen in the stones and dried mud that has hardened over time. This impression is called a fossil.

Fossils are one way we have learned about plants and animals that no longer are alive on the earth. Fossils can take hundreds, thousands, or even millions of years to form. Certain scientists, called paleontologists, dig up, find and identify fossils.


Not all animals and plants that die become fossils. Conditions have to be just right. That is why if you ever find one, you should be excited. It is a rare find!

Answer the following questions about fossils.

1. Fossils are often very:



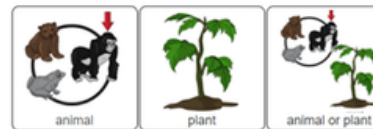
2. Scientists that find and identify fossils are called:



3. Fossils form in:



4. A fossil can be a:



5. Who found a fossil in the book, Holes?



For example, students will read a fact sheet about what a fossil is and then answer some questions concerning what they learned.

Suggestions for Use

- I made this unit to go along with the book, *Holes* by Louis Sachar.
- The thought is that you would be reading it aloud to your class at a rate of about 1 chapter per day.
- Be sure to give each student their own copy of the story board (pg. 10) to use while reading and discussing the story.
- Benefits of reading out loud, even to classes made up of severely affected students:
 - Teaches students to sit quietly even when there isn't something for them to do. This is such an important life skill. We all have to spend time sitting and listening to someone we are not that interested in at some point.
 - Parents will LOVE you. Not only will they be excited their child is being exposed to age appropriate material, but you are teaching them how to sit quietly, which will hopefully transfer to home as well.
 - Even with your lowest level learners, you will have 1 or 2 that will truly enjoy the story.
 - It can be a calming experience to sit and listen to the teacher read in a methodical way.


Suggestions on how I found this activity worked best in my classroom are provided. I typically had 6-8 students with one adult assistant in the room with me.

Color Version

Holes

Novel Unit for Special Education

By
Christa Joy
Special Needs for Special Kids



This entire novel unit comes in 2 separate files. One is completely in color and one is completely in black and white.

This unit comes with a vocabulary board.

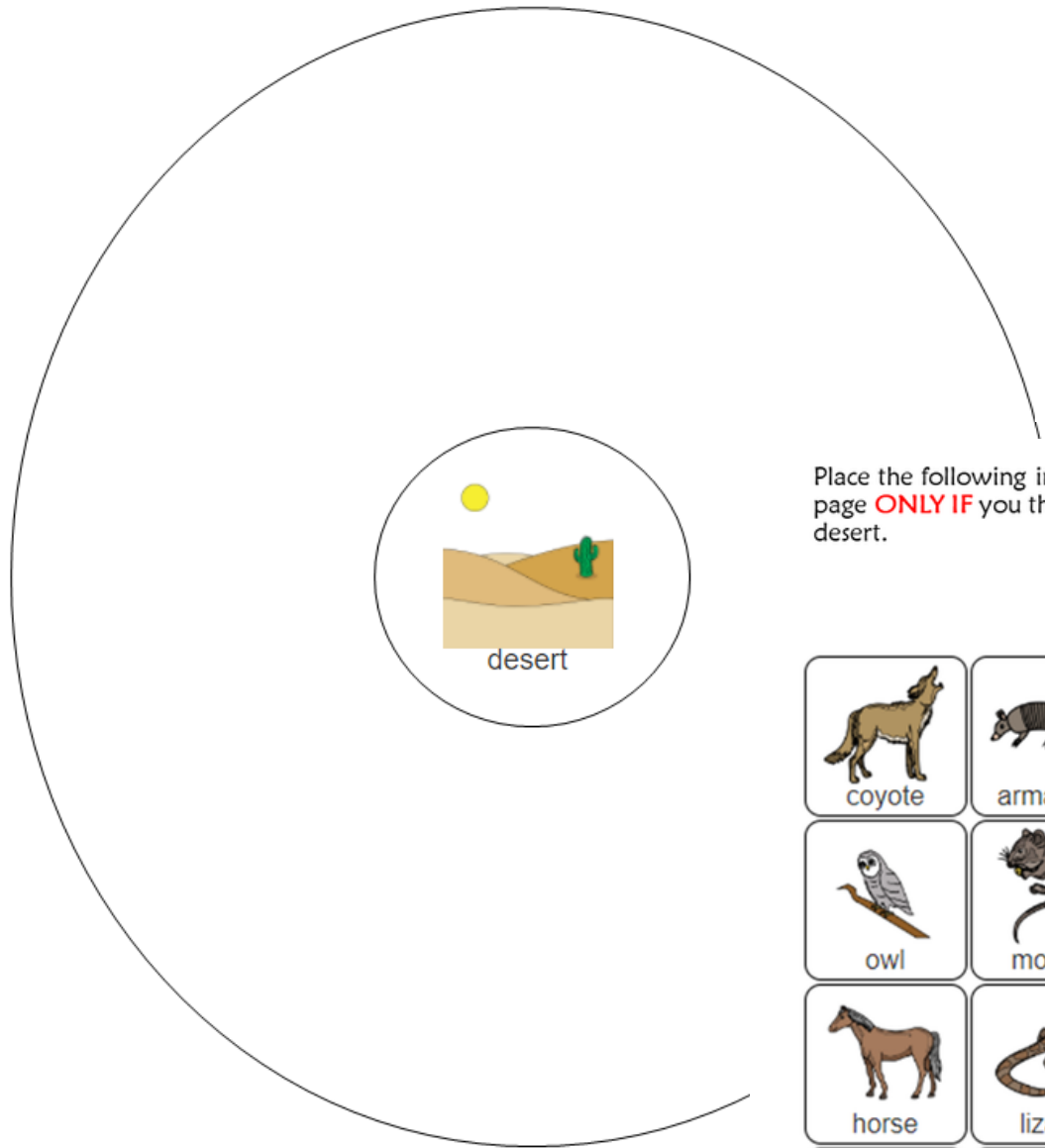

Vocabulary boards are great for ALL students to assist with participation and engagement in group discussions.

Tips on how to use in the unit!!




Story Board : to use with students and for class discussions. Laminate and make 1 copy for each student.

There are many animals that live in the desert. Complete the circle map below showing what animals you may find there.

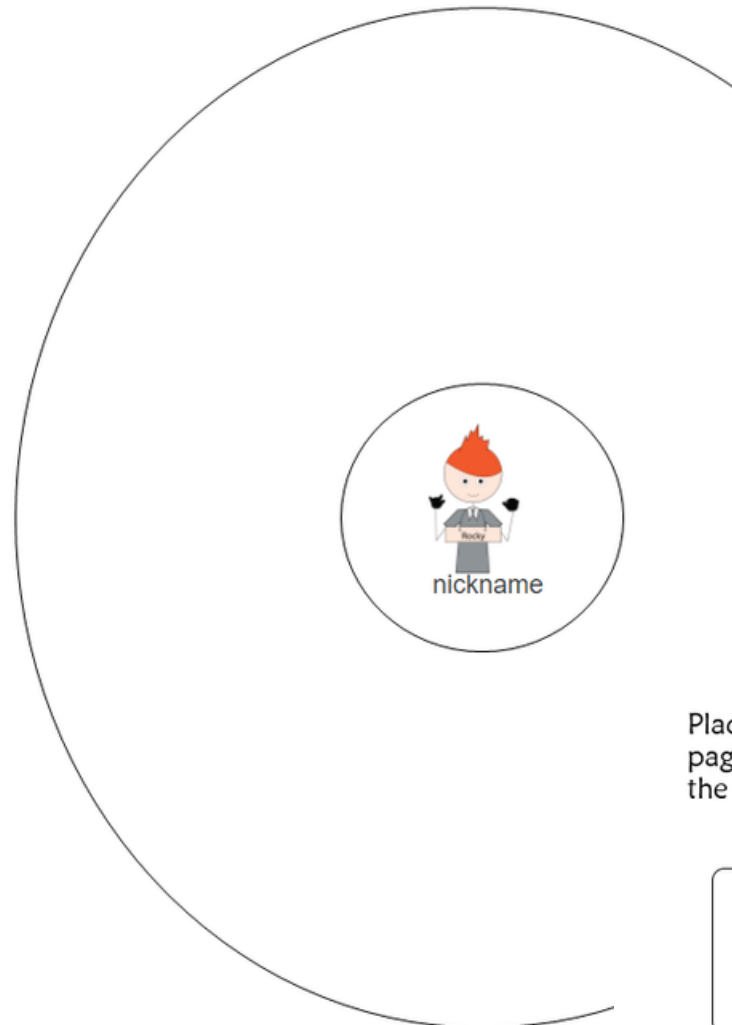


Place the following in the circle map on the previous page **ONLY IF** you think they would be found in the desert.




There are circle maps in this unit. Circle maps are a great way for students to see a big idea.


Many of the characters in this book have nicknames. Complete the circle map below with some of the characters we meet in this chapter noting their nickname.



Place the following in the circle map on the previous page.



Place the following in the circle map on the previous page **ONLY IF** you think they were a main character in the story.



Each circle map comes with 2 choices:

An errorless option with only correct answers

An option that has wrong answers mixed in students will need to set aside.

Camp Green Lake is not like a normal summer camp. Sort the activities on the following page into those that would be done at a normal camp and those done at Camp Green Lake,



 dig holes	 arts and crafts	 work hard	 canoeing
 sing songs	 s'mores	 swim	 campfire
 guards	 wake up at 4:30	 fishing	 cold shower

There are sorting activities.




Directions on how to add color coding or a separate differentiated version is included.

Trouble is brewing

Since X-ray did not tell the truth about where the gold tube was found, the digging has not led to more treasures being found. The warden is getting mad. Look at each picture below. Glue a T in the box if you think it will lead to trouble. Glue an OK symbol if you don't think it will not lead to trouble.

	<input type="checkbox"/>		<input type="checkbox"/>
	<input type="checkbox"/>		<input type="checkbox"/>
	<input type="checkbox"/>		<input type="checkbox"/>
	<input type="checkbox"/>		<input type="checkbox"/>

Place the letter T in the box if you think trouble is brewing. Place an OK symbol if you think everything will be okay.

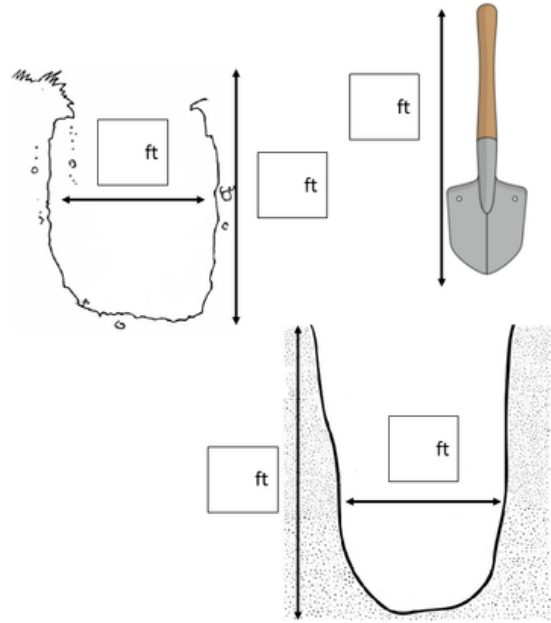
	T		T
T		T	T



There are matching activities.

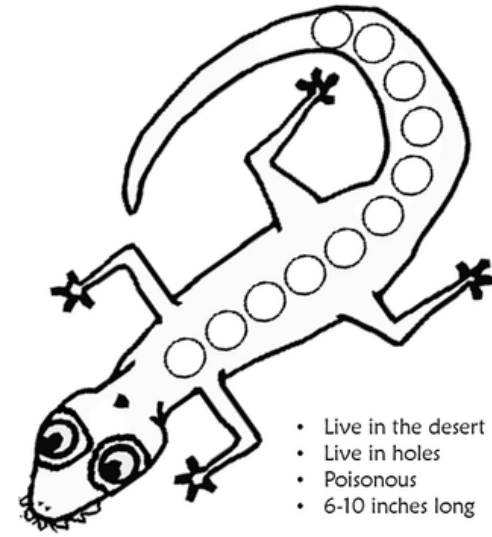
Directions on how to add color coding or a separate differentiated version is included.

The boys at Camp Green Lake had to dig a hole that is **5 feet** deep and **5 feet** wide every day. They use their shovels to measure. Label the holes below with the correct size.



Color the yellow spotted lizard below.

- Yellow body
- 11 yellow spots
- Red rimmed eyes
- Yellow eyes
- Black teeth




- Live in the desert
- Live in holes
- Poisonous
- 6-10 inches long

The boys do not find any more treasures because they are digging in the wrong place. Look at the following holes. Place an **X** on the ones the boys should dig in to find a treasure.



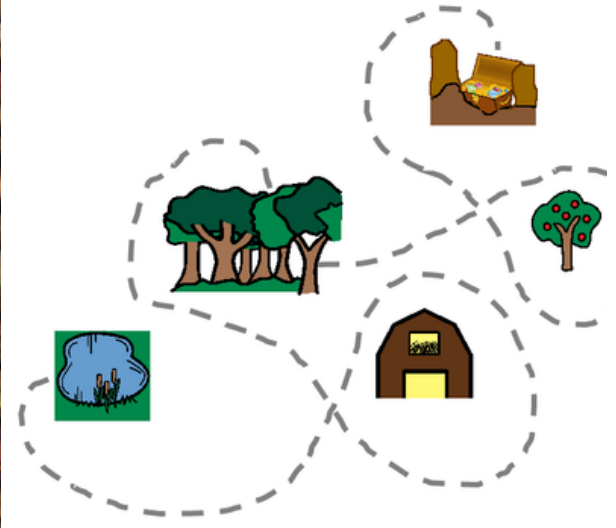
Elya wants her pig to get big enough. Sequence the events below to ensure Elya will have a big enough pig.




Place an X on the one things Elya does NOT do and leads to years of bad luck.



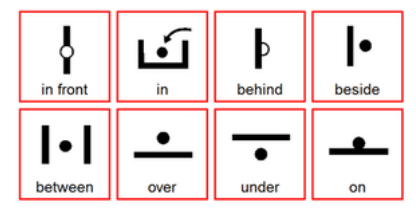
Look at the treasure map below. Start at the pond and trace the path and then record where the treasure is.



The treasure is the .



Choose the correct preposition and correct location of the treasure chest.



Because there are so many activities, you can choose the ones that fit your students the best.

1. Does Camp Green Lake sound like a nice place to visit?



2. Who goes to Camp Green Lake?



3. Who does Stanley's family blame for all their bad luck?



4. Why is Stanley going to Camp Green Lake?

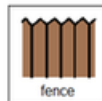


5. What will Stanley have to do each day?



Christa Joy, Special Needs for Special Kids
The Picture Communication Symbols © 1981-2020 by Tobii Dynavox. All Rights Reserved
Worldwide. Used with permission. Boardmaker® is a trademark of Tobii Dynavox

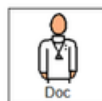
6. Why won't anyone run away from Camp Green Lake?



7. What do all the boys call each other at Camp Green Lake?



8. What is Mr. Pedanski's nickname?



9. What was Stanley accused of stealing?



10. How did Stanley get the shoes?



Christa Joy, Special Needs for Special Kids
The Picture Communication Symbols © 1981-2020 by Tobii Dynavox. All Rights Reserved
Worldwide. Used with permission. Boardmaker® is a trademark of Tobii Dynavox

This unit does come with comprehension questions. Because the chapters are short, there are 105 questions for the book.

- Key to show which chapter each question comes from
- Answer key