

Special Ed

Groundhog Day



ALSO INCLUDES GOOGLE SLIDES





This unit was created with this guy in mind. He has autism and an intellectual disability. He is a non-reader, has a very short attention span, and struggles to sit still. With some support he is able to do this unit, and enjoys the challenge. He is my tester!!

Groundhog Day Unit

By
Christa Joy
Special Needs for Special Kids



Christa Joy, Special Needs for Special Kids
The Picture Communication Symbols ©1981-2019 by Tobii Dynavox. All Rights Reserved
Worldwide. Used with permission. Boardmaker® is a trademark of Tobii Dynavox

Table of Contents

Pages	Activity
4-5	Vocabulary board
6	Fact sheet
7-10	Circle map
11-13	Sorting activity
14-17	Predicting the weather
18-21	Shadow Matching
22-23	Terms of Use

Also included in this resource as separate files:

- Lesson plans
- Links and directions to digital activities
- PowerPoint (**this is the book in the lesson plan**)
- Voice recorded PowerPoint
- Activities in black and white

Christa Joy, Special Needs for Special Kids
The Picture Communication Symbols ©1981-2019 by Tobii Dynavox. All Rights Reserved
Worldwide. Used with permission. Boardmaker® is a trademark of Tobii Dynavox

This unit contains one week of activities to add to your holiday lessons.

There are 2 separate files, one in color and one in black and white.


This unit comes with a vocabulary board.

Vocabulary boards are great for ALL students to assist with participation and engagement in group discussions.

Tips on how to use in the unit!!



The tradition began because when it is sunny, and the groundhog sees his shadow, it scares him so he runs back into his burrow for another 6 weeks.



Christa Joy, Special Needs for Special Kids



There is a 18-page book with simple text and engaging photos.

It comes in pdf version as well as a voice recorded PowerPoint (so you don't have to print it out.) There is also a movie version you can use in google slides.

The largest Groundhog Day celebration held in Punxsutawney, Pennsylvania.



Christa Joy, Special Needs for Special Kids



Groundhogs



Groundhogs are rodents.

Groundhogs live in burrows.

Groundhogs hibernate.

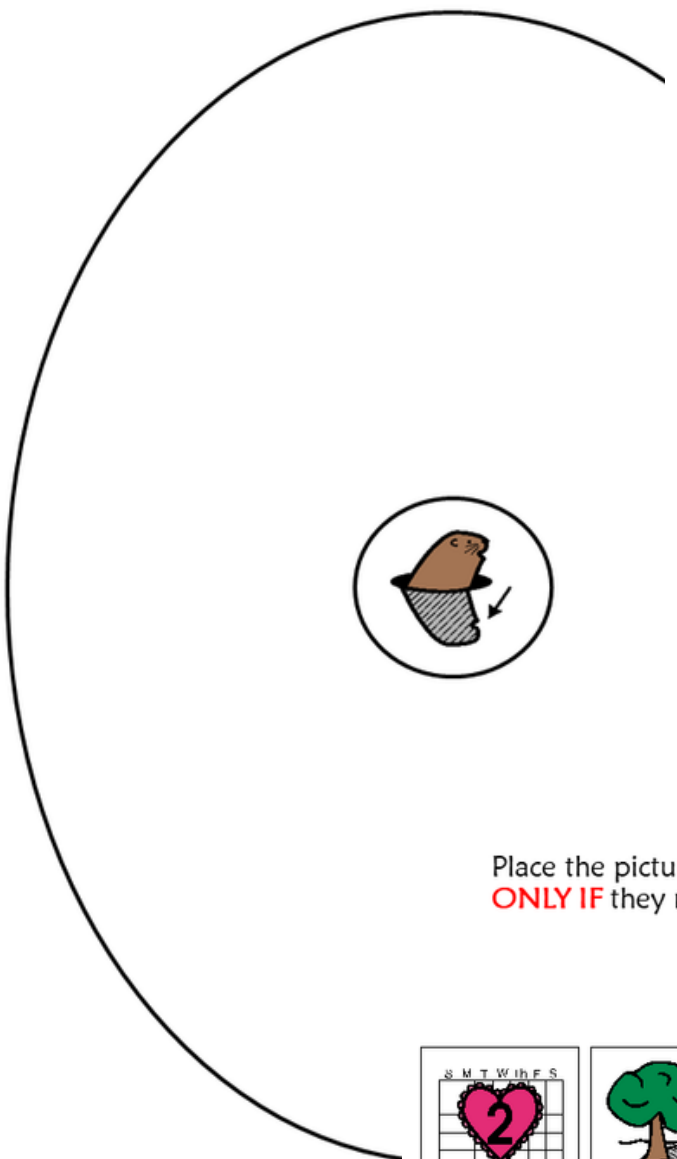
Groundhogs eat grass and berries.

Groundhog Day is February 2.




Christa Joy, Special Needs for Special Kids

There is a fact sheet for students to refer to while working through the activities.




Errorless version

Place the pictures in the circle map on the previous page.



Place the pictures in the circle map on the previous page **ONLY IF** they relate to Groundhog Day.



Christa Joy, S
The Picture Communication Symbol
Worldwide. Used with permission

There is a circle map reviewing facts about Groundhog Day from the book.

Circle maps are a great way for students to see the concept at a glance. There are 2 versions:

- One is errorless
- One has wrong answers mixed in students will have to set aside



The groundhog **SEES** his shadow.

FEBRUARY						
SUN	MON	TUE	WED	THU	FRI	SAT
			1	2	3	4
5	6	7	8	9	10	11
12	13	14	15	16	17	18
19	20	21	22	23	24	25
26	27	28				

MARCH						
SUN	MON	TUE	WED	THU	FRI	SAT
			1	2	3	4
5	6	7	8	9	10	11
12	13	14	15	16	17	18
19	20	21	22	23	24	25
26	27	28	29	30	31	



Christa Joy, Special Needs for Special Kids
The Picture Communication Symbols ©1981-2019 by Tobii Dynavox. All Rights Reserved
Worldwide. Used with permission. Boardmaker® is a trademark of Tobii Dynavox

The groundhog does **NOT** see his shadow.

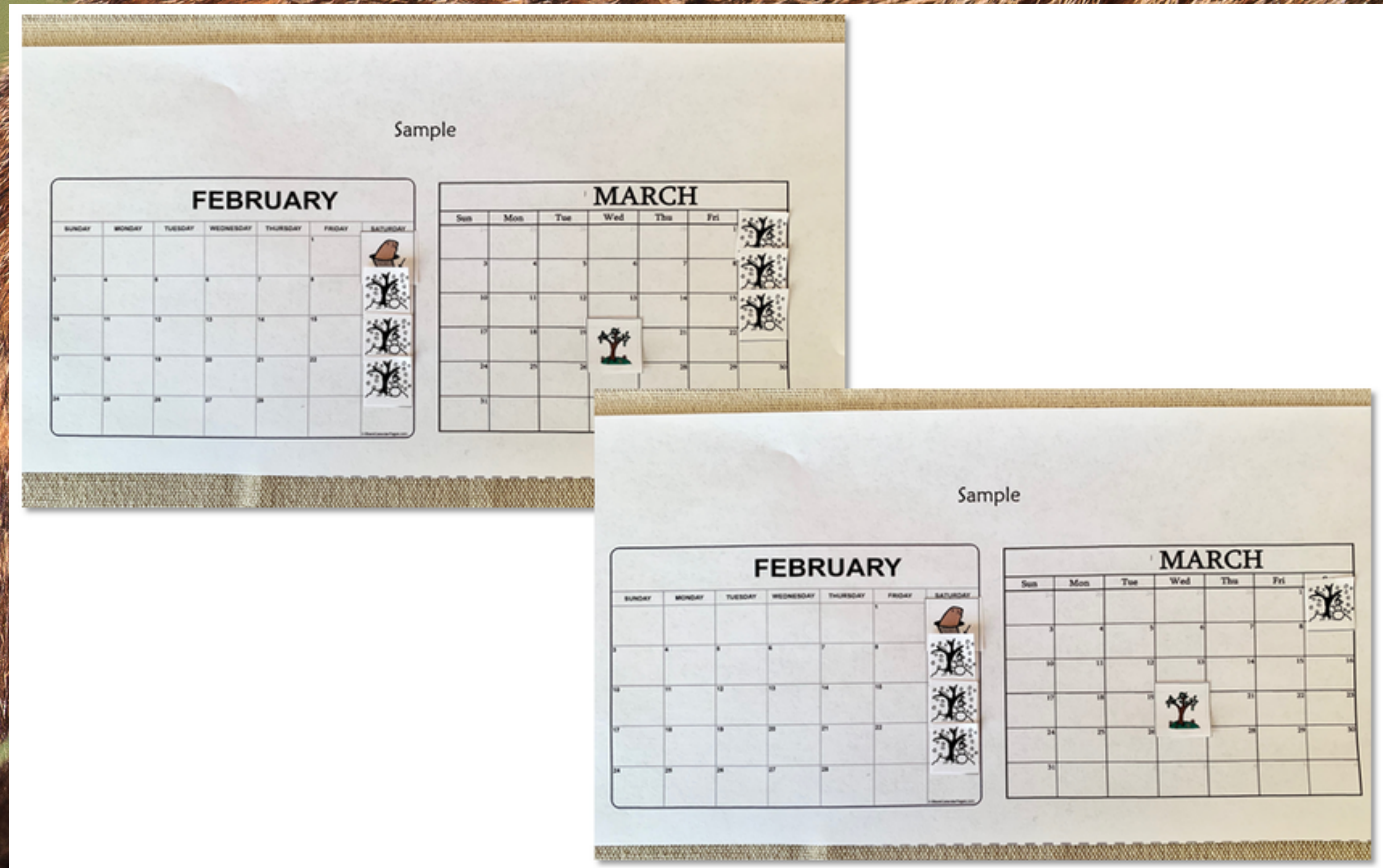
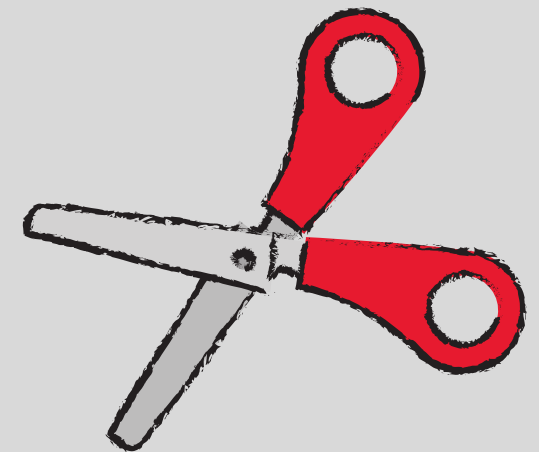
FEBRUARY						
SUN	MON	TUE	WED	THU	FRI	SAT
				1	2	3
				4	5	6
7	8	9	10	11	12	13
14	15	16	17	18	19	20
21	22	23	24	25	26	27
28	29	30	31			

MARCH						
SUN	MON	TUE	WED	THU	FRI	SAT
			1	2	3	4
5	6	7	8	9	10	11
12	13	14	15	16	17	18
19	20	21	22	23	24	25
26	27	28	29	30	31	



Christa Joy, Special Needs for Special Kids
The Picture Communication Symbols ©1981-2019 by Tobii Dynavox. All Rights Reserved
Worldwide. Used with permission. Boardmaker® is a trademark of Tobii Dynavox


There is a calendar activity where students will record if the groundhog saw his shadow and what that means for the arrival of spring.





Christa Joy, Special Needs for Special Kids
The Picture Communication Symbols ©1981–2019 by Tobii Dynavox. All Rights Reserved
Worldwide. Used with permission. Boardmaker® is a trademark of Tobii Dynavox

There is a sorting activity.
Students will sort photos of
various animals into those
that are and are not
groundhogs.



Name: _____




Christa Joy, Special Needs for Special Kids
The Picture Communication Symbols ©1981-2019 by Tobii Dynavox. All Rights Reserved
Worldwide. Used with permission. Boardmaker® is a trademark of Tobii Dynavox


Name: _____



Christa Joy, Special Needs
The Picture Communication Symbols ©1981-20
Worldwide. Used with permission. Boardma




There is a shadow-
matching activity.



Watch the
movie on
Groundhog Day

In nature they do not come out in February to check the weather. They can tell the weather from the temperature deep in their burrows.




Christa Joy, Special Needs for Special Kids

This unit also includes digital versions of the activities.

Students can watch a movie book version of the book rather than printing it out.



Match the shadow with the animal or object.




Each activity is set up so students can click and drag answers. No typing is required.

Christa Joy, Special Needs for Special Kids
The Picture Communication Symbols ©1981–2021 by Tobii Dynavox. All Rights Reserved
Worldwide. Used with permission. Boardmaker® is a trademark of Tobii Dynavox

Make great independent work centers



Sort the pictures into the correct column. If you are not sure, place it on the middle line.



Christa Joy, Special Needs for Special Kids
The Picture Communication Symbols ©1981–2021 by Tobii Dynavox. All Rights Reserved
Worldwide. Used with permission. Boardmaker® is a trademark of Tobii Dynavox

The second set of slides uses color for differentiation and extra support for students who may need it. Mix and match slides from both sets to make the perfect set for each student.

Make great independent work centers



I realize there will be some students out there unable to do cutting activities. I have a blog post with ways to complete activities without a pair of scissors!!

Most of the activities (except the book) come in color and black and white.

[Click Here to read more!!](#)