

Special Ed

# GREEDY PYTHON



INCLUDES GOOGLE SLIDES

Special Needs for Special Kids



## For students who:

- are emerging or non-readers
- take alternate assessments
- are in special education
- short-attention span
- lack pre-requisite skills
- benefit from the use of pictures for support


# The Greedy Python

## Literacy Unit for Special Education

By

Christa Joy

Special Needs for Special Kids



Christa Joy, Special Needs for Special Kids

## Table of Contents

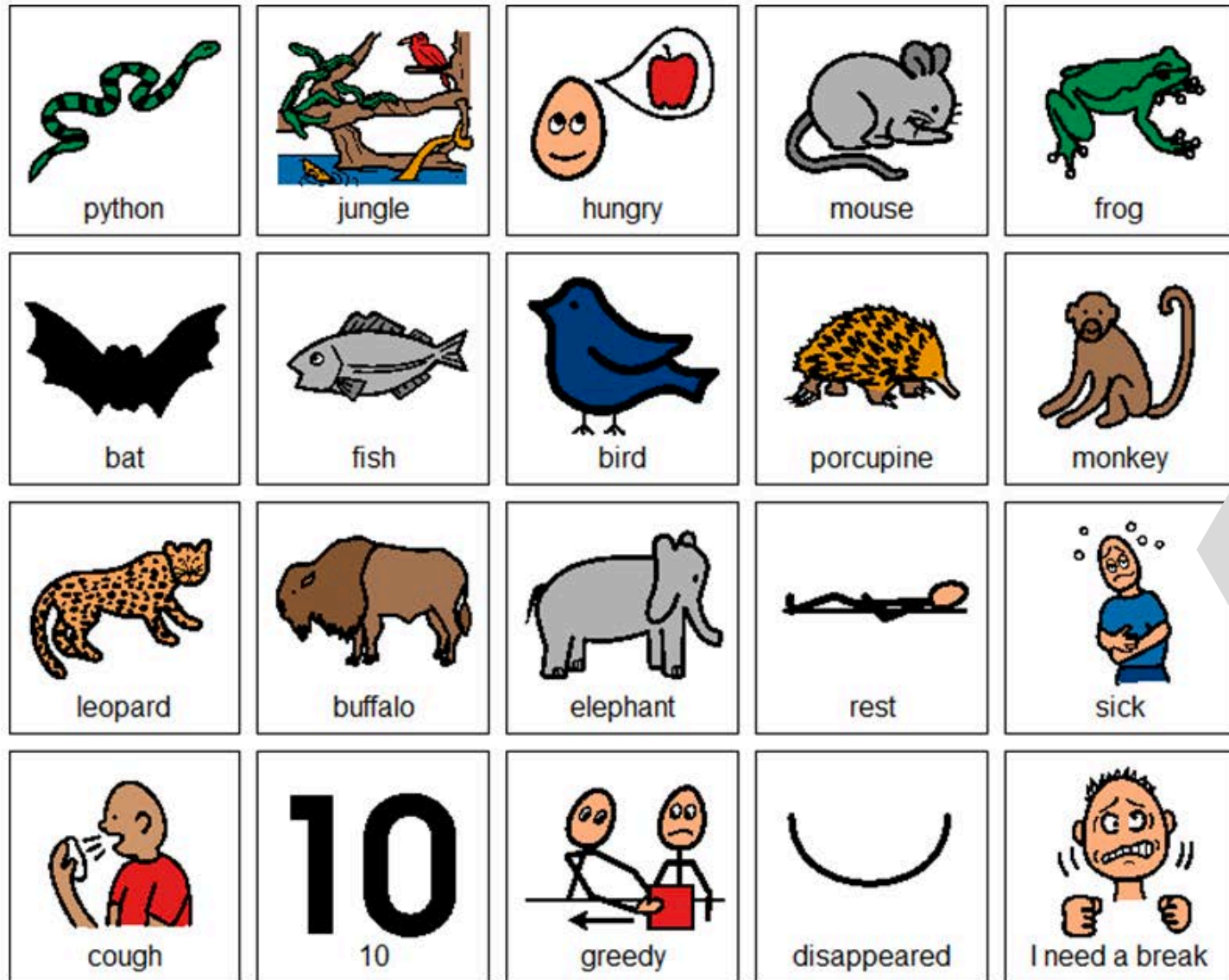
Worksheet pages	Activity
4-5	Story board
6-9	Circle map
10-12	Jungle/Arctic animal sorting
13-17	What Animals Eat matching
18-22	Python sequencing
23-26	Comprehension check
27-29	Generous/Greedy picture sorting
30-31	Terms of Use

In a separate files:

- Directions and links to digital versions
- Being Generous social story (editable)
- Activities in black and white

This unit has 6 activities to go with this book to last a full week of instruction.

There are 2 separate files, one in color and one in black and white.

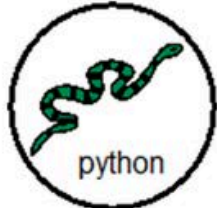
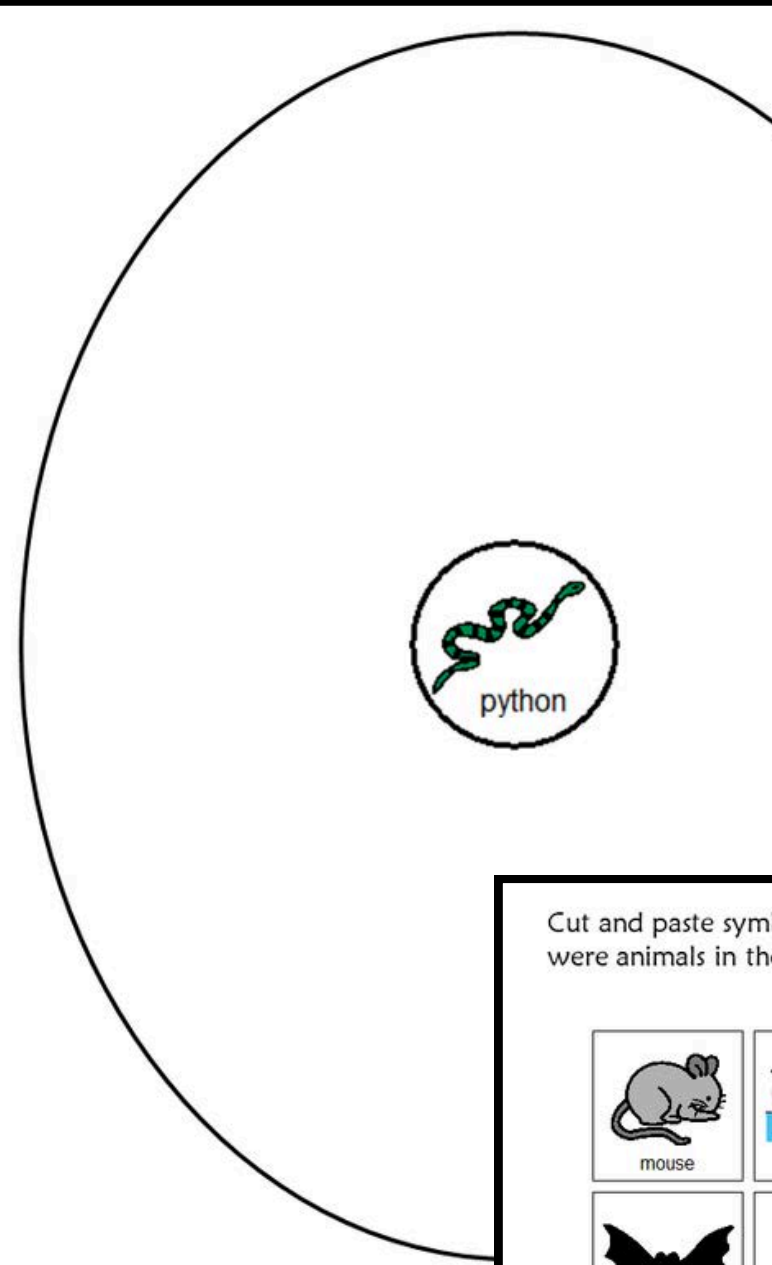


Christa Joy, Special Needs for Special Kids  
 The Picture Communication Symbols ©1981–2021 by Tobii Dynavox. All Rights Reserved  
 Worldwide. Used with permission. Boardmaker® is a trademark of Tobii Dynavox

This unit comes with a storyboard.


Storyboards are great for ALL students to assist with participation and engagement in group discussions.

Tips on how to use in the unit!!




errorless

Cut and paste symbols below into circle map showing some of the animals in the story.




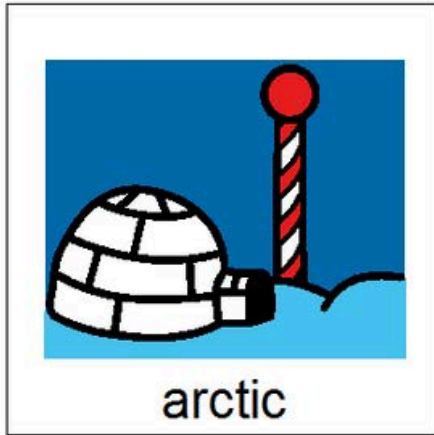

errorless option

Cut and paste symbols below into circle map **ONLY IF** they were animals in the story.



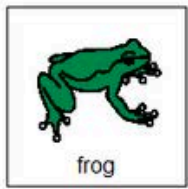
There is a circle map showing animals from the story. There is an option with only correct answers and one with wrong answers mixed in.

Cut out the sorting labels below and mount on 2 pieces of construction paper or a piece of construction paper that has been divided into 2 columns.




ChristaJoy, Special Needs for Special Kids  
The Picture Communication Symbols ©1981–2021 by Tobii Dynavox. All Rights Reserved  
Worldwide. Used with permission. Boardmaker® is a trademark of Tobii Dynavox



Students will sort animals that live in a jungle or live in the arctic.




frog





sheep





sea lion




rooster





bird



dog



bat



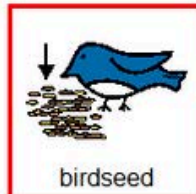
horse



people




Symbols for matching




birdseed



hamburger



fish




fly



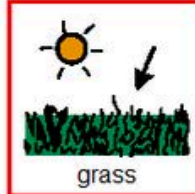
hay




dog food




mosquito




grass



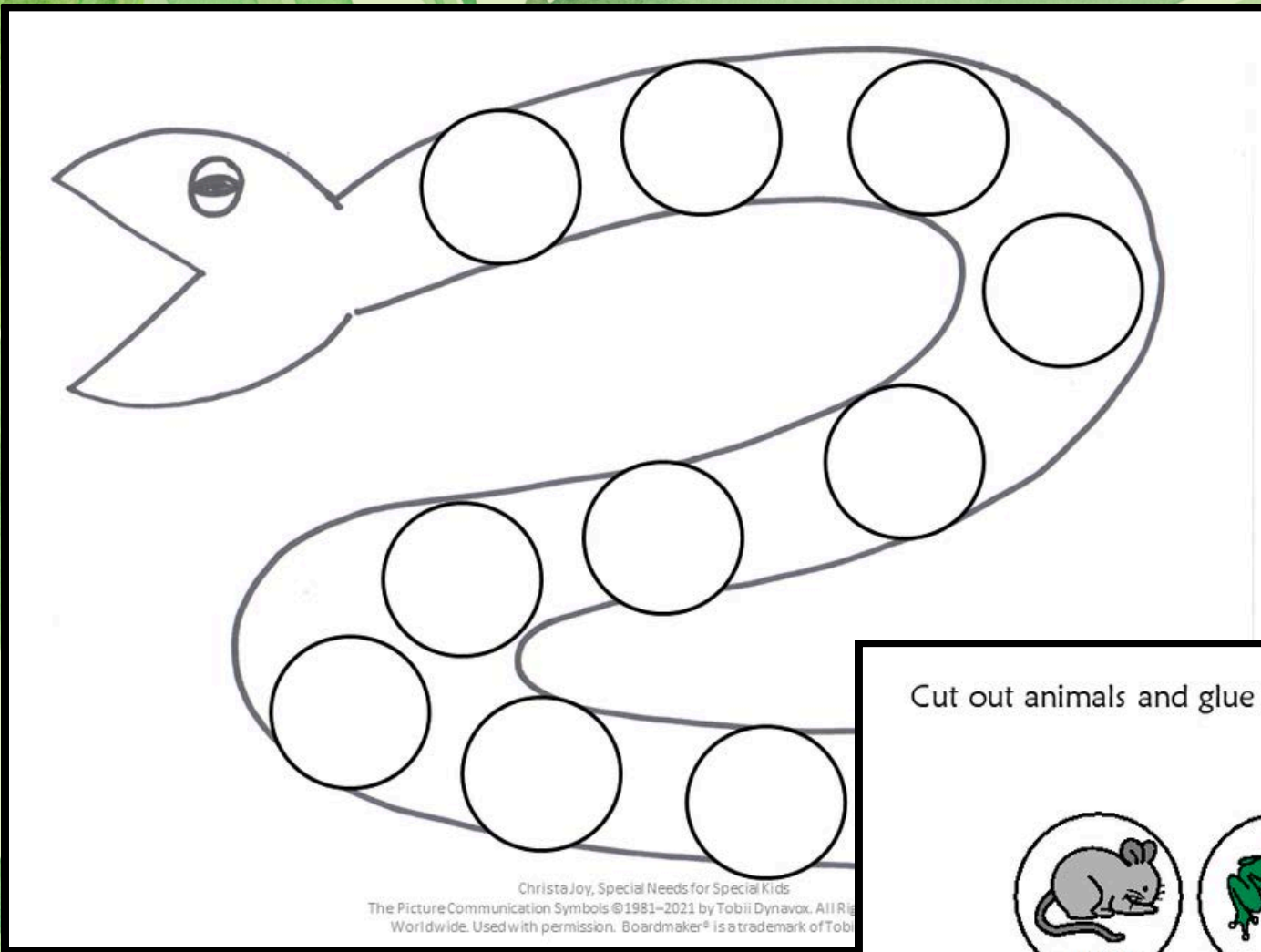
corn




mouse



Students will match the food to the animals that eat it.















Cut out animals and glue in order eaten.




Christa Joy, Special Needs for Special Kids  
The Picture Communication Symbols ©1981–2021 by Tobii Dynavox. All Rights Reserved  
Worldwide. Used with permission. Boardmaker® is a trademark of Tobii Dynavox

Students will sequence the animals the python eats. There is a differentiated version included.

<p>Title </p>	<p>Author </p>	<p>Situation </p>	<p>Other characters </p>
<p>Main character </p>	<p>Setting</p>	<p>by Eric Carle</p>	<p>Did you like the story?   yes / no ?</p>

 jungle	 animals
 eats himself	<p>The Greedy Python</p>  he was greedy
 python	 yes
 no	



comprehension check

There are 2 worksheets where students will fill in answers about the story.

Being generous means sharing what you have with others.

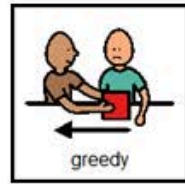


Sometimes we want to be greedy and keep it all to ourselves.



There is an 19-page social story on Being Generous. This comes in a PowerPoint format in an editable format so you can make it more appropriate it for your students.


What are some examples of generosity vs greediness?




There is a sorting activity that goes with the social story.

Watch the  
Greedy Python  
read aloud.

## The Greedy Python















There is a video of the  
book read aloud. This is  
a video from YouTube.



make great independent learning centers

Place pictures in the circle map showing animals that were in the story.



 mouse	 frog	 monkey	 porcupine
 bat	 fish	 bird	 himself
 leopard	 buffalo	 elephant	

Christa Joy, Special Needs for Special Kids The Picture Communication Symbols ©1981-2018 by Tobii Dynavox. All Rights Reserved Worldwide. Used with permission. Boardmaker® is a trademark of Tobii Dynavox

There are digital versions of the activities included. Students click and drag the answers.

perfect for every learning level



Sort the animal depending on where it normally lives. If you are not sure, place it on the middle line.

 gorilla	 sea lion	 polar bear	 monkey	 penguin
 leopard	 lion	 hare	 arctic fox	 elephant
 frog	 snake	 walrus	 snowy owl	 parrot
 seal	 tiger	 elk	 killer whale	 bat

Christa Joy, Special Needs for Special Kids The Picture Communication Symbols ©1981-2018 by Tobii Dynavox. All Rights Reserved Worldwide. Used with permission. Boardmaker® is a trademark of Tobii Dynavox.

There are 2 sets, one that includes differentiation shown here.

The background of the slide is a watercolor illustration of various green leaves and branches, creating a lush, natural feel. The colors range from light lime green to deeper forest greens, with soft, blended edges characteristic of watercolor painting.

This resource comes in a zipped folder. You will need to unzip the folder to access all the contents which include:

- Activities in color
- Activities in black and white
- Links and directions to digital activities
- PowerPoint version of social story