

Special Ed

EARTH DAY HOORAY



Special Needs for Special Kids

Literacy Unit

ALSO INCLUDES GOOGLE SLIDES



These literacy units are something I created and started using in my classroom. I had students with significant challenges and most were **non-readers**. This is a great way to expose all students to some great books.



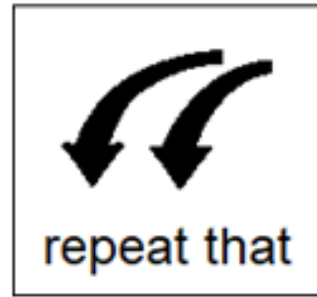



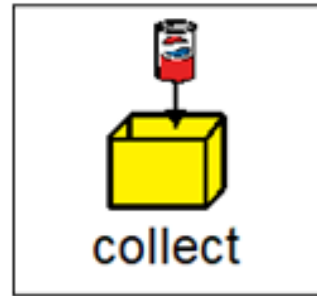

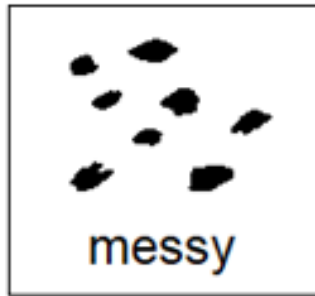
Table of Contents

Worksheet pages	Title
4-6	Story Board
7-12	Circle map: Things that come in cans
13-17	Circle map: perseverance
18-21	Jobs easier with help
22-28	How man cans?
29-32	Writing prompt: My can drive
33-34	Terms of Use

In a separate file, there are directions and links to digital versions of these activities.

This unit has 5 activities in printable and digital formats to last a full week of instruction.

There are 2 separate files, one with activities in color and one in activities in black and white.



This unit comes with a storyboard.

Storyboards are great for ALL students to assist with participation and engagement in group discussions.

Tips on how to use in the unit!!

Errorless option


Place pictures in the circle map showing things that come in cans.



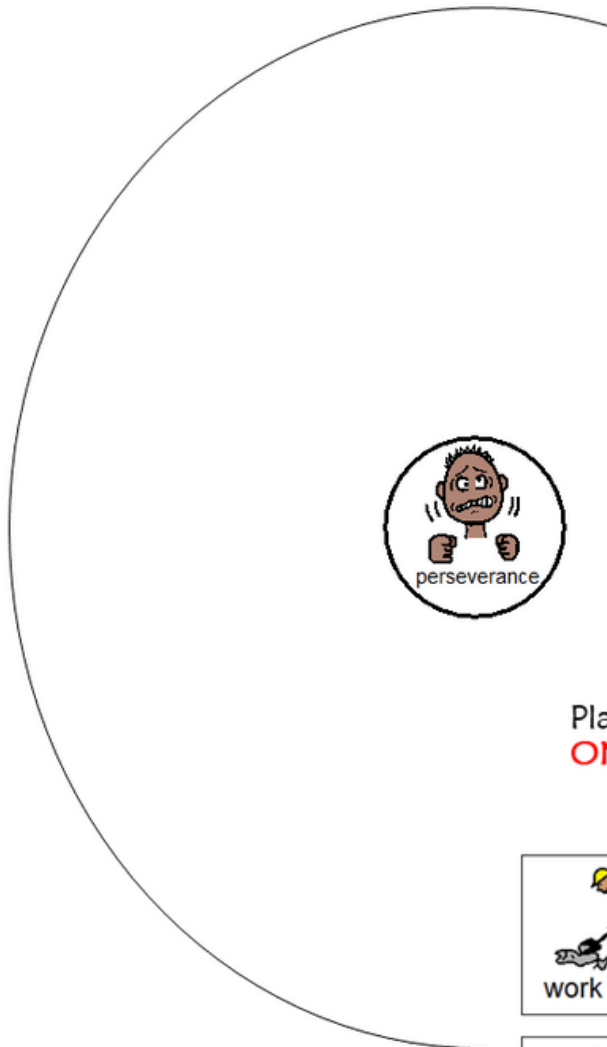
Cut out the pictures and place in the circle map on the previous page **ONLY IF** they are things that come in cans.



There is a circle map showing things that come in cans. There is an option that only has correct answers and one that has wrong answers mixed in.

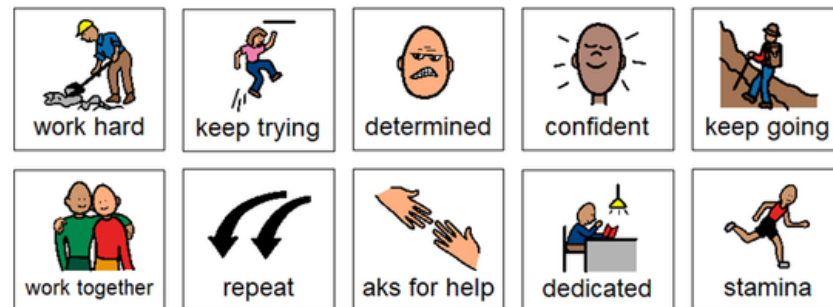


Ryan, Luke and Carly showed a lot of perseverance working together to gather 5000 cans. What does perseverance look like?

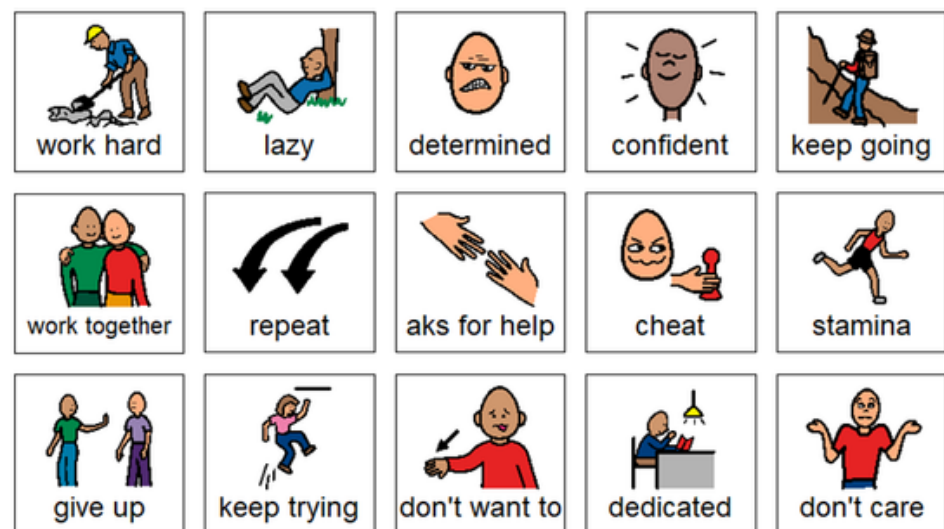


Errorless version


Place the pictures in the circle map on previous page showing what perseverance looks like.




Place the pictures in the circle map on previous page **ONLY IF** you think it describes perseverance.



There is a circle map showing what perseverance looks like. There is an option that only has correct answers and one that has wrong answers mixed in.



Collecting and counting all the cans was not an easy job. Some jobs are easier with help. What are some jobs you can do on your own, and what are some that need more than one person?




can do alone



easier with help

 build a cabin	 shower	 play catch	 dance	 write a note
 color	 celebrate	 read	 put up a tent	 see-saw
 play a game	 watch TV	 lift something heavy	 listen with headphones	 take a test

In this activity, students will sort jobs that are easier done with help rather than done alone. Color-coding can be added for differentiation.



Count the cans and record the total in the box.

3 bags labeled '10' and 5 individual cans.

1 can labeled '100' and 10 individual cans.

3 cans labeled '100' and 2 bags labeled '10'.

2 cans labeled '100', 2 bags labeled '10', and 3 individual cans.

5 cans labeled '100'.

Christa Joy, Special Needs for Special Kids The Picture Communication Symbols ©1981-2019 by Tobii Dynavox. All Rights Reserved Worldwide. Used with permission. Boardmaker® is a trademark of Tobii Dynavox.

Count the cans and record the total in the box.

1 can labeled '100', 1 bag labeled '10', 1 can labeled '100', and 1 individual can.

2 bags labeled '10', 1 can labeled '100', and 5 individual cans.

1 bag labeled '10', 3 individual cans, 2 bags labeled '10', and 2 individual cans.

5 individual cans and 3 cans labeled '100'.

1 bag labeled '10', 1 can labeled '100', 1 individual can, 1 bag labeled '10', 1 can labeled '100', and 1 individual can.

Christa Joy, Special Needs for Special Kids The Picture Communication Symbols ©1981-2019 by Tobii Dynavox. All Rights Reserved Worldwide. Used with permission. Boardmaker® is a trademark of Tobii Dynavox.

Students count how many cans have been collected.

Look at the total. Using the pictures that follow, add the correct number of bags and cans to get the total. There is more than one way to get to the correct total.

40

22

300

100

8

Look at the total. Using the pictures that follow, add the correct number of bags and cans to get the total. There is more than one way to get to the correct total.

130

410

502

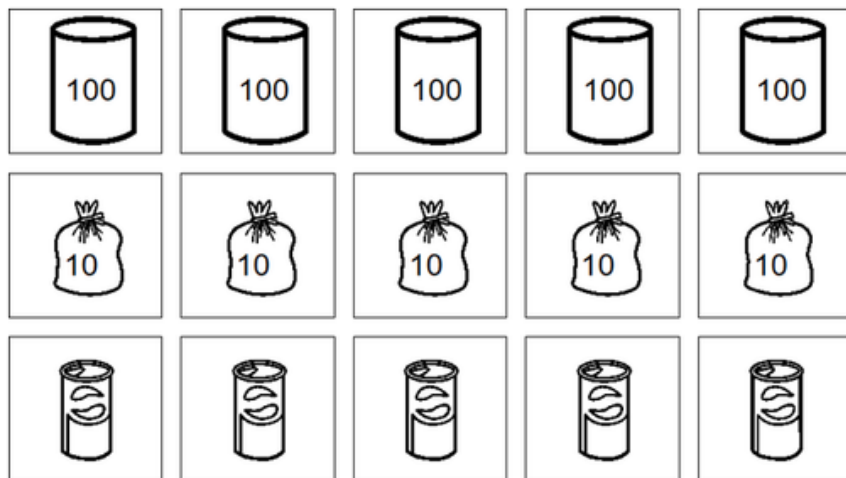
62

311

Christa Joy, Special Needs for Special Kids The Pict
Dynamox. All Rights Reserved Worldwide. Used with
Dyna

ionSymbols ©1981-2019 by Tobii
ardmaker® is a trademark of Tobii

Use for second set of worksheets.



Students will put together a collection to represent the right amount of can collected.



My Can Drive

For Earth Day, I decided to try and collect cans.

I asked my to help me.

We went around to all the asking for cans.

We looked in the and picked up any cans we could find.

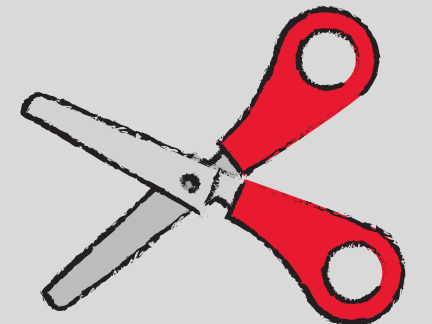
With the money, I want to fix up the .

Christa Joy, Special Needs for Special Kids The Picture Communication Symbols ©1981-2019 by Tobii Dynavox. All Rights Reserved Worldwide. Used with permission. Boardmaker® is a trademark of Tobii Dynavox

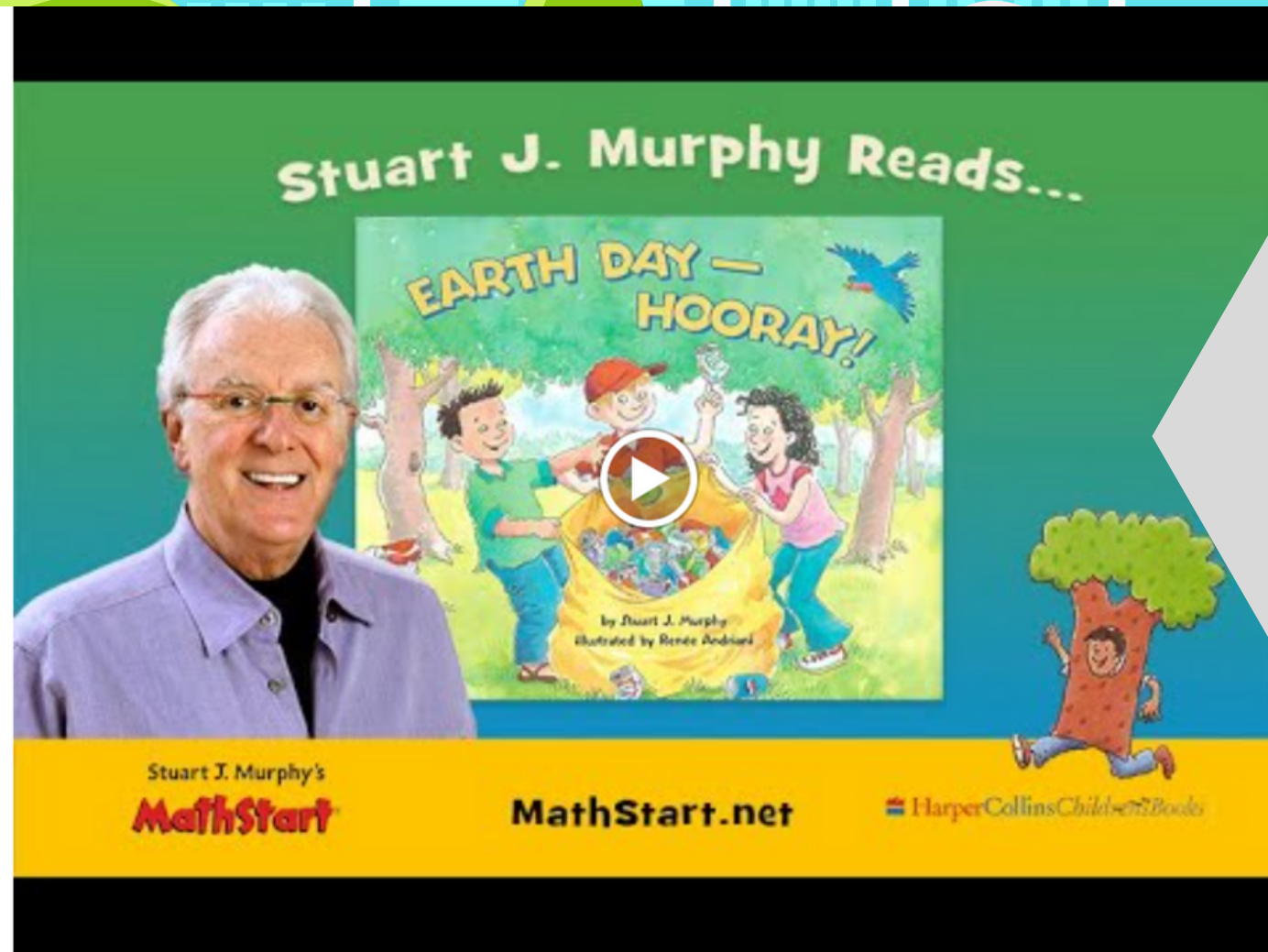
1000	2000	5000	100	250
class	neighbors	friends	team	
stores	homes	classrooms	schools	field
park	yard	playground	field	woods
plaza	playground	park	sidewalk	stadium

Christa Joy, Special Needs for Special Kids The Picture Communication Symbols ©1981-2019 by Tobii Dynavox. All Rights Reserved Worldwide. Used with permission. Boardmaker® is a trademark of Tobii Dynavox

Students will write their own story about conducting their own can drive. This is an errorless activity that allows students to write their own story independently.

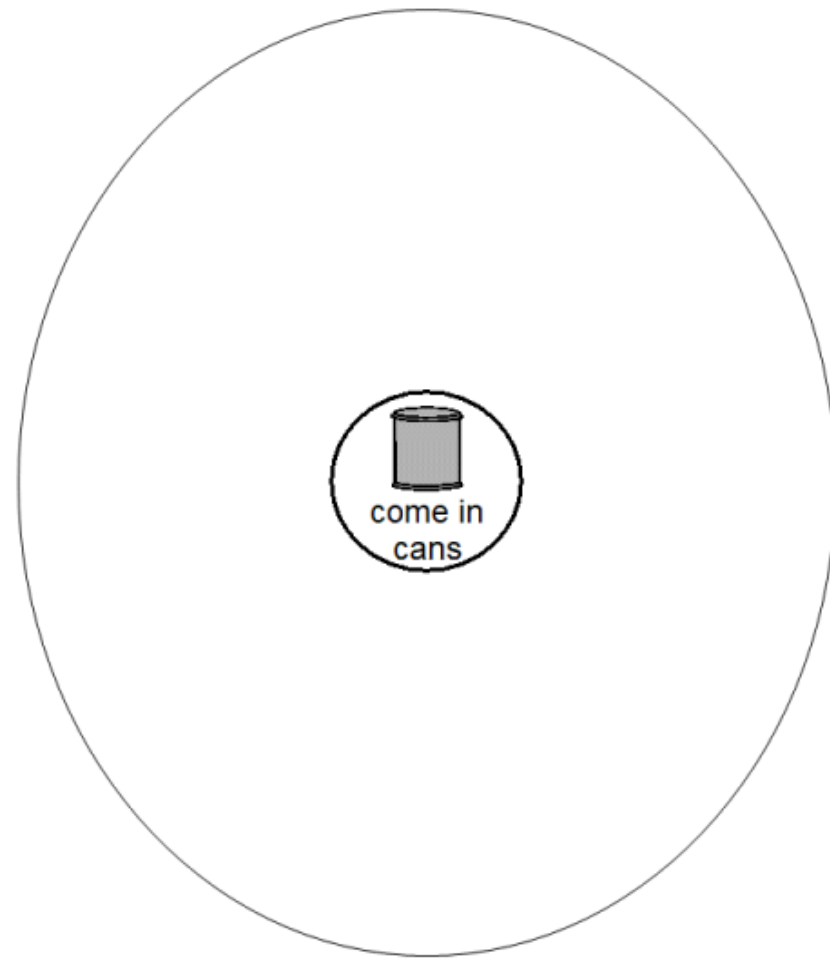


Watch the book Earth Day - Hooray read aloud













There is a video of the book read aloud. This is a video from YouTube.





Place pictures in circle map showing things that come in cans.

 soda	 soup	 tuna	 green beans
 fruit cocktail	 tomatoes	 beans	 olive
 dog food	 corn		

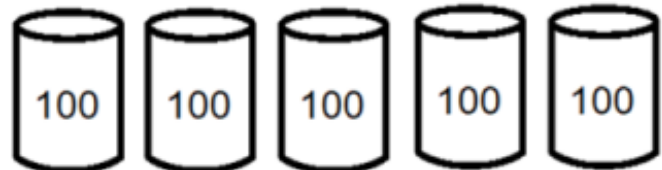
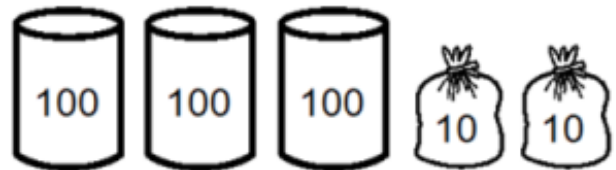
Christa Joy, Special Needs for Special Kids
The Picture Communication Symbols ©1981-2019 by Tobii Dynavox. All Rights Reserved
Worldwide. Used with permission. Boardmaker® is a trademark of Tobii Dynavox

There are digital versions of the activities included. Students click and drag the answers.






Count the number of cans and type the answer in the box.



There are 2 sets, one that includes differentiation shown here.



This resource comes in a zipped folder. You will need to unzip the folder to access all the contents which include:

- **Activities in color**
- **Activities in black and white**
- **Links and directions to digital activities**

Save money and get this unit as part of my Earth Day Bundle.

Click Here

