

SPECIAL ED

DEFORESTATION

**FOR HIGH
SCHOOL**



ALSO INCLUDES GOOGLE SLIDES

Special Needs for Special Kids



This unit was created with this guy in mind. He has autism and an intellectual disability. He is a non-reader, and loves the sound of piano keys. With some support he is able to do this unit, and enjoys the challenge. He is my tester!!

Table of Contents

Pages	Activity
4-42	Deforestation book
43-45	Vocabulary board
46-54	Vocabulary cards
55-71	Vocabulary cut and paste
72-92	Bingo cards
93-98	Circle map
99-109	Collages
110-117	Sorting activities
118-121	Writing prompt
122-134	Sudoku puzzle
135-136	Word search
137-142	Cloze worksheets
143-160	Assessment
161-162	Terms of Use

In separate files, you will find:

- Lesson plans
- Voice-recorded PowerPoint
- Directions and links to digital activities

This unit contains almost 200 pages of material. I have included a detailed lesson plan to help you make the most of everything in this unit including how to add some group activities.

Deforestation Lesson Plan

Preparation

- Print out a vocabulary board for each student to use throughout unit
 - Laminate or place in page protector
- Book
 - Print out, laminate, and bind
 - OR your students can listen to the pre-recorded version
- Vocabulary cards
 - Print out a set of cards onto cardstock and laminate
 - Make one set for each student and one for the teacher to use in I Spy games
- Bingo cards
 - This unit comes with a set of Bingo cards.
 - They are in color and BW
 - Print on cardstock and laminate.
 - Suggestions for use included in unit.

Preassessment (do day 1 before starting lesson)

- Choose the form of the assessment that best fits the learning level of your students
- Give the assessment to assess what your students may already know
- I cannot emphasize enough how important this step is. If you want to see growth, this preassessment is so important!!

Teaching Tips

1. *Color Coding*: this is a really easy way to add more structure to a matching activity. Outline or color in an empty box or sorting label. Outline or color in the corresponding picture symbols the same colors. Becomes a color matching task.
 - a. For more info, read more here:
<https://specialneedsforspecialkids.org/2015/09/05/using-color-coding-for-differentiation/>
 - b. I also have a blog post on differentiating one activity 3 ways:
<https://specialneedsforspecialkids.org/2018/10/22/differentiating-1-activity-3-ways/>

The lesson plans contain:

Overall tips for teaching
students with significant
needs

Quick Look

Day	Activity	Day	
1	<ul style="list-style-type: none">• Book• Vocab cards activity• Circle map	6	<ul style="list-style-type: none">• Book• Vocab cards activity• Writing prompt
2	<ul style="list-style-type: none">• Book• Vocab cards activity• Collage	7	<ul style="list-style-type: none">• Book• Vocabulary cut and paste• Sudoku puzzle
3	<ul style="list-style-type: none">• Book• Vocab cards activity• Collage	8	<ul style="list-style-type: none">• Book• Vocabulary cut and paste• Word search
4	<ul style="list-style-type: none">• Book• Vocab cards activity• Sorting activity	9	<ul style="list-style-type: none">• Book• Vocab cards activity• Close worksheet
5	<ul style="list-style-type: none">• Book• Vocab cards activity• Sorting activity	10	<ul style="list-style-type: none">• Assessment

The lesson plans contain:

A quick look at what you will do each day

Day 6

Activity	Notes	Materials
Read or listen to a recording of the book (10 minutes)	<ul style="list-style-type: none">• Read through the story, asking lots of questions• Continue to make connections between book and vocabulary board	<ul style="list-style-type: none">• Book• Vocabulary board
Vocabulary cards speed game (15 minutes) OR BINGO	<ul style="list-style-type: none">• Place the finished vocabulary cards in the middle of the table• Either hold up or describe a card and the student who can find it first wins and keeps the card<ul style="list-style-type: none">◦ The student with the most cards at the end is the winner	<ul style="list-style-type: none">• Vocabulary cards• Vocabulary board
Writing prompt (10 minutes)	<ul style="list-style-type: none">• Complete the writing prompt about taking a walk in the forest• Students can do more than one if desired• These are errorless• Can make more than one story	<ul style="list-style-type: none">• Writing prompt• Scissors• Glue
Sharing (10 minutes)	<ul style="list-style-type: none">• Each student shares their story with the group using the communication method of their choice	<ul style="list-style-type: none">• Completed story• Communication devices


The lesson plans contain:

Detailed instructions on how that day's lesson should run


This unit comes with a vocabulary board.

Vocabulary boards are great for ALL students to assist with participation and engagement in group discussions.

Tips on how to use in the unit!!



Forests are the primary source of the oxygen we breathe. While making that oxygen, forests also recycle much of the excess carbon dioxide that has built up on our planet.



The other deforestation technique is called **logging**. This is when the trees are cut down by the thousands and hauled away to use for lumber. It also destroys the habitat for the plants and animals that live there.



There is a 38-page book with simple text and engaging photos.

It comes in a PowerPoint version as well as a voice-recorded PowerPoint (so you don't have to print it out.) There is also a movie version you can use in google slides.

deforestation

Removal of forests by people; removing trees in large amounts.



ecosystem

Balance of all living things on earth.



global warming

An increase in the average temperature of the earth over time.



extinct

A species that no longer exist anywhere on earth alive.



habitat

Natural home of a species.



slash and burn

Method of removing forests by first cutting down the trees then setting area on fire.




logging

Method of removing forests for lumber by chopping down and removing all the trees.



fertilize

Making the soil better for plants and crops to grow.



There are 15 vocabulary cards that come in color and black and white.

Included are suggestions for group activities to do with these each day.

deforestation

Removal of forests by people; removing trees in large amounts.



ecosystem

Balance of all living things on earth.



global warming

An increase in the average temperature of the earth over time.



extinct

A species that no longer exist anywhere on earth alive.



agriculture




palm oil



certified



reforest



s by people;
arge amounts.

Making the s
crop

forests by first
then setting the
ire.

Changing more of t
city where fewer pl


rees and used in
roducts.

An increase in the average
of the earth over tim

s heated by the
to condense in
clouds.

Wood gotten from a forest in a
way that does not destroy the fo

On days 7&8 there is an activity where students will match either the picture to the definition or the definition to the picture (harder).



Bingo cards

























- Included are 10 Bingo cards in color and 10 Bingo cards in BW.
- Place the cards in page protectors or laminate for long term use.
- This is a great way to practice the new vocabulary included in this unit.
- Cut apart a set of the vocabulary cards to use as the calling cards.
- Options:
 - Show students the picture for them to match
 - Read the definition and see if students can find the matching picture
 - Work as teams
 - Vary the "winning" patterns.
 - Cover all
 - Cover corners
 - Row across or down
 - Cover the edges
 - Vary the ways to mark the card
 - Place in page protector or laminate and use dry erase markers
 - Stickers
 - Post-it notes
 - Dot markers

Christa Joy, Special Needs for Special Kids
 The Picture Communication Symbols ©1981–2021 by Tobii Dynavox. All Rights Reserved
 Worldwide. Used with permission. Boardmaker® is a trademark of Tobii Dynavox

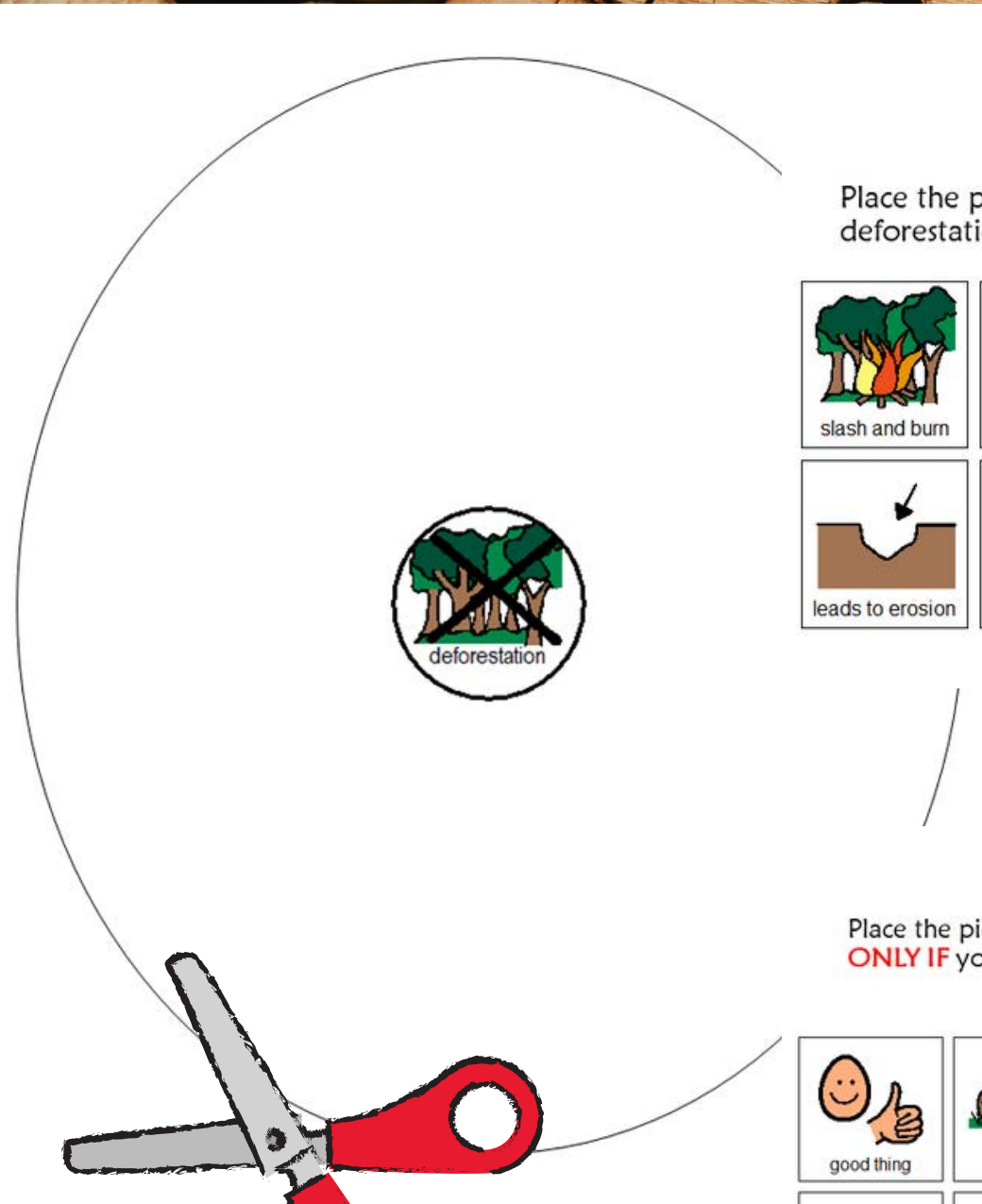


Deforestation

 erosion		 agriculture	 deforestation	 slash & burn	 palm oil
		 erosion	 slash & burn	 agriculture	
		 palm oil		 erosion	 deforestation
 logging	 deforestation			 palm oil	
 palm oil		 logging	 agriculture		 erosion
	 erosion	 deforestation	 palm oil	 logging	


Christa Joy, Special Needs for Special Kids
 The Picture Communication Symbols ©1981–2019 by Tobii Dynavox. All Rights Reserved
 Worldwide. Used with permission. Boardmaker® is a trademark of Tobii Dynavox

Also included in this unit are 10 BINGO cards (in color and BW) to practice the vocabulary. There are suggestions for various ways to use them.



Errorless version

Place the pictures in the circle map on previous page about deforestation.



Place the pictures in the circle map on previous page **ONLY IF** you think it relates to deforestation.






















There is a circle map on deforestation.

Circle maps are a great way for students to see the concept at a glance. There are 2 versions:

- One is errorless
- One has wrong answers mixed in students will have to set aside


Functions of a forest



 water cycle	 protect soil	 habitat	 water cycle	 sharks	 habitat	 oxygen
 medicine	 gets rid of carbon dioxide	 home	 medicine	 gets rid of carbon dioxide	 outer space	 regulate temperature
 garden	 protect soil	 home	 penguins			

There are 2 collages. One is on the functions of the forest and one is on the effects of deforestation.

The same errorless and non-errorless options are included.






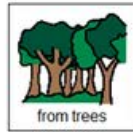
rain forest



forest



Christa Joy, Special Needs for Special Kids
 The Picture Communication Symbols ©1981-2019 by Tobii Dynavox. All Rights Reserved
 Worldwide. Used with permission. Boardmaker® is a trademark of Tobii Dynavox



from trees




NOT from trees



Christa Joy, Special Needs for Special Kids
 The Picture Communication Symbols ©1981-2019 by Tobii Dynavox. All Rights Reserved
 Worldwide. Used with permission. Boardmaker® is a trademark of Tobii Dynavox

There are also 2 sorting activities. One is where students sort animals that live in a rainforest and those that live in a normal forest. One is for products that are and are not made from trees.



A walk in the forest

This morning I took a walk in the

There were a lot of


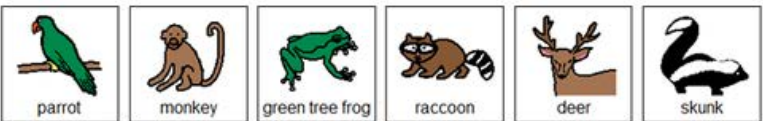
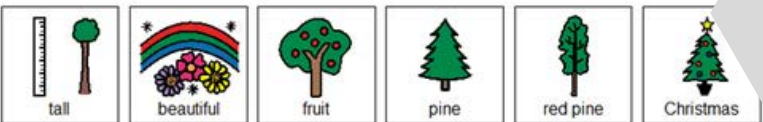
trees.

I saw a


and a

The ground was covered with



















When I closed my eyes, I could hear the








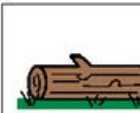
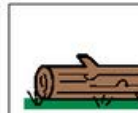

There is a writing prompt where students write a story about how it feels to take a deep breath of fresh air.











Deforestation

 erosion	 agriculture	 deforestation	 slash & burn	 palm oil
	 erosion	 slash & burn	 agriculture	
	 palm oil		 erosion	 deforestation
 logging	 deforestation		 palm oil	
 palm oil		 logging		
	 erosion	 deforestation		

Place the following images in the empty squares on the previous page, completing the sudoku puzzle.

 deforestation	 deforestation	 slash & burn	 slash & burn
 slash & burn	 logging	 logging	 palm oil

Deforestation

		 logging	 deforestation
		 slash & burn	 palm oil
 deforestation		 palm oil	
 palm oil			 logging

There is a Sudoku puzzle in this unit as well. This is a great way to work with the new vocabulary!!

There are 2 versions plus answer keys.



Deforestation

P S X R X J N R F C N D X X F
M B F E R T I L I Z E L C X B
K T I V Y U Y M B A Z B Z E E
O Y N Q V P K C K R R T D C X
D E F O R E S T A T I O N O T
P F E G Y J C B Y J M F R S I
U R B A N I Z A T I O N I Y N
V E Q B S P Z S C K Z B H S C
H R V L O G G I N G F F X T T
A O A G R I C U L T U R E E I
B S S I R E F F O R E S T E M O
I I T G L A N D S L I D E T N
T O T G K A O C J H N I E X Q
A N F E P A L M O I L W D I T
T C E R T I F I E D W H U R W

deforestation	urbanization	agriculture	extinction
landslide	certified	fertilize	reforest
erosion	ecosystem	logging	habitat
palm oil			

Deforestation


P S X R X J N R F C N D X X F
M B F E R T I L I Z E L C X B
K T I V Y U Y M B A Z B Z E E
O Y N Q V P K C K R R T D C X
D E F O R E S T A T I O N O T
P F E G Y J C B Y J M F R S I
U R B A N I Z A T I O N I Y N
V E Q B S P Z S C K Z B H S C
H R V L O G G I N G F F X T T
A O A G R I C U L T U R E E I
B S S I R E F F O R E S T E M O
I I T G L A N D S L I D E T N
T O T G K A O C J H N I E X Q
A N F E P A L M O I L W D I T
T C E R T I F I E D W H U R W

deforestation	urbanization	agriculture	extinction
landslide	certified	fertilize	reforest
erosion	ecosystem	logging	habitat
palm oil			

There is also a word search to work with vocabulary. If your students cannot do a word search, have them highlight the circle words on the answer key.

Deforestation

1. Deforestation is the removal of entire forests by .
2. is the main cause of deforestation.
3. Forests are the oldest on earth.
4. Millions of and live in the forests.
5. When the forest is cut down and then burned, it is called .



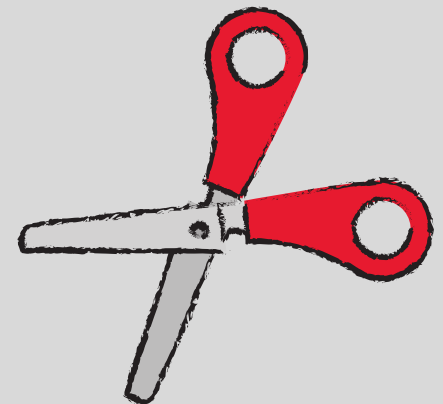
Deforestation

6. is another form of deforestation where trees are cut down for lumber.
7. The forests are often cut down so farmers can grow .
8. Forests are one of the main sources of for the world.
9. The trees and roots protect the soil and prevent .
10. Wood that is will not destroy the forest.



Close worksheets are a great informal assessment. There are two worksheets that cover the main points from the book.


Answer key included.




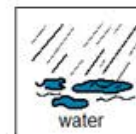
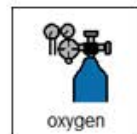
1. This is the clearing of all or most of the trees in a forest.



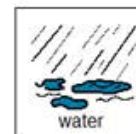

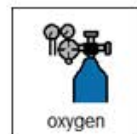
2. True or False. Some forests will never grow back following deforestation.



3. Forests are one of the biggest sources of what in our atmosphere?



4. When forests are burned, what is released into the air?



5. What is the biggest cause of deforestation?



FINALLY the assessment!! There are 3 versions. This version has 10 questions with 3 picture choices for each question.

Answer key included.

Print onto cardstock or mount on index cards. Cut pictures apart and show student answer choices for each question.

Q 5



forest fires



Christmas trees




agriculture

Q 6



logging



slash and burn



reforest

With this version, you cut out the answer choices and glue them on index cards. Ask the student the question, and they point to the correct answer.

Version 3

1. This is the clearing of all or most of the trees in a forest.
 - A. Harvesting
 - B. Deforestation
 - C. Agriculture
2. True or False. Some forests will never grow back following deforestation.
 - A. True
 - B. False
 - C. I don't know
3. Forests are one of the biggest sources of what in our atmosphere?
 - A. Oxygen
 - B. Water
 - C. Smoke
4. When forests are burned, what is released into the air?
 - A. Oxygen
 - B. Carbon dioxide
 - C. Water
5. What is the biggest cause of deforestation?
 - A. Forest fires
 - B. Christmas trees
 - C. agriculture
6. This technique is when all the trees are cut down and them burned.
 - A. Logging
 - B. Slash and burn
 - C. reforest

This is your traditional multiple choice version. It can also be used as a recording sheet if your students are using the version with index cards.

As we mentioned before, forests are home to over 30 million plant and animal species. Deforestation destroys their natural **habitat** and puts these animals and plants at risk for **extinction**.



Christa Jiny, Special Needs for Special Kids

Watch the
movie on
Deforestation

This unit also includes digital versions of the activities.

Students can watch a movie book version of the book rather than printing it out.

Functions of a forest

Eight empty rectangular boxes for labeling the functions of a forest.

Place the pictures in the boxes showing ways forests help the earth.


 water cycle	 protect soil	 habitat
 oxygen	 medicine	 gets carbon
 home	 regulate temperature	

Christa Joy, Special Needs for Special Kids
The Picture Communication Symbols ©1981-2019 by Tobii Dynavox. All Rights Reserved
Worldwide. Used with permission. Boardmaker® is a trademark of Tobii Dynavox

Each activity is set up so students can click and drag answers. No typing is required.

Deforestation

1. Deforestation is the removal of entire forests by



2. is the main cause of deforestation.




3. Forests are the oldest on earth.




4. Millions of and live in the forests.



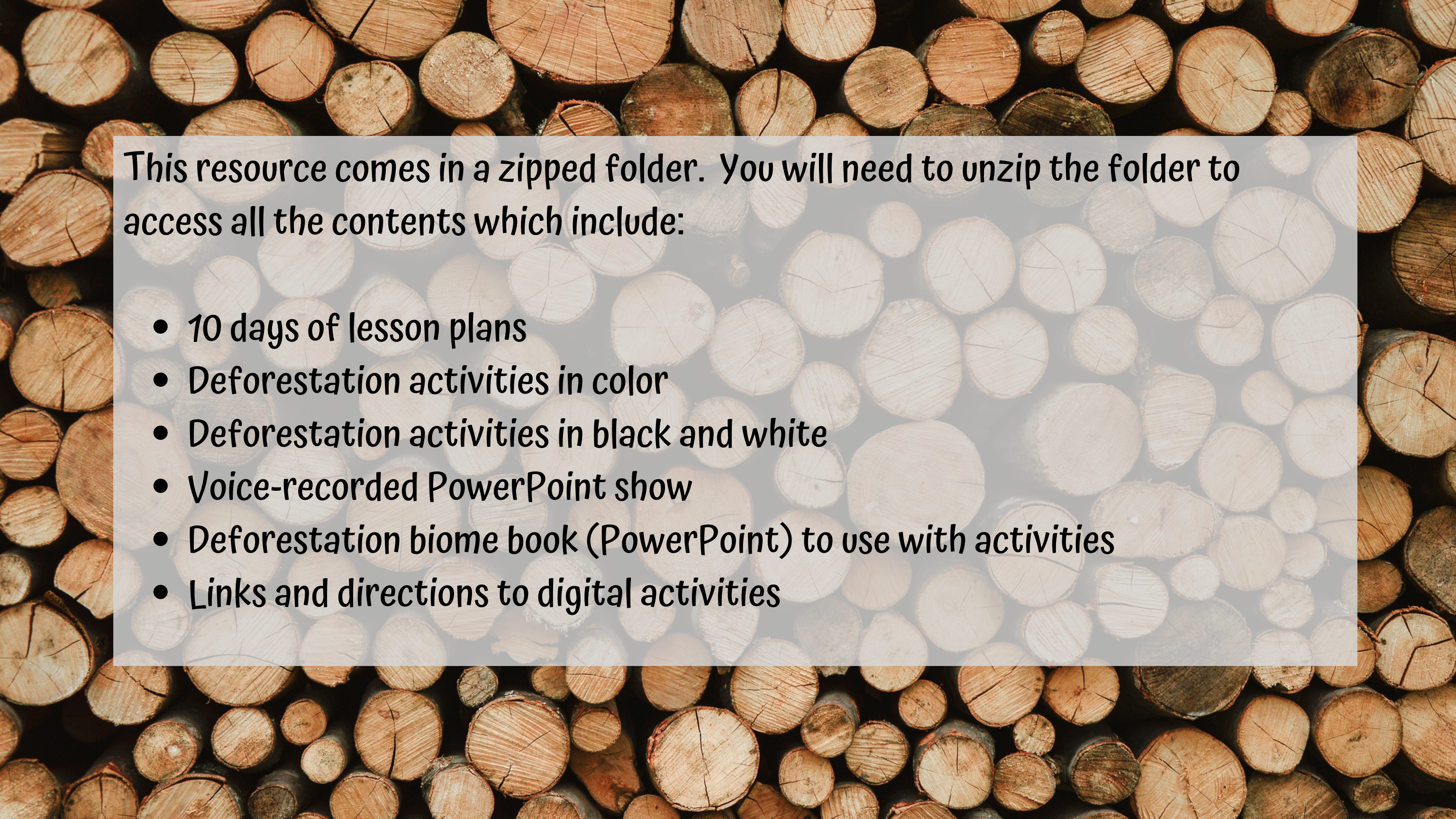
5. When the forest is cut down and then burned, it is called



Choose the best picture to finish each sentence.



The second set of slides uses color for differentiation and extra support for students who may need it. Mix and match slides from both sets to make the perfect set for each student.

The background of the entire image is a dense, close-up view of numerous cut logs of wood, stacked together. The logs are of various diameters and are cut at different angles, showing the natural grain and texture of the wood. The colors range from light tan to dark brown, with some logs showing signs of weathering or decay. The lighting is somewhat uneven, creating a sense of depth and texture.

This resource comes in a zipped folder. You will need to unzip the folder to access all the contents which include:

- ***10 days of lesson plans***
- ***Deforestation activities in color***
- ***Deforestation activities in black and white***
- ***Voice-recorded PowerPoint show***
- ***Deforestation biome book (PowerPoint) to use with activities***
- ***Links and directions to digital activities***