

Special Ed



BECAUSE OF WINN- DIXIE

26 activities

chapter questions



Special Needs for Special Kids

These novel units are something I created and started using in my classroom. I had students with significant challenges and most were **non-readers**. They were the best thing I ever did, and my students LOVED them.



Table of Contents

Worksheet pages	Title	Chapter
5-6	Suggestions for Use	
7	Story board	
8	Title and Author	
9-10	Cause and Effect	1
11-13	Circle Map on Dogs	2
14-15	Responsibility	3
16-18	10 Things About my Mom	4
19-21	Church Circle Map	5
22-23	Venn Diagram: Library and Church	6
24-25	Pets vs Wild Animals sorting	7
26-27	Cost of items	8

Christa Joy, Special Needs for Special Kids
 The Picture Communication Symbols ©1981–2019 by Tobii Dynavox. All Rights Reserved
 Worldwide. Used with permission. Boardmaker® is a trademark of Tobii Dynavox


Table of Contents

Worksheet pages	Title	Chapter
28-29	What's in a Name?	9
30-32	What a Tree Needs to Grow	10
33-36	Things that Make me Scared	11
37-39	Putting Animals Back in Their Cages	12
40-41	Where They Work	13
42-43	Gloria Dump's Bottle Tree Craft	14
44-46	Being a Good Listener	15
47-49	The Civil War	16
50-51	Sweet vs Sour Sort	17
52-54	Melancholy	18
55-56	Was It Fair?	19

Christa Joy, Special Needs for Special Kids
 The Picture Communication Symbols ©1981–2019 by Tobii Dynavox. All Rights Reserved
 Worldwide. Used with permission. Boardmaker® is a trademark of Tobii Dynavox


This novel unit has **26 different activities**. There are one or more activities for each chapter. These activities are **NOT** comprehension-based. So, even if your students do not pay attention, they can still complete the activity.

Help Get the Animals Back
in the Right Cage



Help Get the Animals Back
in the Right Cage


Differentiated Version



For example, students will find the best-shaped cage for each animal that has escaped.

This mirrors the actions that occur in Chapter 12.

There is a differentiated version with the image of the animal for students to match to.



A white mobile home is parked on a grassy lot with scattered brown leaves. In the foreground, a white sign with red text that says "FOR SALE" is leaning against a tire. The background shows bare trees and a clear blue sky.

Each time you finish a chapter, there will be an activity your students can do.

The activity will relate to something that occurred in the chapter.

These are cut-and-paste activities that are supported with pictures.

Optional: Quiz student's comprehension by having them answer 3 multiple-choice questions about that chapter.

Suggestions for Use

- I made this unit to go along with the book, *Because of Winn-Dixie* by Kate DiCamillo.
- The thought is that you would be reading it aloud to your class at a rate of about 10-15 pages or one chapter per day.
- Be sure to give each student their own copy of the story board (pg. 8) to use while reading and discussing the story.
- Benefits of reading out loud, even to classes made up of severely affected students:
 - Teaches students to sit quietly even when there isn't something for them to do. This is such an important life skill. We all have to spend time sitting and listening to someone we are not that interested in at some point.
 - Parents will LOVE you. Not only will they be excited their child is being exposed to age appropriate material, but you are teaching them how to sit quietly, which will hopefully transfer to home as well.
 - Even with your lowest level learners, you will have 1 or 2 that will truly enjoy the story.
 - It can be a calming experience to sit and listen to the teacher read in a methodical way.

Suggestions on how I found this activity worked best in my classroom are provided. I typically had 6-8 students with one adult assistant in the room with me.

Because of Winn-Dixie Literacy Unit for Special Education

By
Christa Joy
Special Needs for Special Kids



This entire novel unit comes in 2 separate files. One is completely in color and one is completely in black and white.

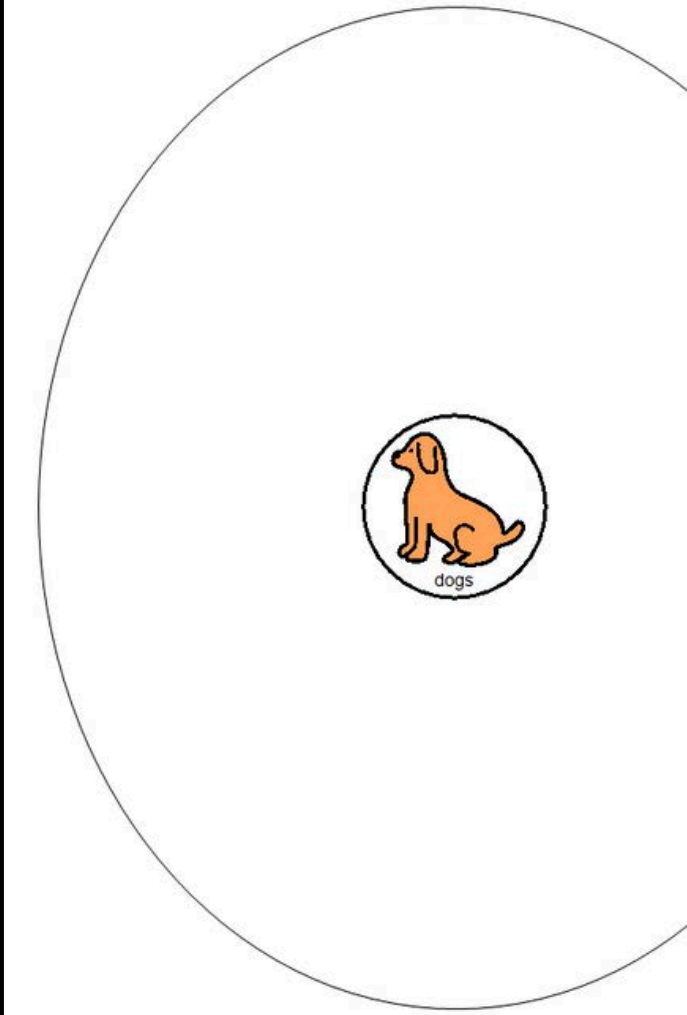


Story Board : to use while reading and for class discussions. Laminate and make 1 copy for each student.

This unit comes with a vocabulary board.

Vocabulary boards are great for ALL students to assist with participation and engagement in group discussions.

Tips on how to use in the unit!!














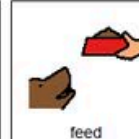


CH 2

Christa Joy, Special Needs for Special Kids
 The Picture Communication Symbols ©1981-2019 by Tobii Dynavox. All Rights
 Worldwide. Used with permission. Boardmaker® is a trademark of Tobii Dyn

Errorless version

Dog circle map: Cut apart the pictures place in circle map on previous page.

 fur	 tail	 smile	 bark	 paw
 puppy	 dog food	 drink water	 friendly	 leash
 like bones	 pets	 dog house	 feed	

Dog circle map: Cut apart the pictures place in circle map on previous page **ONLY IF** they relate to dogs.

 fur	 live in a zoo	 smile	 bark	 paw
 puppy	 dog food	 drink water	 eat fruit	 leash
 like bones	 pets	 live in the ocean	 feed	 fly
 hop	 tail	 dog house	 friendly	 color

There are circle maps in this unit. Circle maps are a great way for students to see a big idea.













What a tree needs to grow



Errorless version

Cut apart and place in circle map on previous page.

 water	 sun	 time	 soil	 wind
 roots	 rain	 carbon dioxide	 nutrients in soil	 special care


Cut apart and place in circle map on previous page **ONLY IF** you think it is something a tree needs to grow.

 giraffe	 French fries	 time	 soil	 wind
 roots	 rain	 carbon dioxide	 cake	 special care
 water	 sun	 markers	 nutrients in soil	 bird house

Each circle map comes with 2 choices:

An errorless option with only correct answers

An option that has wrong answers mixed in students will need to set aside.






Wild animals versus tame animals or pets. Cut apart and sort into the correct column on previous page. Use color coding for differentiation as needed.



There are sorting activities.

Directions on how to add color coding or a separate differentiated version is included.


Cause and Effect Certain actions cause things to happen.
How did Opal end up with a dog?



There are matching activities.

Directions on how to add color coding or a separate differentiated version is included.

Cause and Effect: Cut apart the pictures and match to the cause on previous page.



Saving money can be hard. Fill in the chart below to see how much money you would have to save to buy these items.

 \$
 candy bar

 \$ \$
 magazine

 \$ \$ \$
 dog toy

 \$ \$ \$ \$
 video game

 \$ \$ \$ \$
 cell phone

 \$ \$ \$ \$
 car



When you see someone, it is nice to say hello. Put the pictures in the order you would say hello.

Cut apart and place in correct order above.


smile










shake hands



walk up










hold out hand


You may want to have your students role play this. Determine what feels like the best sequence of events for them.






You are throwing a party. Write how many of each item you need in the box if every person gets **one**?













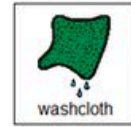
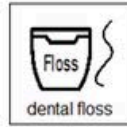




Because there are so many activities, you can choose the ones that fit your students the best.

1. What did Opal use to clean Winn-Dixie's teeth?



2. What happened to Opal's mom?



3. How many things does Opal want the preacher to tell her about her mom?

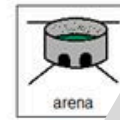
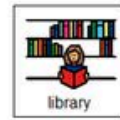


This unit does come with comprehension questions. There are 3 questions for every chapter.


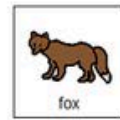
Each question has 3 picture choices. They are in color and black and white.

Answer key included!!

1. Where is Opal in this chapter?



2. What does Miss Frannie think Winn-Dixie is?



3. Who is Opal's first friend?

