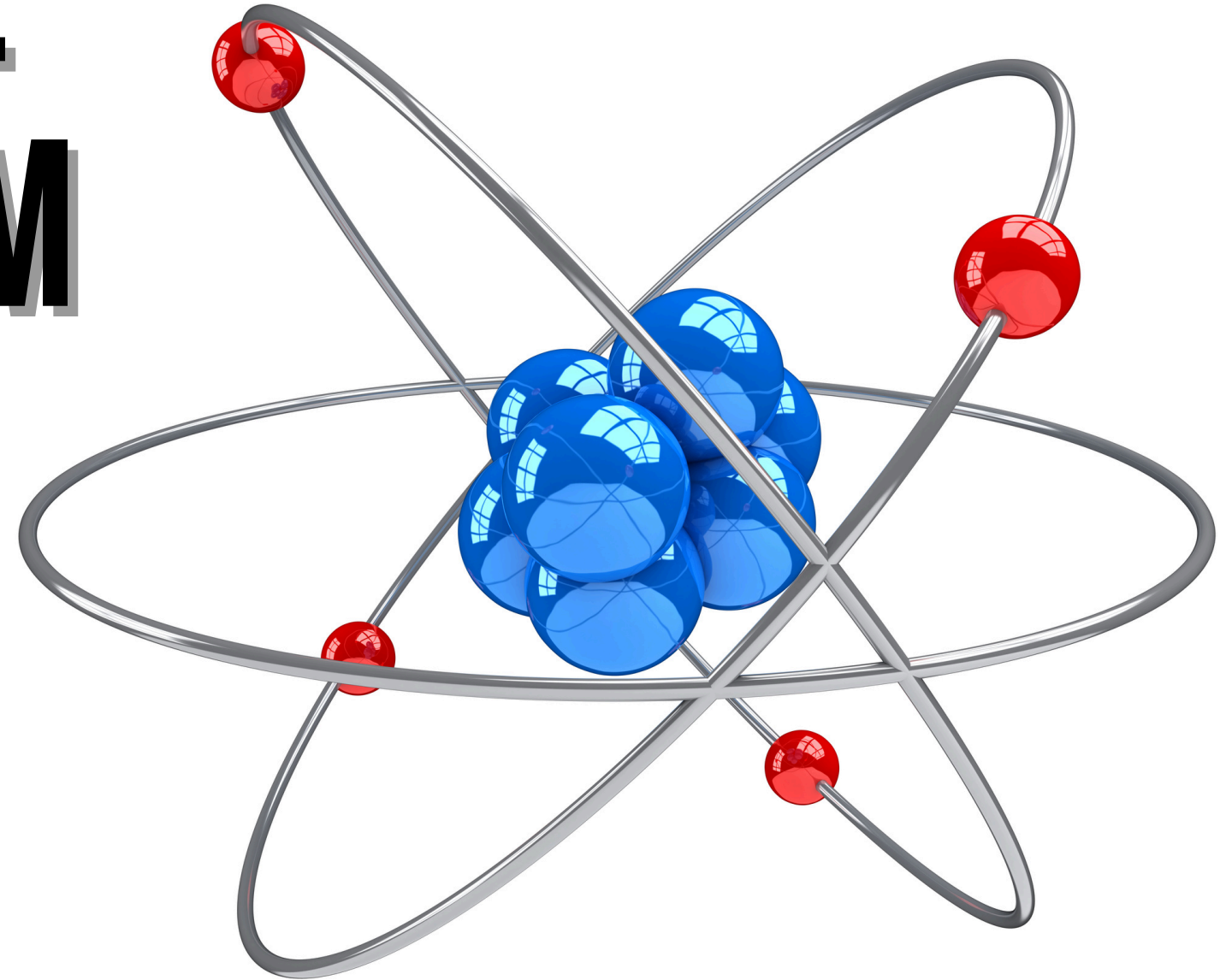



SPECIAL ED

THE ATOM



MAKING CHEMISTRY ACCESSIBLE TO ALL LEARNERS

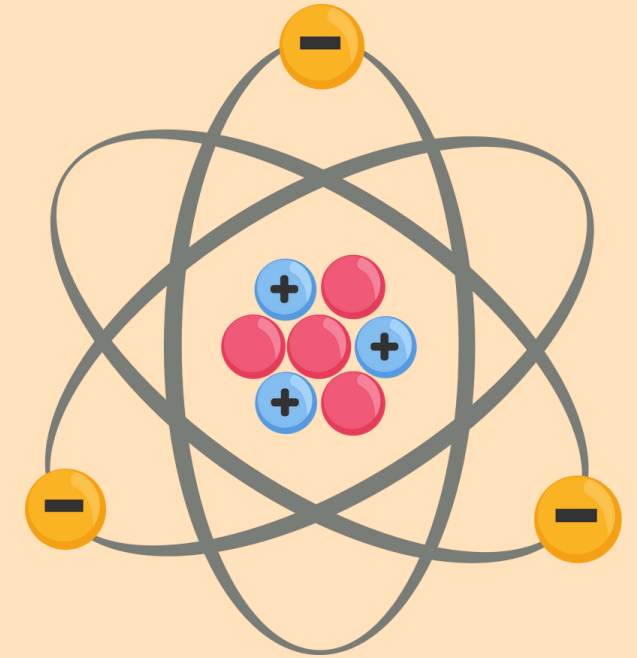


For students who:

- are emerging or non-readers
- take alternate assessments
- are in special education
- short-attention span
- lack pre-requisite skills
- benefit from the use of pictures for support
- middle/high school

What's Included

- 📖 11 days of Lesson Plans
- 🖥️ PowerPoint & MP4 Video
- 📋 Vocabulary Activities
- 📏 Worksheets & Graphic Organizers:
 - ✅ Circle Maps
 - ✅ Labeling activities
 - ✅ Sorting activities
 - ✅ Making an atom model (2D and 3D)
 - ✅ Assessments
 - 💻 Digital Activities



**Scroll
down
to see
MORE!!**

Lesson Plan

The **lesson plans** contain:

- ✓ Overall tips for teaching students with significant needs
- ✓ A quick look at what you will do each day
- ✓ Detailed instructions on how that day's lesson should run

Quick Look

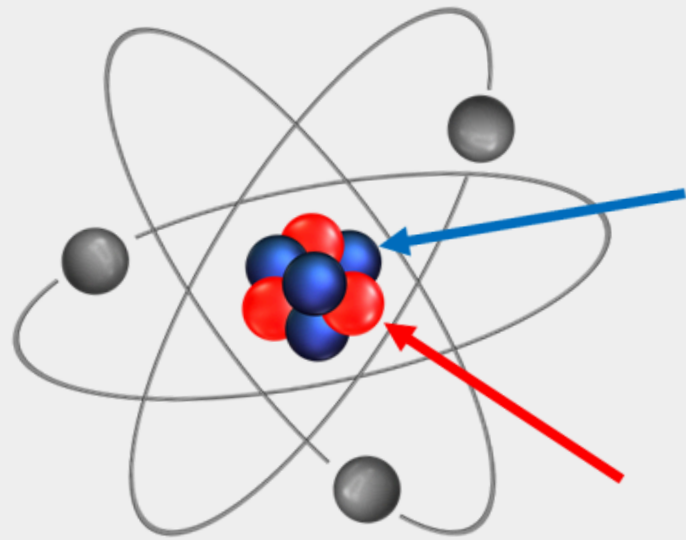
Day	Activity
1	<ul style="list-style-type: none"> • PowerPoint • Vocab cards activity • Circle map
2	<ul style="list-style-type: none"> • PowerPoint • Vocab cards activity • Sorting activity
3	<ul style="list-style-type: none"> • PowerPoint • Vocab cards activity • Labeling activity
4	<ul style="list-style-type: none"> • PowerPoint • Vocab cards activity • Bonds Venn Diagram
5-6	<ul style="list-style-type: none"> • PowerPoint • Vocab cards activity • 2D models
7	<ul style="list-style-type: none"> • PowerPoint • Vocab cards activity • Make an atom model
8	<ul style="list-style-type: none"> • PowerPoint • Vocab cut and paste
9	<ul style="list-style-type: none"> • PowerPoint • Vocab cut and paste
10	<ul style="list-style-type: none"> • PowerPoint • Vocab cards activity • Close worksheets
11	<ul style="list-style-type: none"> • Assessment

Day 2

Activity	Notes	Materials
Read or listen to a recording of the book (15 minutes)	<ul style="list-style-type: none"> • Read through the story, asking lots of questions • Continue to make connections between book and vocabulary board 	<ul style="list-style-type: none"> • Book • Vocabulary board
Vocabulary cards I Spy Game (10 minutes)	<ul style="list-style-type: none"> • I play this game, or variations of it the first few days <ul style="list-style-type: none"> ◦ Determine how many cards your students can handle in front of them. This can vary, some students may be able to have all the cards, so may only be able to handle a field of 3-5 • Since this is the first time playing this game, I make it easy. Hold up a card, and have students find the matching one and hold it up • Discuss relevant points on the card <ul style="list-style-type: none"> ◦ You can also play this game in this manner having them find the symbol on their vocabulary board 	<ul style="list-style-type: none"> • Vocabulary cards (student set and teacher set) • Vocabulary board
Circle map review (5 minutes)	<ul style="list-style-type: none"> • Review the circle map completed yesterday 	<ul style="list-style-type: none"> • Circle map completed yesterday
Labeling activity (10 minutes)	<ul style="list-style-type: none"> • Do the labeling activity of the parts of the atom • Choose the best version either using words or picture symbols • You can also add color coding as needed 	<ul style="list-style-type: none"> • Labeling activity • Scissors • Glue
Sharing (10 minutes)	<ul style="list-style-type: none"> • Each student shares their circle map with the group using the communication method of their choice 	<ul style="list-style-type: none"> • Completed circle maps • Communication devices

PowerPoint

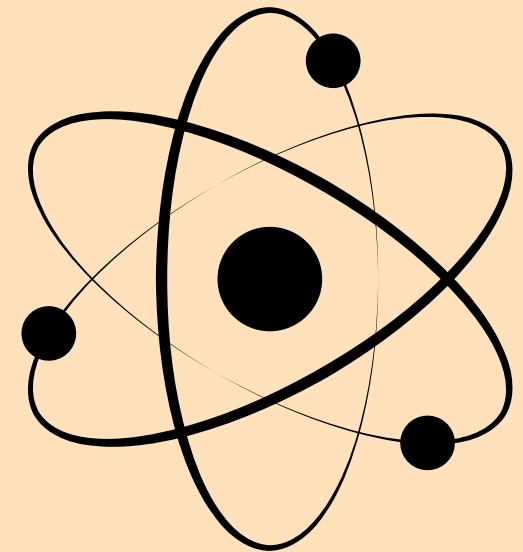
In the nucleus, you find the **protons** and **neutrons**.




Christa Joy, Special Needs for Special Kids

47 slide **PowerPoint** using photos and simple text.

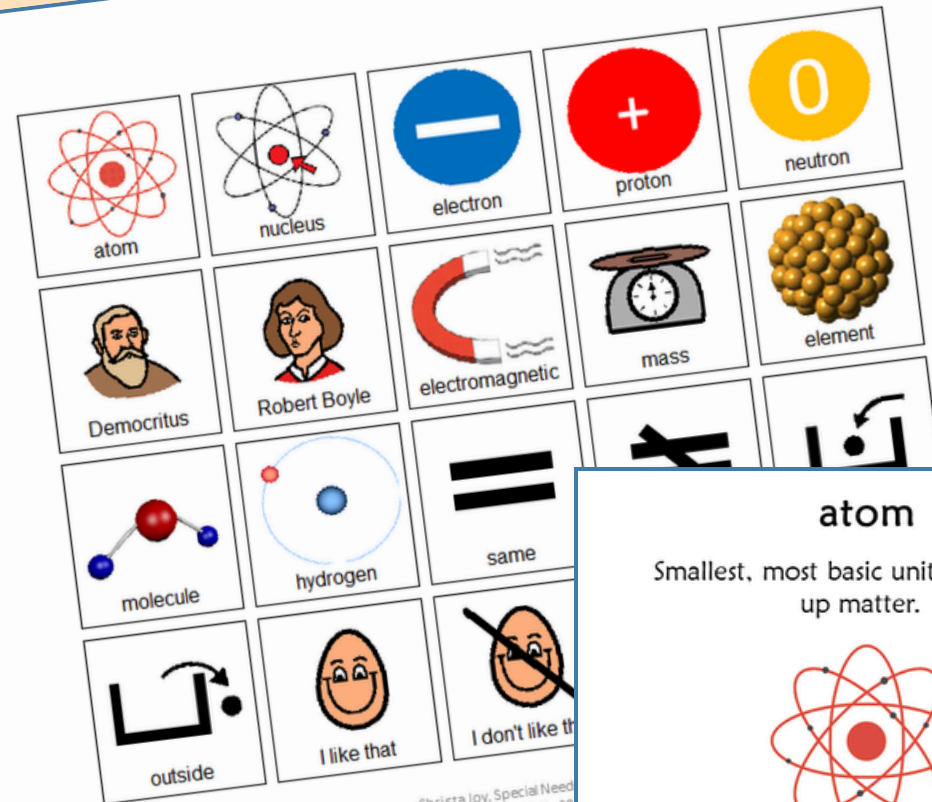
- ✓ PowerPoint
- ✓ mp4 video file



Vocabulary

 This unit comes with a vocabulary board and vocabulary cards.

- Improve **participation**.
- Increase **engagement** in group discussions.
- Daily group activities.



Christa Joy, Special Needs
The Picture Communication Symbols ©1981-2018
Worldwide. Used with permission. Boardmaker

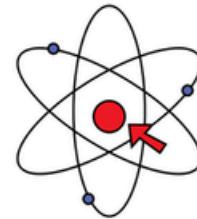
atom

Smallest, most basic unit that makes up matter.



nucleus

Center of the atom that contains protons and neutrons.



electron

Negatively charged particle in an atom that orbits around the nucleus.



proton









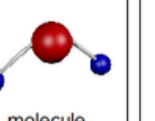
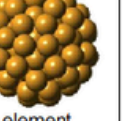
Positively charged particle in the atom found in the nucleus.

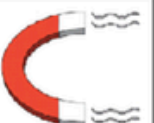







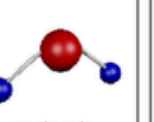








Christa Joy, Special Needs for Special Kids
The Picture Communication Symbols ©1981-2018 by Tobii Dynavox. All Rights Reserved
Worldwide. Used with permission. Boardmaker® is a trademark of Tobii Dynavox

Circle Map

The image shows a circle map for the word "atom". The word "atom" is written in a small circle in the center of a larger circle. To the right of the circle map are two boxes of icons for matching. The top box contains icons for: electromagnetic (magnet), nucleus (atom model), electron (blue circle with minus sign), proton (red circle with plus sign), neutron (yellow circle with 0), Democritus (bearded man), Robert Boyle (woman), mass (scale), molecule (two atoms), and element (cluster of atoms). The bottom box contains icons for: electromagnetic (magnet), huge (black blob), electron (blue circle with minus sign), can see with a microscope (microscope), neutron (yellow circle with 0), Democritus (bearded man), Robert Boyle (woman), mass (scale), molecule (two atoms), element (cluster of atoms), proton (red circle with plus sign), breakable (shattering object), heavy (weight), nucleus (atom model), and loud (person shouting).

 electromagnetic	 nucleus	 electron	 proton	 neutron
 Democritus	 Robert Boyle	 mass	 molecule	 element

 electromagnetic	 huge	 electron	 can see with a microscope	 neutron
 Democritus	 Robert Boyle	 mass	 molecule	 element
 proton	 breakable	 heavy	 nucleus	 loud

- ERRORLESS VERSION
- WRONG ANSWERS MIXED IN

Christa Joy, Sp
The Picture Communication Symbols
Worldwide. Used with permission

Sorting Activities

- THINGS MADE/NOT MADE OF ATOMS
- IONIC/COVALENT BONDS

atoms

no atoms

idea

rock

tree

time

dog

chair

light waves

dream

music

electricity

book

broccoli

punch

feelings

gravity

water

Christa Joy, SNSK
The Picture Communication Symbols ©1981–2020 by Tobii Dynavox. All Rights Reserved
Worldwide. Used with permission. Boardmaker® is a trademark of Tobii Dynavox

ionic

covalent

molecules

take electrons

give electrons

water

salt

elements

stable

electromagnetic force

share electrons

Christa Joy, SNSK
The Picture Communication Symbols ©1981–2019 by Tobii Dynavox. All Rights Reserved
Worldwide. Used with permission. Boardmaker® is a trademark of Tobii Dynavox

Labeling

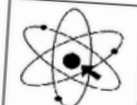



- WORDS
- PICTURES

A worksheet for labeling an atom diagram. The diagram shows a central nucleus with a '+' sign, surrounded by three electrons on elliptical orbits. Arrows point from four empty boxes to the nucleus, one electron, and two other parts of the atom. Below the diagram is a word bank with a dashed line separating it from the diagram.

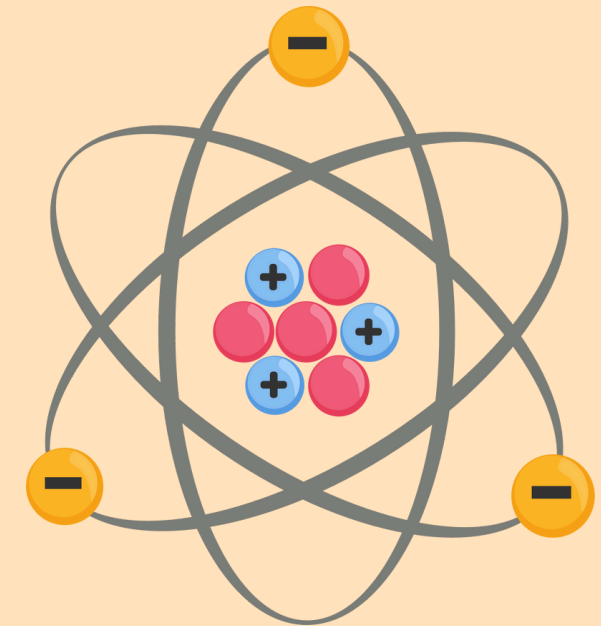
electron	proton
neutron	nucleus

Christa Joy, Special Needs for Special Kids
The Picture Communication Symbols ©1981-2018 by Tobii Dynavox. All Rights Reserved
Worldwide. Used with permission. Boardmaker® is a trademark of Tobii Dynavox

A worksheet for labeling an atom diagram. The diagram is identical to the one on the left. Below the diagram is a picture key with four boxes, each containing a symbol and a label: a nucleus symbol labeled 'nucleus', a grey circle with a '+' sign labeled 'proton', a grey circle with a '-' sign labeled 'electron', and a grey circle with a '0' sign labeled 'neutron'.

 nucleus	 proton	 electron	 neutron
--	---	---	--

Christa Joy, Special Needs for Special Kids
The Picture Communication Symbols ©1981-2018 by Tobii Dynavox. All Rights Reserved
Worldwide. Used with permission. Boardmaker® is a trademark of Tobii Dynavox

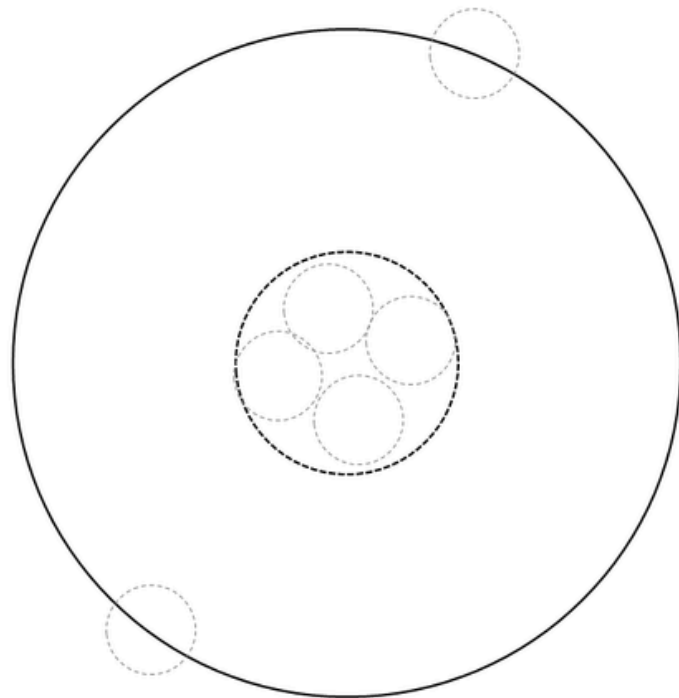


Build a 2D Atom

- 6 MODELS TO COMPLETE
- COLOR IN CUT & PASTE

Build a helium atom. It has two electrons, two protons, and two neutrons.

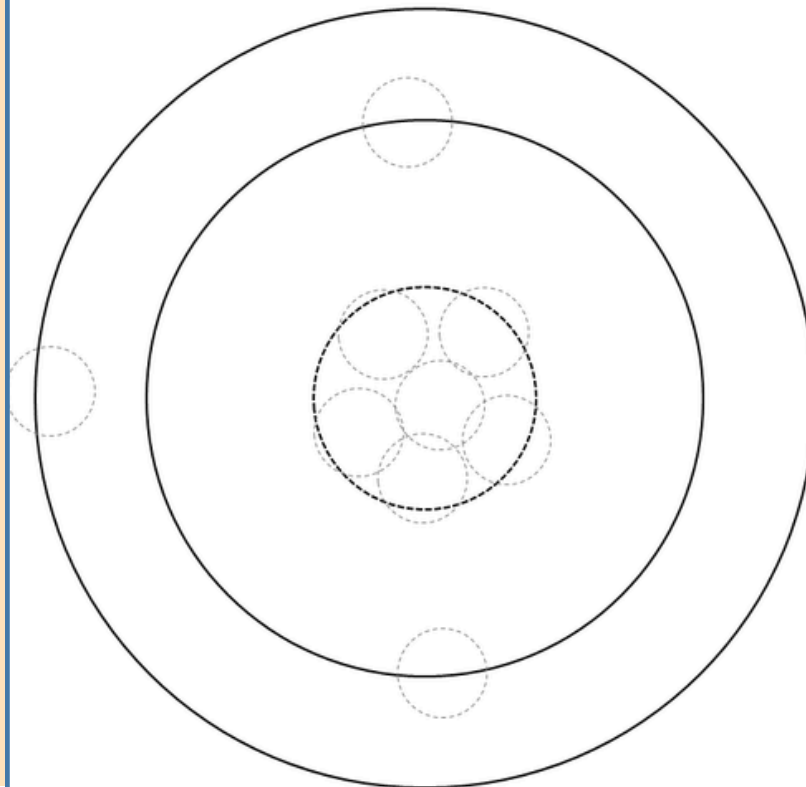
Helium Atom



Christa Joy, SNSK
The Picture Communication Symbols ©1981-2020 by Tobii Dynavox. All Rights Reserved
Worldwide. Used with permission. Boardmaker® is a trademark of Tobii Dynavox


Build a lithium atom. It has 3 electrons, 3 protons, and 3 neutrons.

Lithium Atom



Christa Joy, SNSK
The Picture Communication Symbols ©1981-2020 by Tobii Dynavox. All Rights Reserved
Worldwide. Used with permission. Boardmaker® is a trademark of Tobii Dynavox

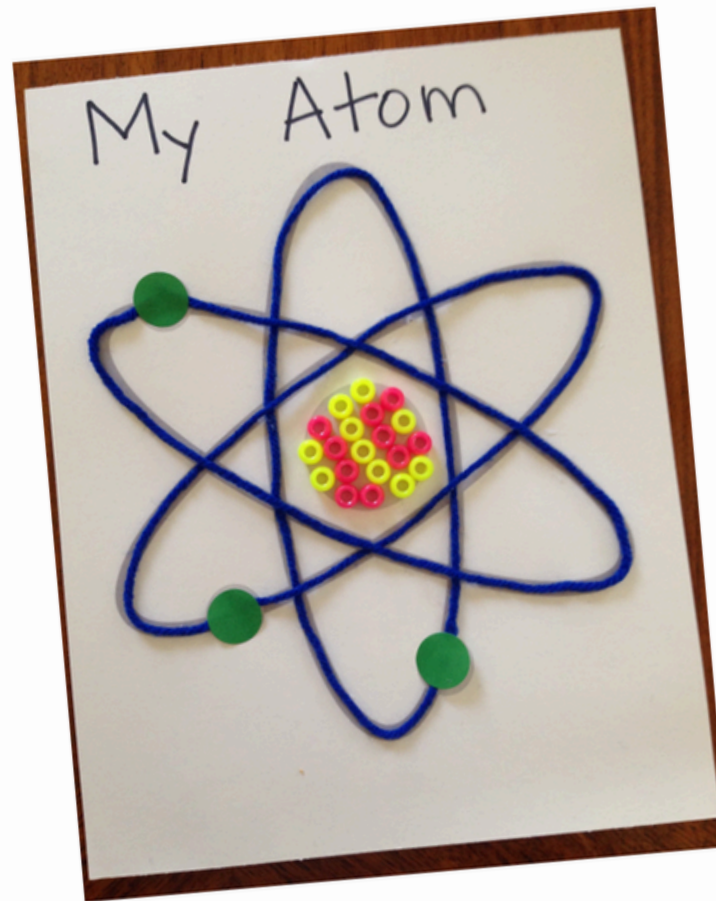
Electrons, protons, and neutrons to use to build 2D models.




Christa Joy, SNSK
The Picture Communication Symbols ©1981-2020 by Tobii Dynavox. All Rights Reserved
Worldwide. Used with permission. Boardmaker® is a trademark of Tobii Dynavox

Build a 3D Atom

Completed sample



- DIRECTIONS
- TEMPLATE



Assessment


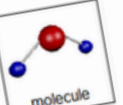









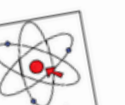



- QUIZ
- FINAL ASSESSMENT

The Atom

- The atom is the particle of matter.
- The is the center of the atom.
- rotate around the nucleus in orbits.
- The atoms stays together due to .
- Electrons have a charge.

Christa Joy, Special Needs for Special Kids
The Picture Communication Symbols © 1981-2018 by Tobii Dynavox. All Rights Reserved
Worldwide. Used with permission. Boardmaker® is a trademark of Tobii Dynavox

Version 1

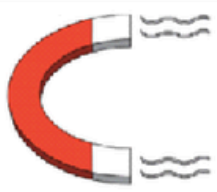


- What is the name of smallest unit of matter?
  
 atom molecule element
- True or False. The nucleus contains electrons.
  
 true false I don't know
- This force keeps an atom from flying apart:
  
 electromagnetic solar electric
- The inside of the atom contains:
  
 electrons marbles nucleus
- Particles in the atom that have a positive charge are:
  
 electrons protons neutrons

Christa Joy, Special Needs for Special Kids
The Picture Communication Symbols © 1981-2018 by Tobii Dynavox. All Rights Reserved
Worldwide. Used with permission. Boardmaker® is a trademark of Tobii Dynavox



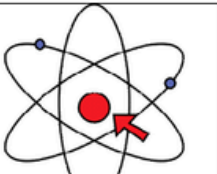
Version 2

Print onto cardstock or mount on index cards. Cut pictures apart and show student answer choices for each question.

Q 3

 electromagnetic	 solar	 electric
---	---	--

Q 4

 electrons	 marbles	 nucleus
--	--	--

Christa Joy, Special Needs for Special Kids
The Picture Communication Symbols © 1981-2018 by Tobii Dynavox. All Rights Reserved
Worldwide. Used with permission. Boardmaker® is a trademark of Tobii Dynavox

Digital Activities



- ✓ Provide extra practice
- ✓ Great independent work centers
- ✓ Include a differentiated set of slides
- ✓ Interactive

1. What is the name of smallest unit of matter?

atom molecule element

2. True or False. The nucleus contains electrons.

true false I don't know

3. This force keeps an atom from flying apart:

electromagnetic solar electric

4. The inside of the atom contains:

electrons marbles nucleus

5. Particles in the atom that have a positive charge are:

electrons protons neutrons

Place a circle on the correct answer.

Chista Joy, Sp
The Picture Communication Symbols
Worldwide. Used with permission.

Chista Joy, Special Needs for Special Kids
The Picture Communication Symbols ©2016-2020 by Todd Dynavox. All Rights Reserved
Worldwide. Used with permission. Boardmaker™ is a trademark of Todd Dynavox.

Day 2
differentiated

LABELING ATOMS
Move the labels on the right to the boxes on the left.

proton neutron nucleus electron


What teachers are saying

I love this activity for my special needs students. This is a great resource for my classroom.

These were great. I like the levels and differentiation—all done for me! My students found them engaging and stayed on task!

**SAVE MONEY AND GET THIS AS PART OF
THE CHEMISTRY BUNDLE.**

CLICK HERE



Christa Joy, M.Ed., DVM