Special Ed
WISHTREE
30 activities
5 questions/
5 chapters
Special Needs for Special Kids

These novel units are something I created and started using in my classroom. I had students with significant challenges and most were non-readers .They were the best thing I ever did, and my students LOVED them.

Table of Contents

Worksheet pages	Title	Chapter
5-6	Suggestions for use	
7	Story board	
8	Title and Author	
9-10	Who would trees talk to?	1
11-13	Some things about trees	2
14-15	3 Wishes	3
16-18	Different ways to communicate	6
19	What is a hollow?	7
20-21	Good and bad things that happen to trees	10
22-24	Things you could carve with	12
25-26	Homonyms	13
27-29	How to make someone feel welcome	14
30-32	Crepuscular animals	16
33-35	Things people worry about	18
36-38	What makes a good friend?	20
39-40	Match the home to each animal	21
41	Power of friendship	25
42-44	Things you can tie in a knot	27
45-47	Following rules	29

Christa Joy, Special Needs for Special Kids
The Picture Communication Symbols ©1981–2019 by Tobii Dynavox. All Rights Reserved Worldwide. Used with permission. Boardmaker® is a trademark of Tobii Dynavox

Table of Contents

Worksheet pages	Title	Chapter
48-49	I had a dream writing prompt	30
50-51	Similes	
52	Alone	
53-55	What loves means to me	
56-58	What is an immigrant?	
59	What is acceptance?	
60-61	What I hope for	38
62-63	Secrets ok and not ok to keep	41
64-66	Things that can be locked	44
67-68	Personification	45
69-70	Saying goodbye	46
71-72	In the Wishtree	49
73	What is an optimist	51
74-76	Additional novel units	
77-78	Terms of Use	

Christa Joy, Special Needs for Special Kids
The Picture Communication Symbols ©1981–2019 by Tobii Dynavox. All Rights Reserved Worldwide. Used with permission. Boardmaker® is a trademark of Tobii Dynavox

This novel unit has 30 different activities. These activities are NOT comprehension-based. So, even if your students do not pay attention, they can still complete the activity.



For example, there are a lot of animals that live in the wishtree. In this activity, students will cut out the pictures and add them to the tree. This is an errorless task.

Suggestions for Use

- I made this unit to go along with the book, *Wishtree* by Katherine Applegate.
- The thought is that you would be reading it aloud to your class at a rate of about 1-5 chapters per day.
- Be sure to give each student their own copy of the story board (pg. 7) to use while reading and discussing the story.
- Benefits of reading out loud, even to classes made up of severely affected students:
  - Teaches students to sit quietly even when there isn't something for them to do. This is such an important life skill. We all have to spend time sitting and listening to someone we are not that interested in at some point.
  - Parents will LOVE you. Not only will they be excited their child is being exposed to age appropriate material, but you are teaching them how to sit quietly, which will hopefully transfer to home as well.
  - Even with your lowest level learners, you will have 1 or 2 that will truly enjoy the story.
  - It can be a calming experience to sit and listen to the teacher read in a methodical way.

Christa Joy, Special Needs for Special Kids
The Picture Communication Symbols ©1981–2019 by Tobii Dynavox. All Rights Reserved Worldwide. Used with permission. Boardmaker® is a trademark of Tobii Dynavox

Suggestions for Use

- For students who need more structure, place the number of post-it notes in front of him/her that corresponds to the number of pages you intend to read. Remove a post-it as you finish each page. The visual will help lessen their anxiety.
- You will find 2 or more activities for each chapter. You will still have plenty to choose from and find those that fit best with your students.
- Differentiation:
  - For any activity, you can quickly differentiate for your lower level learners by using a color coding technique.
  - If sorting, outline each sorting category a certain color and them outline the corresponding pictures the same color.
  - Becomes a matching task.
- There are comprehension questions to accompany this unit. There are 5 questions for every 5 chapters with 3 picture answer choices. You will find these (in color and BW) in a separate file.

Christa Joy, Special Needs for Special Kids
The Picture Communication Symbols ©1981–2019 by Tobii Dynavox. All Rights Reserved Worldwide. Used with permission. Boardmaker® is a trademark of Tobii Dynavox

Suggestions on how I found this activity worked best in my classroom are provided. I typically had 6-8 students with one adult assistant in the room with me.

Color version

Wishtree

for Special Education

By

Christa Joy

Special Needs for Special Kids

Christa Joy, Special Needs for Special Kids
The Picture Communication Symbols ©1981–2019 by Tobii Dynavox. All Rights Reserved Worldwide. Used with permission. Boardmaker® is a trademark of Tobii Dynavox

This entire novel unit comes in 2 separate files. One is completely in color and one is completely in black and white.

This unit comes with a vocabulary board.

Vocabulary boards are great for ALL students to assist with participation and engagement in group discussions.

Tips on how to use in the unit!!

What are some things true about most trees?

Errorless version

Place the following pictures in the circle map on the previous page to show some things about trees.



CH 2

Christa Joy, Special Needs for Sp
The Picture Communication Symbols ©1981–2018 by T
Worldwide. Used with permission. Boardmaker® is

Place the following pictures in the circle map on the previous page ONLY IF it shows some things about trees.



There are circle maps in this unit.

Circle maps are a great way for students to see the big idea.



What are some things that you could carve the trunk of a tree with?

sharp

Errorless version

Place the following pictures in the circle map on the previous page to show some things sharp enough to carve with.



Place the following pictures in the circle map on the previous page **ONLY IF** it shows some things sharp enough to carve with.



Christa Joy, Special Needs for Special Kids
The Picture Communication Symbols ©1981–2018 by Tobii Dynavox. All
Worldwide. Used with permission. Boardmaker® is a trademark of To

Each circle map comes with 2 choices:

An errorless option with only correct answers

An option that has wrong answers mixed in students will need to set aside.

What are some good and bad things that can happen to trees?

good thing	bad thing

Sort into the correct column on the previous page. If you are not sure, put it on the middle line.

chopped down	disease	bird nest	tornado
squirrel	birds	lightning	worms
grow	drought	raining	fire
hurricane	fallen branch	sun	decorate

CH 10

Christa Joy, Spe
2019
pe

There are sorting activities.

Directions on how to add color coding for differentiation is included.





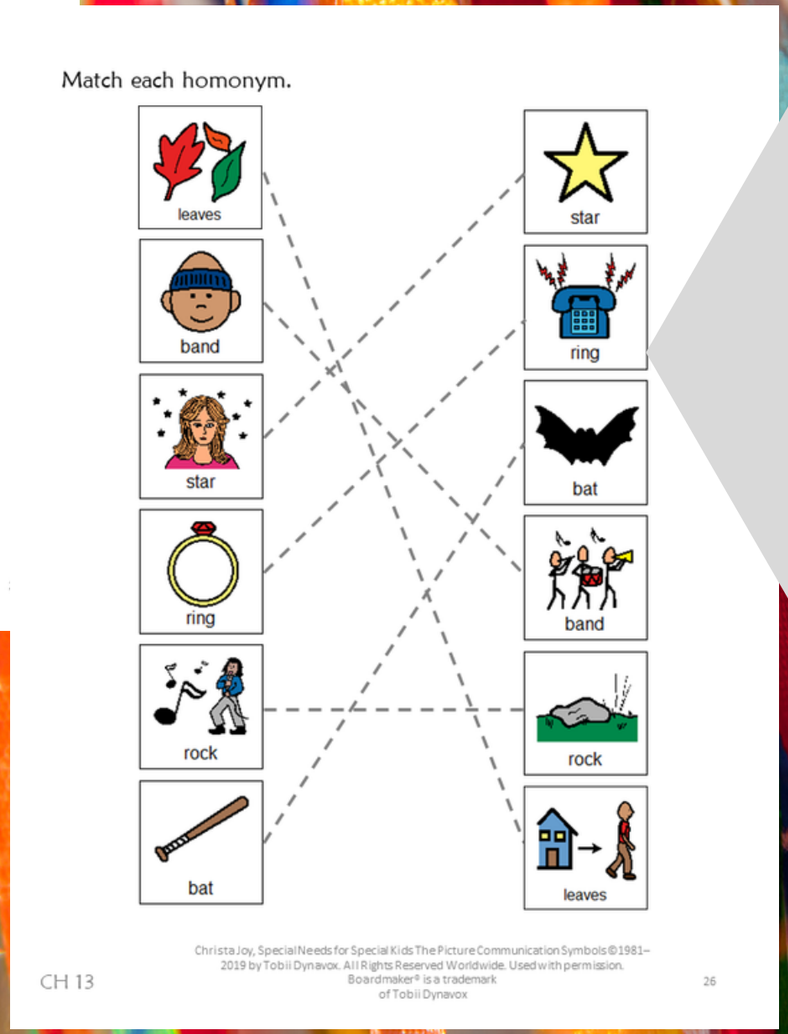

There are matching activities. Directions on how to add color coding for differentiation are included, or a differentiated version is included like this example.



There are writing prompts.
These are errorless activities that allow students to write a story independently.



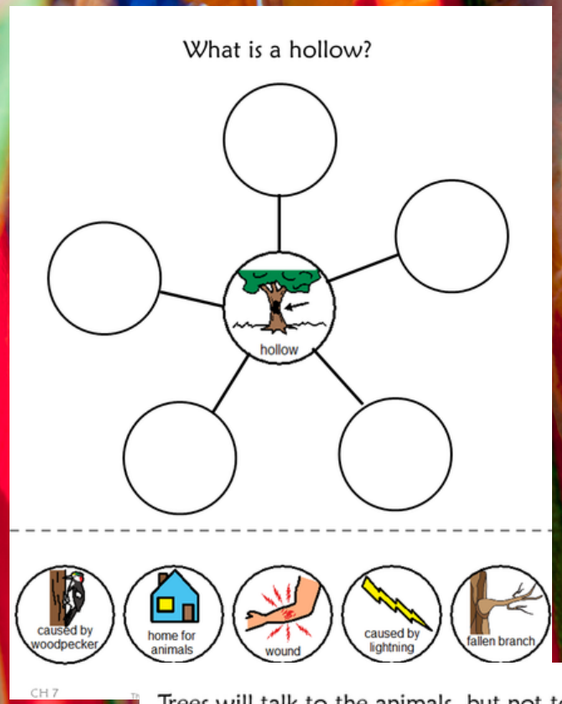

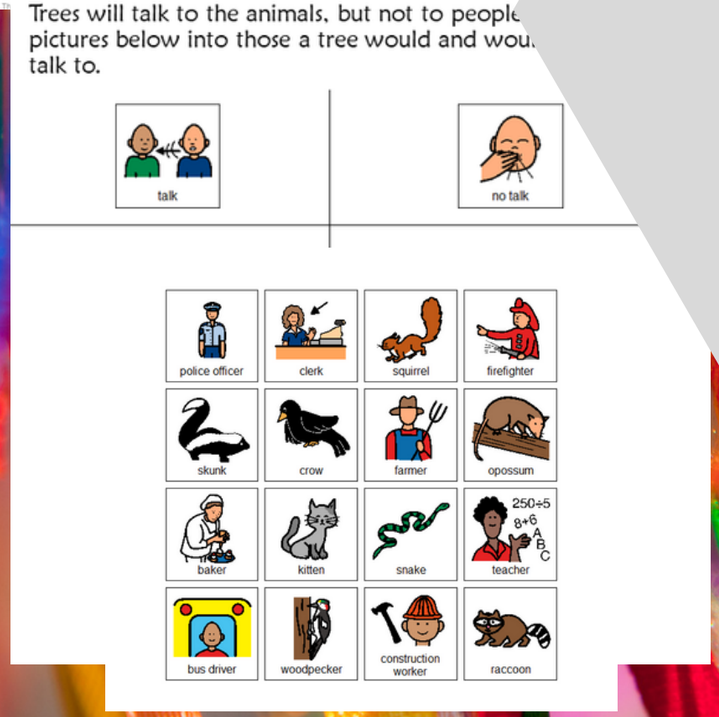

Because there are so many activities, you can choose the ones that fit your students the best.

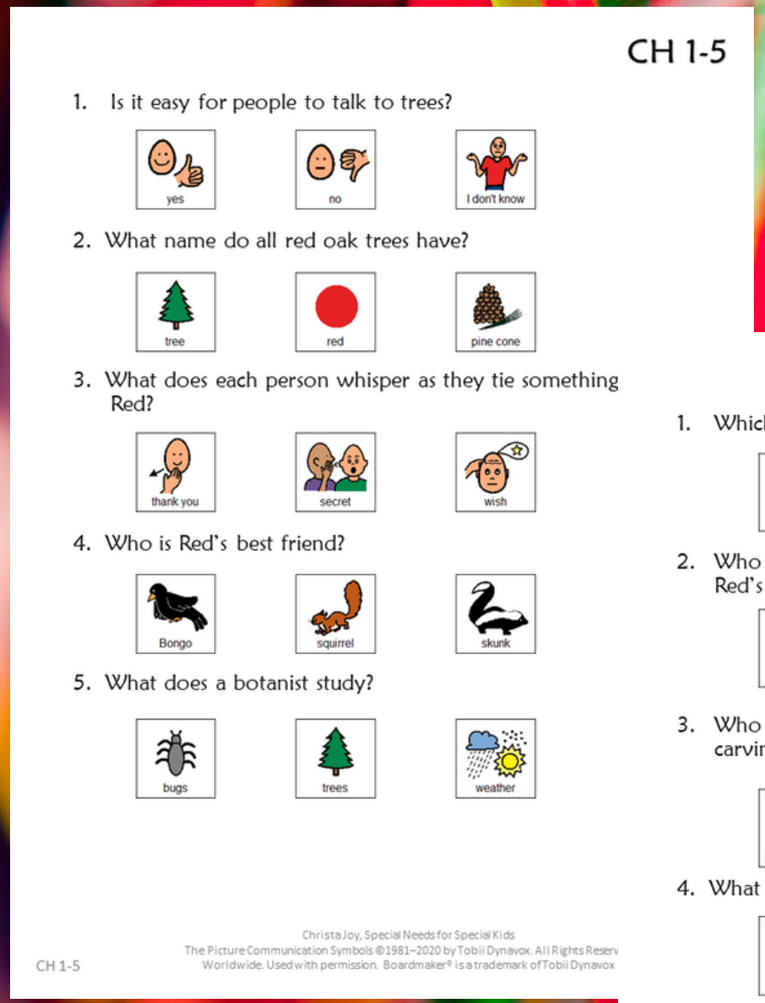

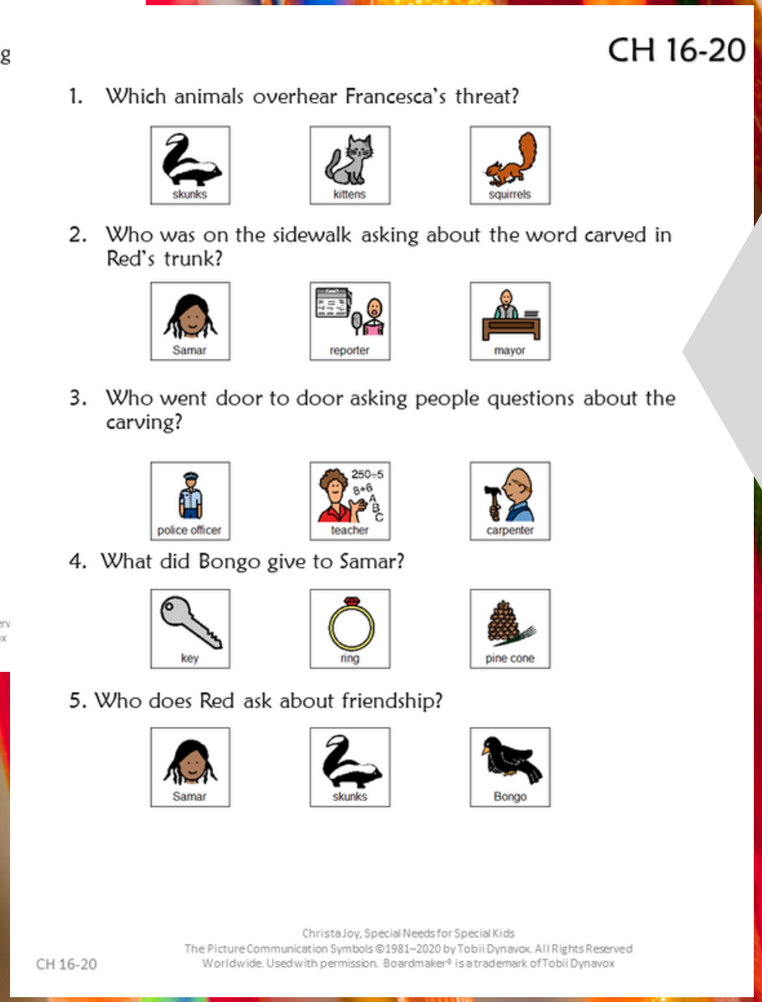

This unit does come with comprehension questions. There are 5 questions for every chapter. Each question has 3 picture choices. They are in color and black and white.

Answer key included!!

I realize there will be some students out there unable to do cutting activities. I have a blog post with ways to complete activities without a pair of scissors!!

Click Here to read more!!