

Special Ed

# DUCK FOR TURKEY DAY (FOR SPECIAL ED)



Special Needs for Special Kids



## ALSO INCLUDES 12 GOOGLE SLIDES





These literacy units are something I created and started using in my classroom. I had students with significant challenges and most were **non-readers**. This is a great way to expose all students to some great books.


## Table of Contents

Worksheet pages	Title
4-6	Story Board
7-12	Circle map
13-16	Word map: Thanksgiving around the world
17-21	Sorting meats versus vegetables
22-26	My perfect plate
27-31	Writing prompt
32-33	Terms of Use

In a separate file, there are directions and links to digital versions of these activities.

This unit has **33 pages plus 12 google slides.**  
There are 6 activities to go with this book as well as 10 comprehension questions.






This unit comes with a storyboard.


Storyboards are great for ALL students to assist with participation and engagement in group discussions.

Tips on how to use in the unit!!

Cut apart pictures and place in circle map about showing traditional Thanksgiving foods.
















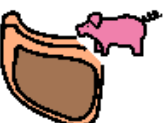



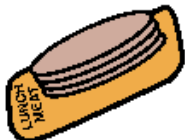


Cut apart pictures and place in circle map **ONLY IF** you think they are traditional Thanksgiving foods.




There is a circle map looking at traditional Thanksgiving foods here in the US. There is an option with wrong answers mixed in. (Although are there really any "wrong" foods for Thanksgiving dinner?)



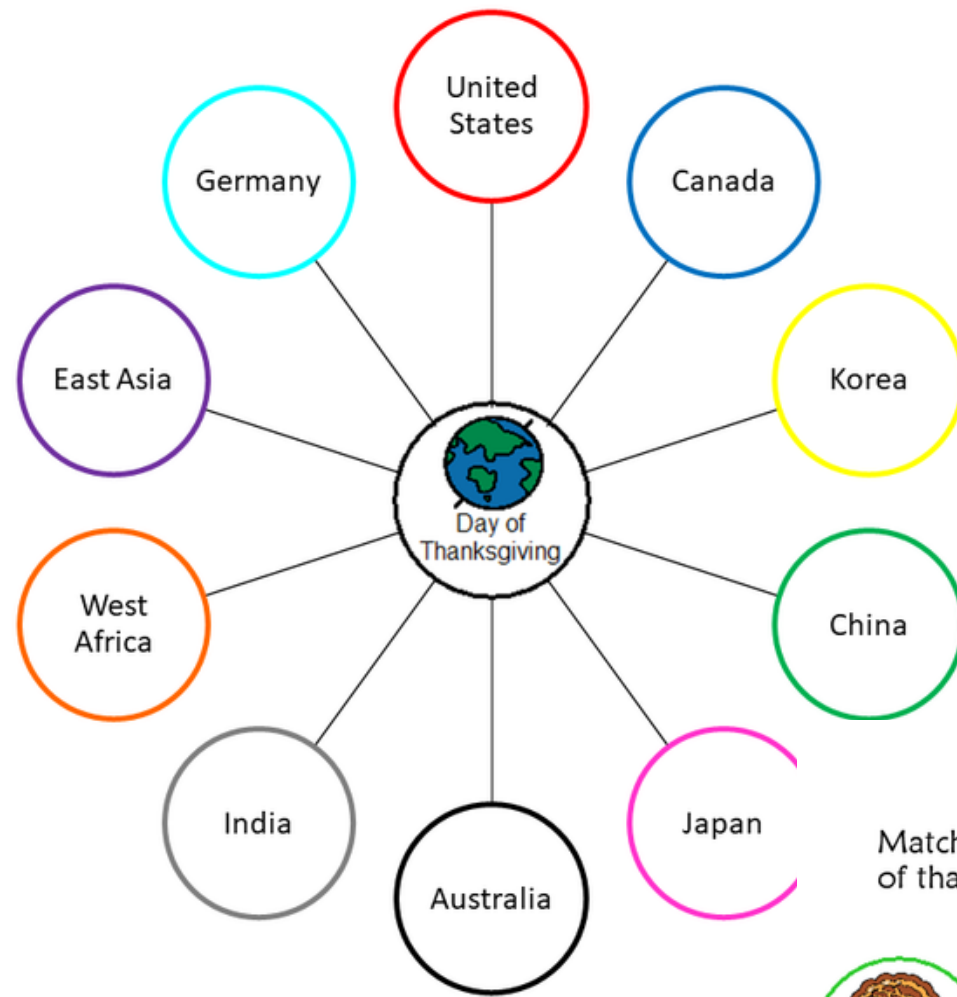
 salmon	 hot dogs	 berries	 apple	 meatball
 chicken	 banana	 broccoli	 hamburger	 lettuce
 tomato	 ham	 cucumber	 orange	 steak
 pork chop	 grapes	 string beans	 trout	 lunch meat

Students will sort things that are meat or fish and those that are fruit or vegetable.





Fill in the circles with Thanksgiving foods from around the world.




ChristaJoy, Special Needs for Special Kids  
The Picture Communication Symbols ©1981-2021 by Tobii Dynavox. All Rights Reserved.  
Worldwide. Used with permission. Boardmaker® is a trademark of Tobii Dynavox.


Match the food to the country that serves it for their day of Thanksgiving.




Students will explore different Thanksgiving traditions around the world. This activity is color-coded for more support.



Now that you have learned about all different types of Thanksgiving foods, what would you put on your perfect Thanksgiving plate of food?



Students will create their own perfect plate of Thanksgiving food either given the choices provided or using magazines.





## My Thanksgiving Tradition


We usually spend Thanksgiving at my .

comes for dinner.




Before dinner, we often .

We usually eat  for dinner.




For dessert, we have .

Christa Joy, Special Needs for Special Kids The Picture Communication Symbols ©1981-2018 by Tobii Dynavox. All Rights Reserved Worldwide. Used with permission. Boardmaker® is a trademark of Tobii Dynavox



Christa Joy, Special Needs for Special Kids The Picture Communication Symbols ©1981-2018 by Tobii Dynavox. All Rights Reserved Worldwide. Used with permission. Boardmaker® is a trademark of Tobii Dynavox

Students will write a story about their own family's Thanksgiving tradition.



Watch Duck for  
Turkey Day  
read aloud




There is a video of the  
book read aloud. This is  
a video from YouTube.







Place some of the pictures in circle map showing some food traditionally served at a Thanksgiving meal.



Christa Joy, Special Needs for Special Kids  
The Picture Communication Symbols ©1981–2019 by Tobii Dynavox. All Rights Reserved  
Worldwide. Used with permission. Boardmaker® is a trademark of Tobii Dynavox

There are digital versions of the activities included. Students click and drag the answers.



Place pictures in empty circles showing foods served during a day of thanksgiving around the world.



hristaJoy, Special Needs for Special Kids  
tion Symbols ©1981–2019 by Tobii Dynavox. All Rights Reserved  
th permission. Boardmaker® is a trademark of Tobii Dynavox

There are 2 sets, one that includes differentiation shown here.





I realize there will be some students out there unable to do cutting activities. I have a blog post with ways to complete activities without a pair of scissors!!

**[Click Here to read more!!](#)**