SPECIAL ED

SUSTAINABILITY

FOR HIGH SCHOOL

40 GOOGLE SLIDES

Special Needs for Special Kids

This unit was created with this guy in mind. He has autism and an intellectual disability. He is a non-reader, and loves the sound of piano keys. With some support he is able to do this unit, and enjoys the challenge. He is my tester!!

Table of Contents

Pages	Activity
4-55	Sustainability book
56-58	Vocabulary board
59-65	Vocabulary cards
66-79	Vocabulary cut and paste
80-102	Bingo cards
103-108	Circle map
109-139	Sustainability collages
140-147	Sorting activities
148-151	Writing prompt
152-164	Sudoku puzzle
165-166	Word search
167-172	Cloze worksheets
173-190	Assessment
191-192	Terms of Use

In separate files, you will find:

- Lesson plans
- Voice-recorded PowerPoint
- Directions and links to digital activities

This unit contains over 200 pages of material. I have included a detailed lesson plan to help you make the most of everything in this unit including how to add some group activities.

Sustainability Lesson Plan

Preparation

- Print out a vocabulary board for each student to use throughout unit
  - Laminate or place in page protector
- Book
  - Print out, laminate, and bind
  - OR your students can listen to the pre-recorded version
- Vocabulary cards
  - Print out a set of cards onto cardstock and laminate
  - Make one set for each student and one for the teacher to use in I Spy games
- Bingo cards
  - This unit comes with a set of Bingo cards.
  - They are in color and BW
  - Print on cardstock and laminate.
  - Suggestions for use included in unit.

Preassessment (do day 1 before starting lesson)

- Choose the form of the assessment that best fits the learning level of your students
- Give the assessment to assess what your students may already know
- I cannot emphasize enough how important this step is. If you want to see growth, this preassessment is so important!!

Teaching Tips

1. *Color Coding*: this is a really easy way to add more structure to a matching activity. Outline or color in an empty box or sorting label. Outline or color in the corresponding picture symbols the same colors. Becomes a color matching task.
   a. For more info, read more here: https://specialneedsforspecialkids.org/2015/09/05/using-color-coding-for-differentiation/
   b. I also have a blog post on differentiating one activity 3 ways: https://specialneedsforspecialkids.org/2018/10/22/differentiating-1-activity-3-ways-easily-and-effectively/

The lesson plans contain:

Overall tips for teaching students with significant needs

Quick Look

Day	Activity	Day	
1	• Book • Vocab cards activity • Circle map	8	• Book • Vocab cards activity • Sorting activity
2	• Book • Vocab cards activity • Sustainability collage	9	• Book • Vocab cards activity • Sorting activity
3	• Book • Vocab cards activity • Sustainability collage	10	• Book • Vocab cards activity • Writing prompt
4	• Book • Vocab cards activity • Sustainability collage	11	• Book • Vocabulary cut and paste • Sudoku puzzle
5	• Book • Vocab cards activity • Sustainability collage	12	• Book • Vocabulary cut and paste • Word search
6	• Book • Vocab cards activity • Sustainability collage	13	• Book • Vocab cards activity • Close worksheet
7	• Book • Vocab cards activity • Sustainability collage	14	• Assessment

The lesson plans contain:

A quick look at what you will do each day

Day 10

Activity	Notes	Materials
Read or listen to a recording of the book (10 minutes)	• Read through the story, asking lots of questions • Continue to make connections between book and vocabulary board	• Book • Vocabulary board
Vocabulary cards speed game (15 minutes) OR BINGO	• Place the finished vocabulary cards in the middle of the table • Either hold up or describe a card and the student who can find it first wins and keeps the card ○ The student with the most cards at the end is the winner	• Vocabulary cards • Vocabulary board
Sorting activity review (5 minutes)	• Review the sorting activity completed yesterday	• Activity complet yesterday
Writing prompt (10 minutes)	• Complete the writing prompt about what I can do for sustainability • Students can do more than one if desired • These are errorless • Can make more than one story	• Writing pro • Scissors • Glue
Sharing (10 minutes)	• Each student shares their story with the group using the communication method of their choice	• Completed story • Communication devices

The lesson plans contain:

Detailed instructions on how that day's lesson should run

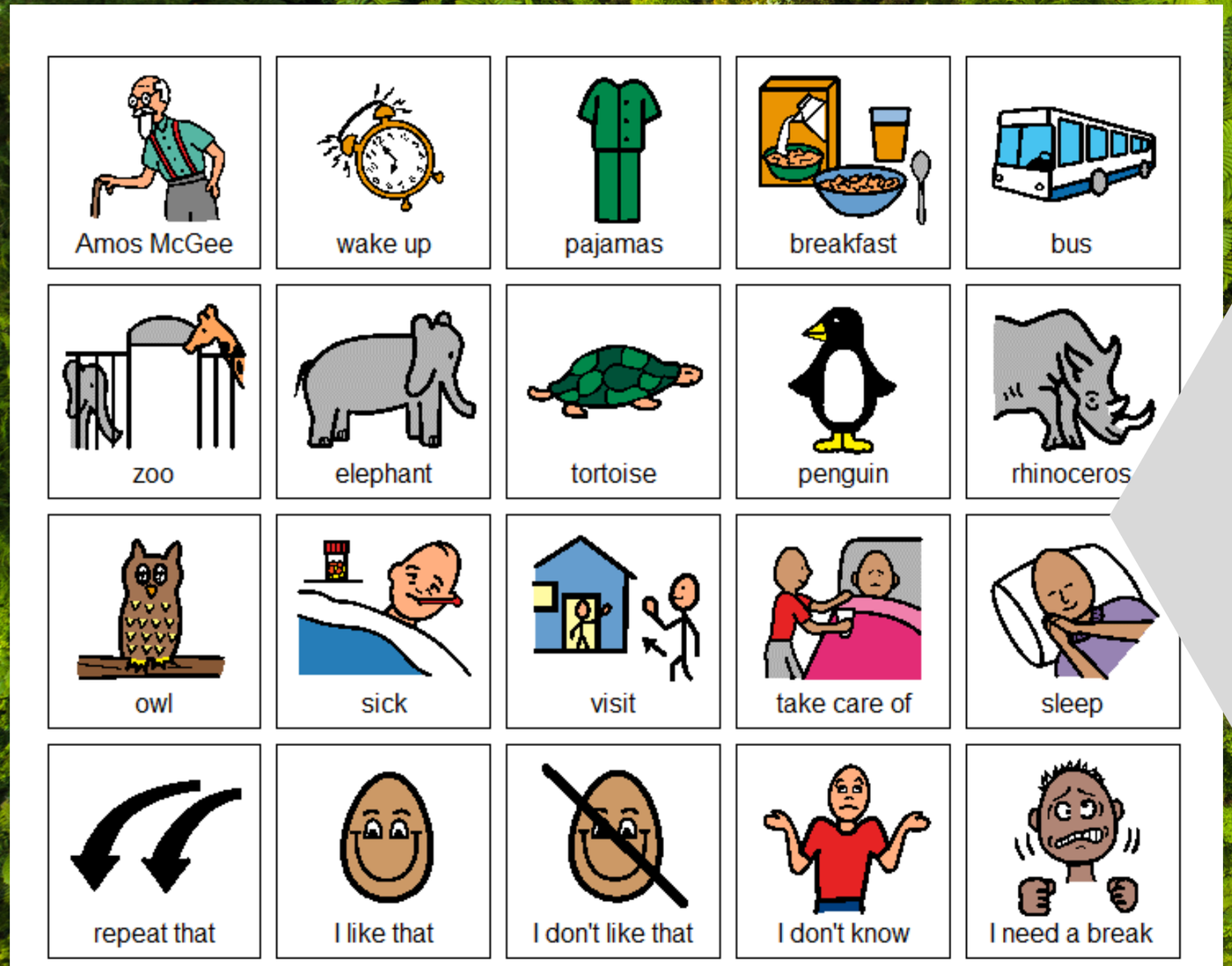

This unit comes with a vocabulary board.

Vocabulary boards are great for ALL students to assist with participation and engagement in group discussions.

Tips on how to use in the unit!!

There is a book with this unit using simple text and photos. It is 52 pages and is an overview of the effects of the human population on the earth.

Both come in pdf versions as well as a voice-recorded powerpoints (so you don't have to print it out.)

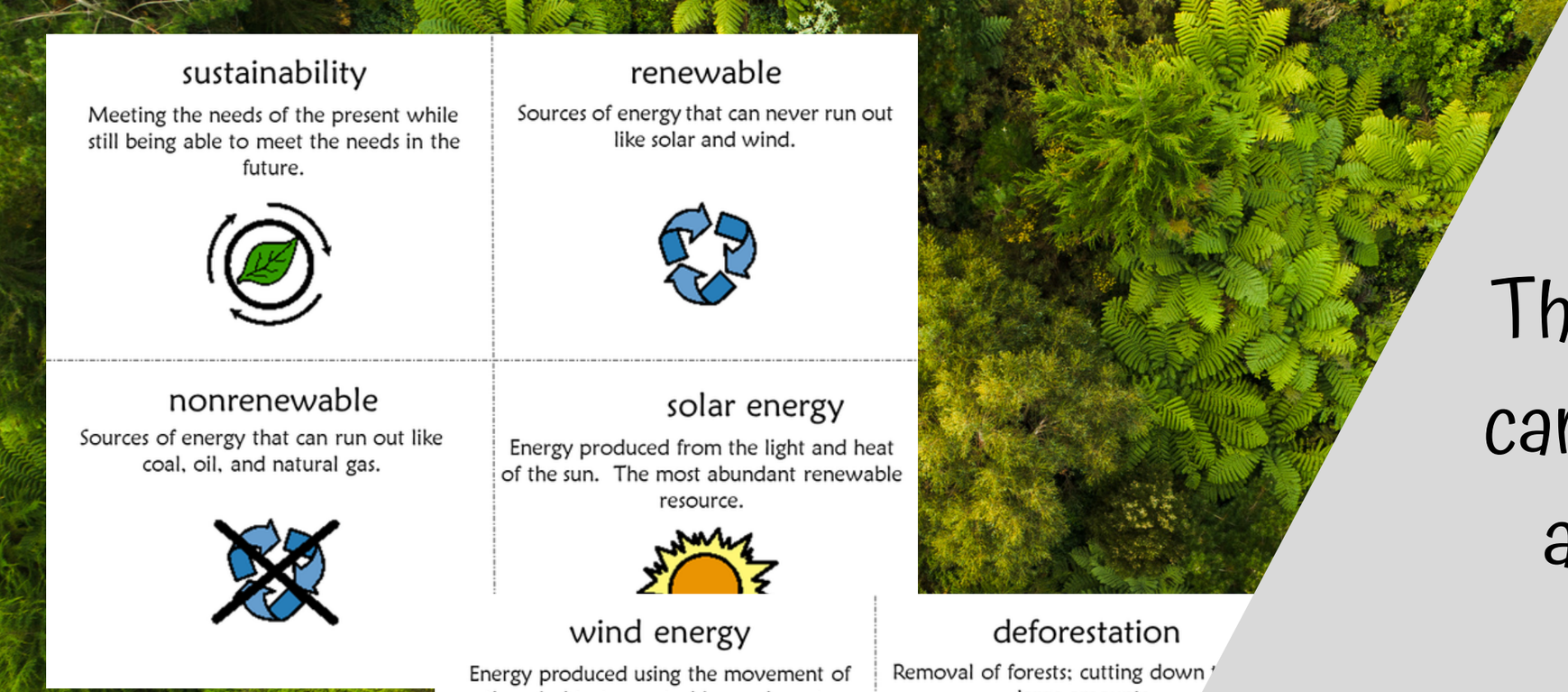

sustainability

Meeting the needs of the present while still being able to meet the needs in the future.

renewable

Sources of energy that can never run out like solar and wind.

nonrenewable

Sources of energy that can run out like coal, oil, and natural gas.

solar energy

Energy produced from the light and heat of the sun. The most abundant renewable resource.

wind energy

Energy produced using the movement of the wind to turn a turbine and create electricity.

deforestation

Removal of forests; cutting down large amounts.

Greenhouse effect

The gases in the earth's atmosphere that trap heat from the sun.

composting

Natural process of breaking down plant material into nutrient rich soil.

There are 12 vocabulary cards that come in color and black and white.

Included are suggestions for group activities to do with these each day.

sustainability

Meeting the needs of the present while still being able to meet the needs in the future.

renewable

Sources of energy that can never run out like solar and wind.

nonrenewable

Sources of energy that can run out like coal, oil, and natural gas.

solar energy

Energy produced from the light and heat of the sun. The most abundant renewable resource.

wind energy

deforestation

Greenhouse effect

composting

The gases in the earth's atmosphere that trap heat from the sun.
Natural process of breaking down plant material into nutrient rich soil.
Meeting the needs of the present while still being able to meet the needs in the future.

On days 12&13 there is an activity where students will match either the picture to the definition or the definition to the picture (harder).



Bingo cards

- Included are 10 Bingo cards in color and 10 Bingo cards in BW.
- Place the cards in page protectors or laminate for long term use.
- This is a great way to practice the new vocabulary included in this unit.
- Cut apart a set of the vocabulary cards to use as the calling cards.
- Options:
  - Show students the picture for them to match
  - Read the definition and see if students can find the matching picture
  - Work as teams
  - Vary the "winning" patterns.
    - Cover all
    - Cover corners
    - Row across or down
    - Cover the edges
  - Vary the ways to mark the card
    - Place in page protector or laminate and use dry erase marker
    - Stickers
    - Post-it notes
    - Dot markers

Christa Joy, Special Needs for Special Kids
The Picture Communication Symbols ©1981–2021 by Tobii Dynavox. All Rights Reserved Worldwide. Used with permission. Boardmaker® is a trademark of Tobii Dynavox

Sustainability

sustainable	renewable	solar energy	wind energy
earth	deforestation	greenhouse effect	pollution
composting	carrying capacity	biodiversity	extinction
pollinate	reuse	natural resources	future

Christa Joy, Special Needs for Special Kids
The Picture Communication Symbols ©1981–2021 by Tobii Dynavox. All Rights Reserved Worldwide. Used with permission. Boardmaker® is a trademark of Tobii Dynavox

Also included in this unit are 10 BINGO cards (in color and BW) to practice the vocabulary. There are suggestions for various ways to use them.

There is a circle map on the main facts about sustainability.

Circle maps are a great way for students to see the concept at a glance. There are 2 versions:

- One is errorless
- One has wrong answers mixed in students will have to set aside

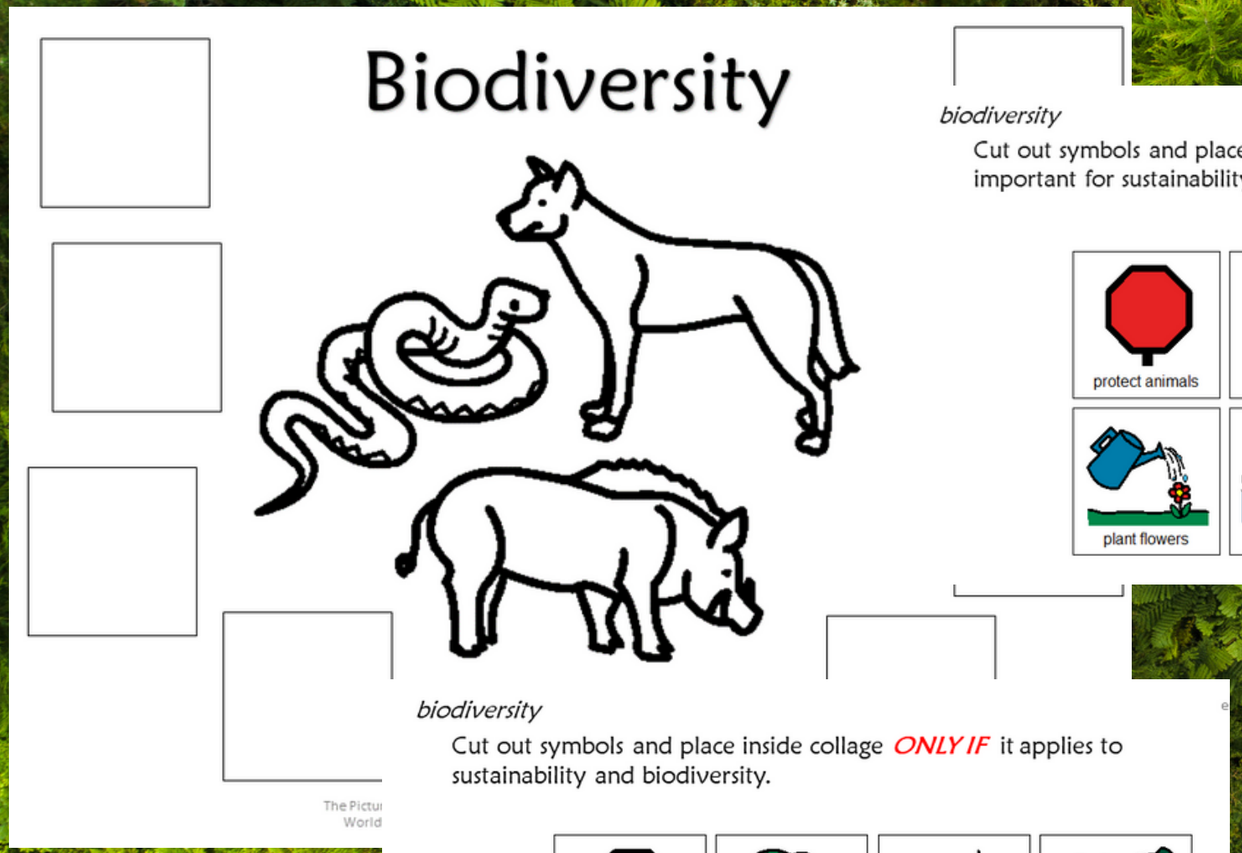

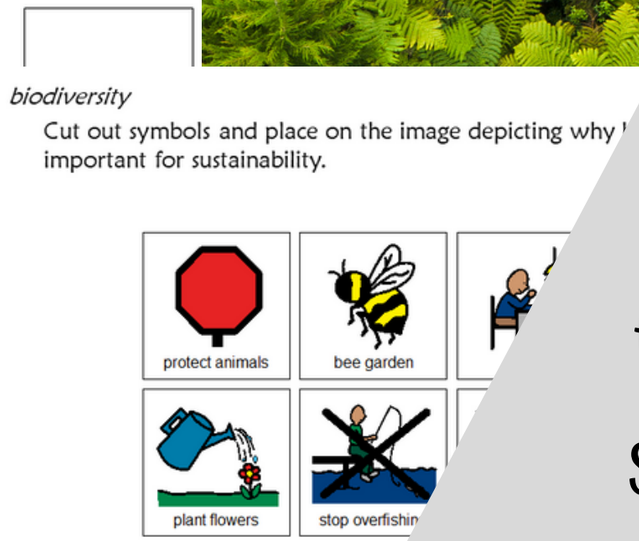

There are 6 collages that focus on different areas of sustainability. Each collage comes with an errorless version and one with wrong answers mixed in.





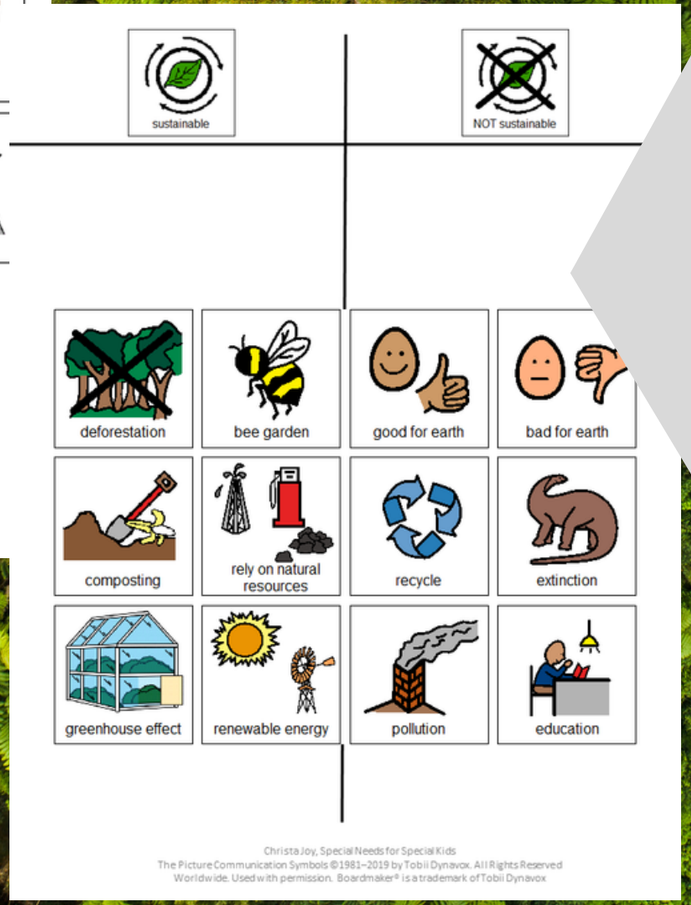

There are 2 sorting activities. One looks at renewable and nonrenewable energy sources. The other one looks at things that do and do not help with sustainability.

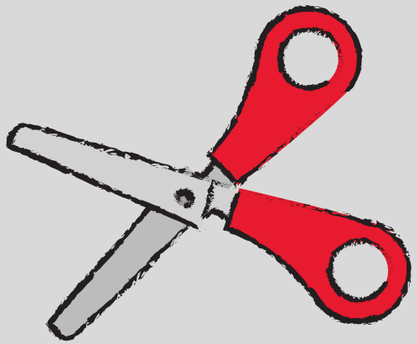

Sustainability

We all need to do [ ] to protect our earth.

[ ] can make a difference.

One thing I can do is [ ] .

It will keep the earth [ ] longer.

If we don't do something soon, it could be [ ] .

Christa Joy, Special Needs for Special Kids The Picture Communication Symbols ©1981–2019 by Tobii Dynavox. All Rights Reserved Worldwide. Used with permission. Boardmaker® is a trademark of Tobii Dynavox

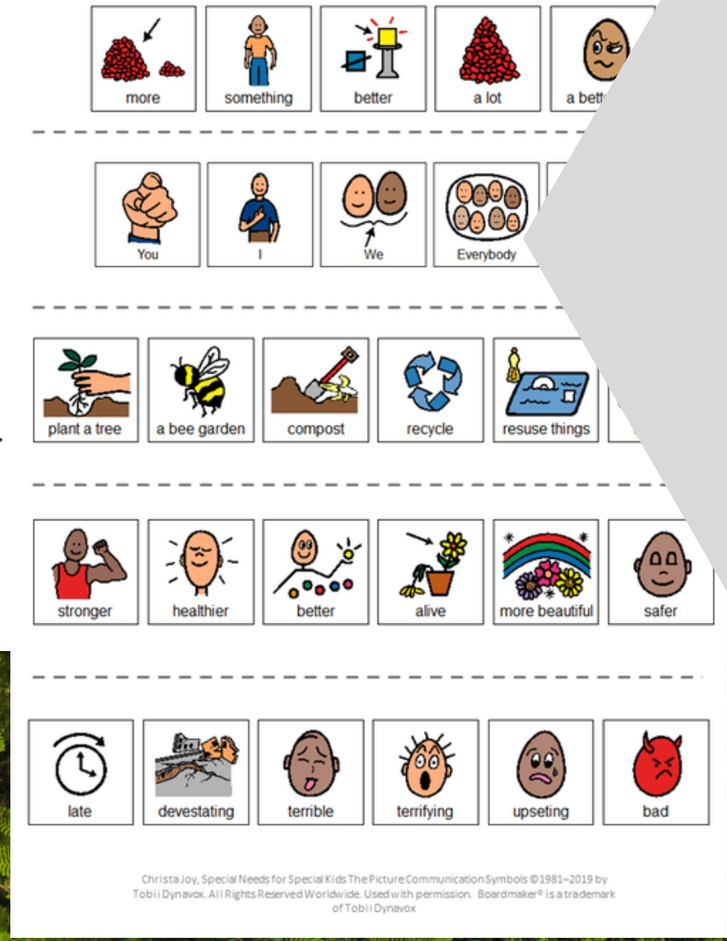

Christa Joy, Special Needs for Special Kids The Picture Communication Symbols ©1981–2019 by Tobii Dynavox. All Rights Reserved Worldwide. Used with permission. Boardmaker® is a trademark of Tobii Dynavox

There is a writing prompt where students write a story about what they can do for sustainability.



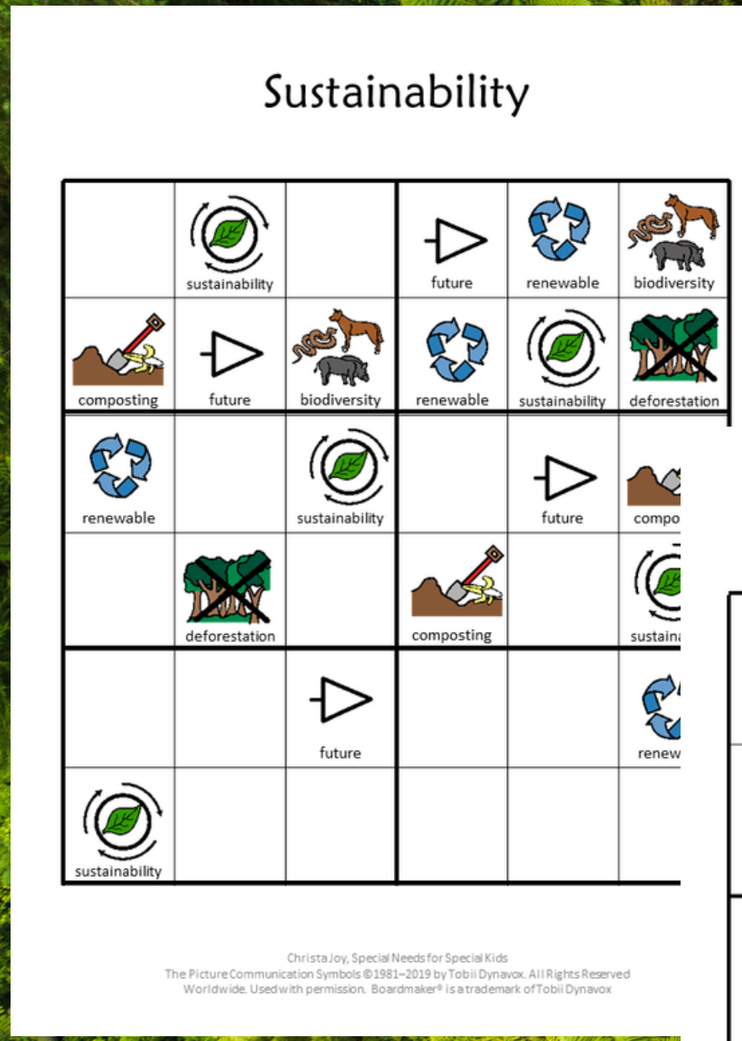

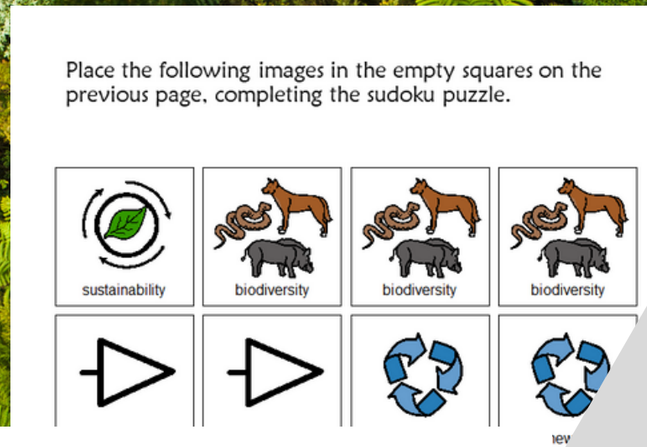

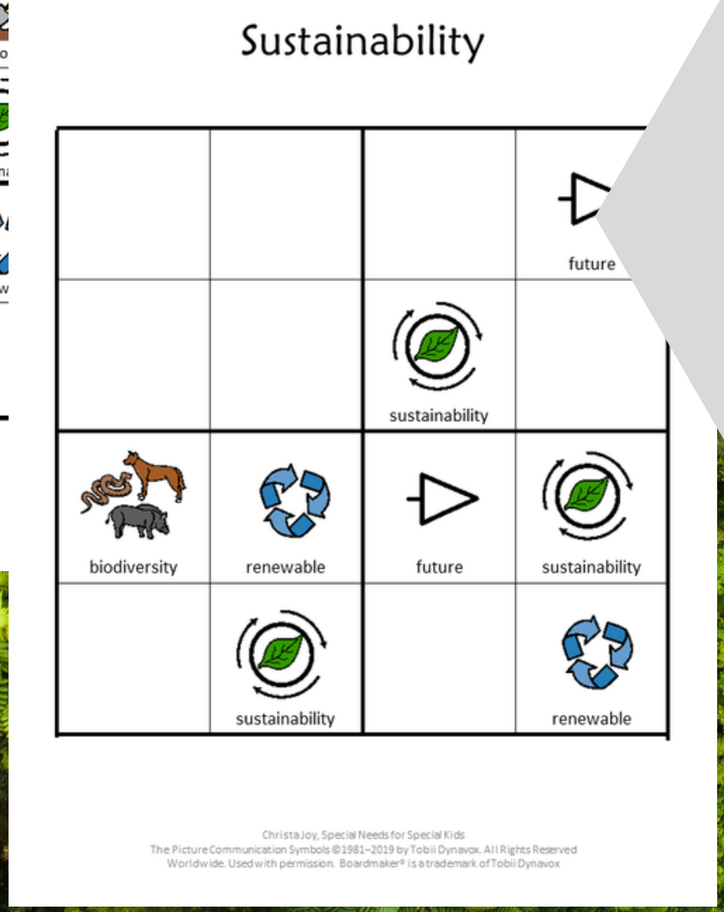

There is a Sudoku puzzle in this unit as well. This is a great way to work with the new vocabulary!!

There are 2 versions plus answer keys.

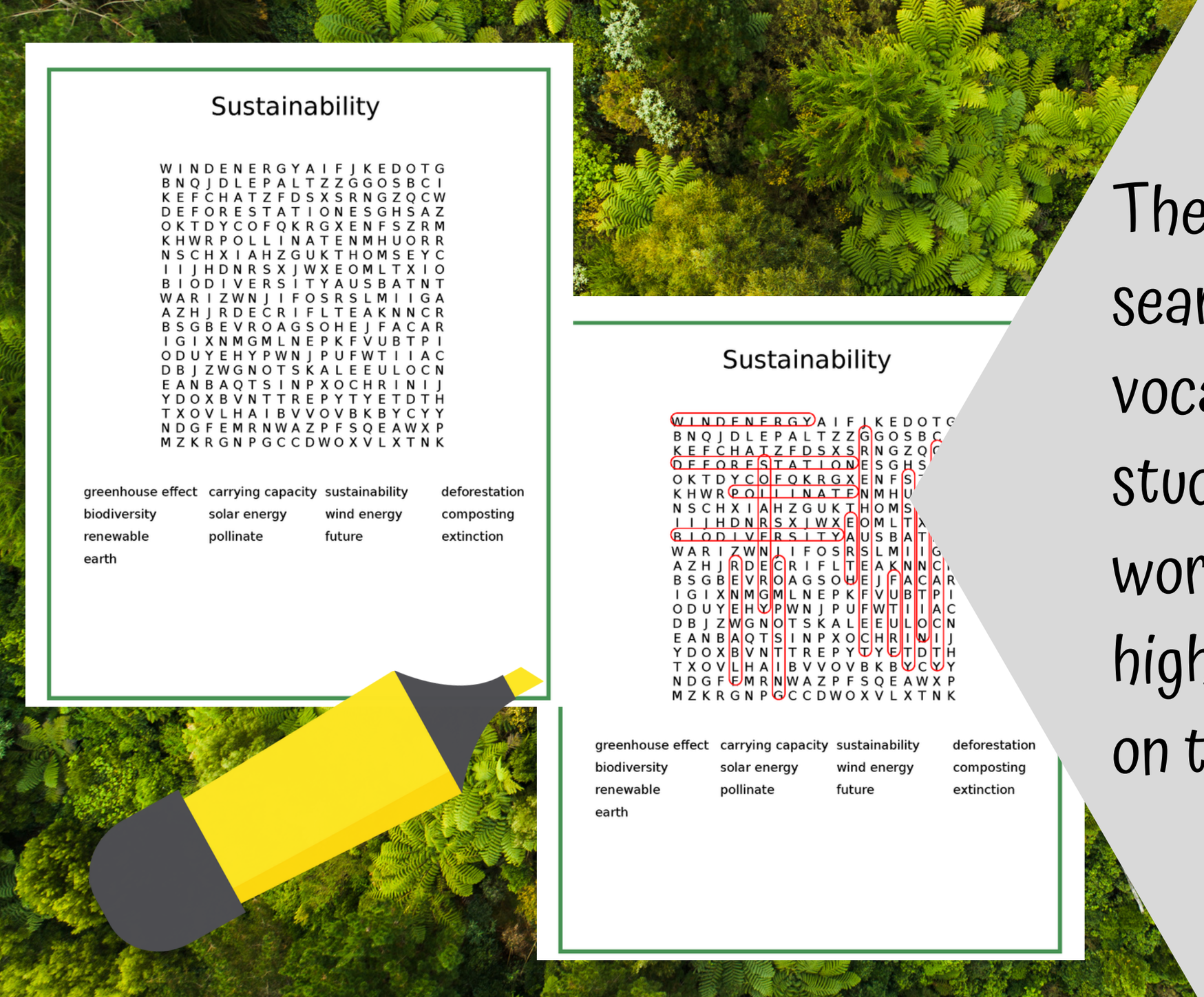

There is also a word search to work with vocabulary. If your students cannot do a word search, have them highlight the circle words on the answer key.

Sustainability

1. Sustainability is concerned with needs in the [ ].
2. Oil, coal, and natural gas are [ ] resources.
3. Energy sources like [ ] and [ ] support sustainability.
4. Deforestation is a [ ] thing for sustainability.
5. Plastic can take thousands of [ ] to break down.

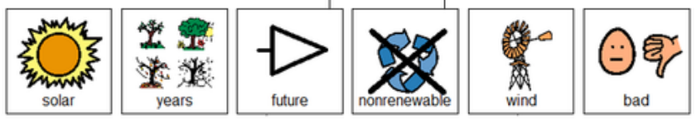

Sustainability

3. To reduce waste, try to [ ] as much as possible.
7. [ ] is something you can do with your food
8. Biodiversity helps to keep the ecosystem [ ] which i
important for sustainability.
9. Growing a [ ] garden will help increase pollination and biodiversity.
10. Sustainability meets the needs of [ ] without risking the future.

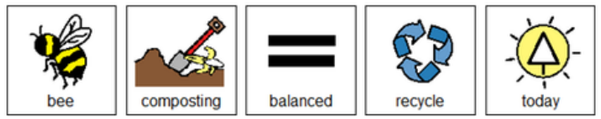

Close worksheets are a great informal assessment. There are two worksheets that cover the main points from the book.

Answer key included.

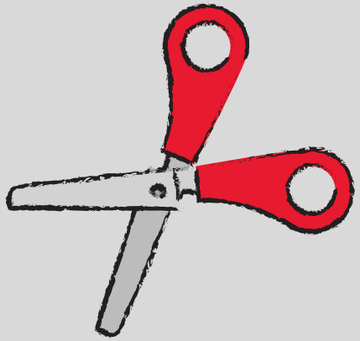

Version 1

1. Sustainability means providing what we need today with harming the:

cars


machines

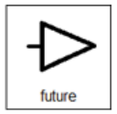
future

2. Which energy source is best for sustainability?

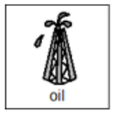
oil


solar


coal

3. Deforestation contributes to the earth getting warmer, also know as the:

greenhouse effect

weather

volcano

4. The balance of all living things on earth is known as:

nature


biodiversity

cyclone

5. What should you do with plastic materials? (circle all)

throw away

use less

recycle

Christa Joy, Special Needs for Special Kids
The Picture Communication Symbols ©1981–2018 by Tobii Dynavox. All Rights Reserved Worldwide. Used with permission. Boardmaker® is a trademark of Tobii Dynavox

FINALLY the assessment!! There are 3 versions. This version has 10 questions with 3 picture choices for each question.

Answer key included.

Version 2

Print onto cardstock or mount on index cards. Cut pictures apart and show student answer choices for each question.

Q 9

soap

paper

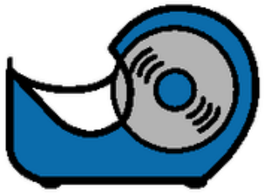

tape

Q 10

bee garden

use plastic

lights on

ride a bike

compost

learn more

With this version, you cut out the answer choices and glue them on index cards. Ask the student the question, and they point to the correct answer.

Version 3

1. Sustainability means providing what we need today with harming the:
   A. Cars
   B. Machines
   C. future
2. Which energy source is best for sustainability?
   A. Oil
   B. Solar
   C. Coal
3. Deforestation contributes to the earth getting warmer, also know as the:
   A. Greenhouse effect
   B. Weather
   C. Volcano
4. The balance of all living things on earth is known as:
   A. Nature
   B. Biodiversity
   C. cyclone
5. What should you do with plastic materials? (circle all)
   A. Throw away
   B. Use less
   C. recycle
6. Is the growing population good or bad for sustainability?
   A. Good
   B. Bad
   C. I don't know

Christa Joy, Special Needs for Special Kids
The Picture Communication Symbols ©1981–2018 by Tobii Dynavox. All Rights Reserved Worldwide. Used with permission. Boardmaker® is a trademark of Tobii Dynavox

This is your traditional multiple choice version. It can also be used as a recording sheet if your students are using the version with index cards.

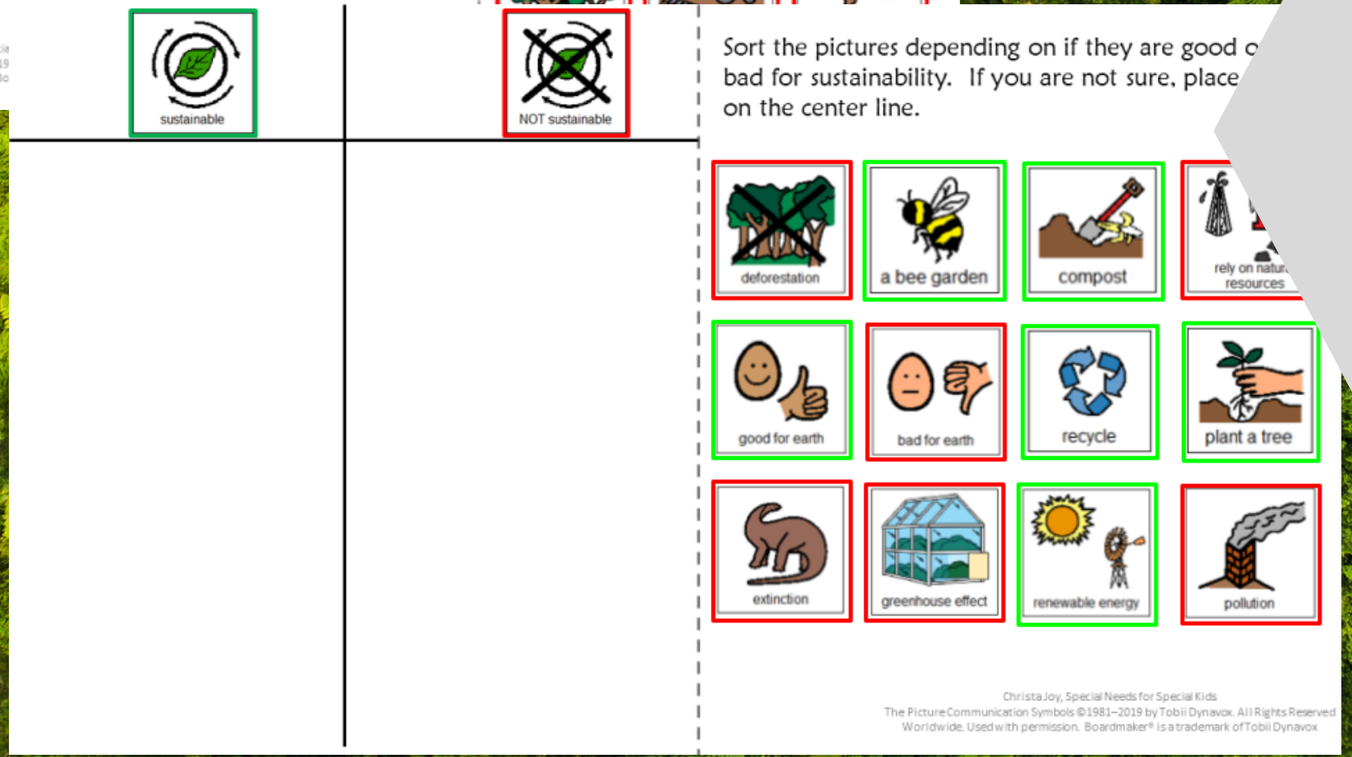

This unit also has 40 google slides. There are 2 sets of slides (20 in each set). The second set is differentiated using color.

I realize there will be some students out there unable to do cutting activities. I have a blog post with ways to complete activities without a pair of scissors!!

All of the activities (except the book) come in color and black and white.

Click Here to read more!!