

The Penderwicks (for special ed)

28 activities

**5 comprehension
questions/chapter**



Special Needs for Special Kids





These novel units are something I created and started using in my classroom. I had students with significant challenges and most were **non-readers**. They were the best thing I ever did, and my students LOVED them.

Table of Contents

Worksheet pages	Title	Chapter
5-6	Suggestions for use	
7	Story board	
8	Title and Author	
9-10	My Summer Vacation	1
11	What to do if you are lost	1
12-14	Things in a bedroom	2
15	How to care for roses	2
16-19	Family Tree	3
20-21	Ways to apologize	4
22	Sequence how to make cookies	4
23-24	Dangerous vs not dangerous animals	5
25-26	Secrets ok and not ok to keep	5
27-28	Good vs bad pets	6
29-30	Things in the attic	7
31-32	My Perfect Day	8
33-34	My Future Job	8
35-37	Feeling Disappointed story	9

Christa Joy, Special Needs for Special Kids
The Picture Communication Symbols ©1981–2019 by Tobii Dynavox. All Rights Reserved
Worldwide. Used with permission. Boardmaker® is a trademark of Tobii Dynavox.

Table of Contents

Worksheet pages	Title	Chapter
38-41	Things that make you embarrassed	9
42-44	Following the rules	9
45	Respecting others	9
46-48	What does a hero look like	10
49-50	Consequences	10
51-52	Ways to calm down	13
53-55	Ways to show affection	14
56-57	Compliment or insult	15
58-59	Things you are proud of	15
60	Feelings	16
61-63	What does bravery look like	17
64-65	Saying goodbye	18
66-68	Main characters	extra
69-70	Other novel units available	
71-72	Terms of use	

This novel unit has **28**
different activities.

These activities are NOT
comprehension based. So,
even if your students do
not pay attention, they
can still complete the
activity.


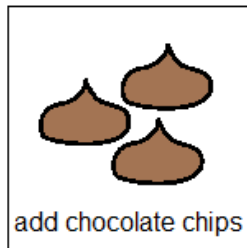
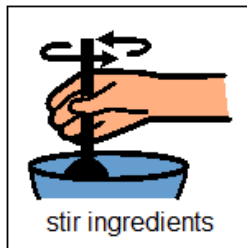
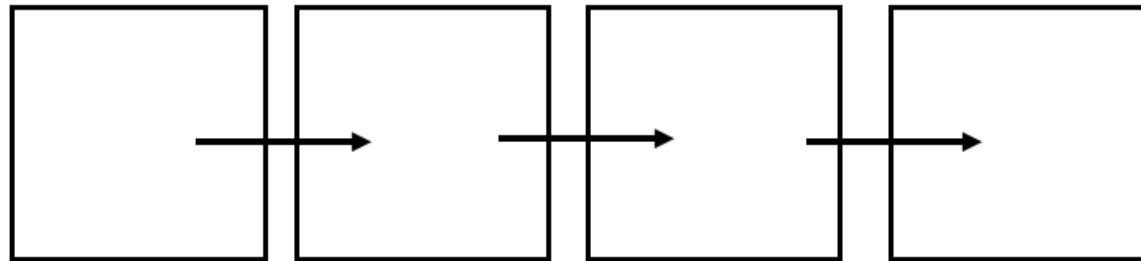
Sequence the steps to making cookies.

1

2

3

4



For example, a simple sequencing activity on how to make cookies is great for all levels, relates to chapter 4, and does not require comprehension of the story.

Suggestions for Use

- I made this unit to go along with the book, *The Penderwicks* by Jeanne Birdsall
- The thought is that you would be reading it aloud to your class at a rate of about 1 chapter per day.
- Be sure to give each student their own copy of the story board (pg. 7) to use while reading and discussing the story.
- Benefits of reading out loud, even to classes made up of severely affected students:
 - Teaches students to sit quietly even when there isn't something for them to do. This is such an important life skill. We all have to spend time sitting and listening to someone we are not that interested in at some point.
 - Parents will LOVE you. Not only will they be excited their child is being exposed to age appropriate material, but you are teaching them how to sit quietly, which will hopefully transfer to home as well.
 - Even with your lowest level learners, you will have 1 or 2 that will truly enjoy the story.
 - It can be a calming experience to sit and listen to the teacher read in a methodical way.

Suggestions for Use

- For students who need more structure, place the number of post-it notes in front of him/her that corresponds to the number of pages you intend to read. Remove a post-it as you finish each page. The visual will help lessen their anxiety.
- This book has SO MANY chapters that are super So, I tried to include several different activities to go with each section. At the top of each activity, it has a specific chapter I was thinking about when I created it.
- Differentiation:
 - For any activity, you can quickly differentiate for your lower level learners by using a color coding technique.
 - If sorting, outline each sorting category a certain color and then outline the corresponding pictures the same color.
 - Becomes a matching task.
- In a separate file, there are comprehension questions. There are 5 multiple choice questions to go with each chapter. An answer key is included.
- There are **2 separate files included in this unit**. One is completely in color and one completely in BW. Consider sending home the BW copies for additional practice at home.

Suggestions on how I found this activity worked best in my classroom are provided. I typically had 6-8 students with one adult assistant in the room with me.

The Penderwicks Novel Unit for Special Education

By
Christa Joy
Special Needs for Special Kids



Christa Joy, Special Needs for Special Kids
The Picture Communication Symbols ©1981-2019 by Tobii Dynavox. All Rights Reserved
Worldwide. Used with permission. Boardmaker® is a trademark of Tobii Dynavox

The Penderwicks Novel Unit for Special Education

By
Christa Joy
Special Needs for Special Kids


BW VERSION



Christa Joy, Special Needs for Special Kids The Picture Communication Symbols ©1981-2018 by
Tobii Dynavox. All Rights Reserved Worldwide. Used with permission. Boardmaker® is a
trademark of Tobii Dynavox

This entire novel unit
comes in 2 separate files.
One is completely in color
and one is completely in
black and white.






This unit comes with a vocabulary board.

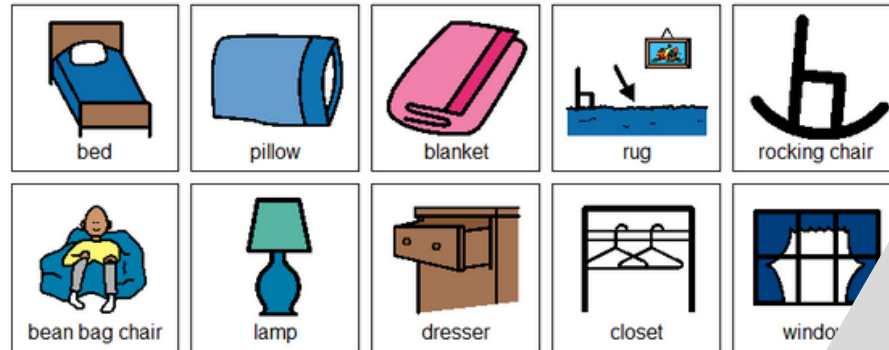
Vocabulary boards are great for ALL students to assist with participation and engagement in group discussions.

Tips on how to use in the unit!!


What are some things you would find in a bedroom?



Put the following pictures in the circle map about a bedroom.




Put the following pictures in the circle **ONLY IF** you would find them in a bedroom.




There are circle maps in this unit.

Circle maps are a great way for students to see the big idea.



Jeffrey is very brave telling his mother what he really wants. What does being brave look like? Remember, you can be scared and still be brave.



Errorless version

Place the pictures in the circle map on previous page.

strong	think	help	listen
cooperate	nervous	hero	lionhearted
			great

Place the pictures in the circle map on previous page **only if** they are ways to be brave.

strong	think	help	listen
tricked you	nervous	mean	lionhearted
bold	take care of	backbone	fight
cooperate	run away from	hero	great

Each circle map comes with 2 choices:














An errorless option with only correct answers

An option that has wrong answers mixed in students will need to set aside.




Dexter was not very complimentary about Jane's book. Some things are a compliment, and some are an insult. Sort the following into whether you think they would be a compliment (nice) or an insult (mean).











 ugly	 lazy	 smart	 fat	 smelly
 nice	 funny	 mean	 pretty	 the best
 weird	 loud	 strong	 fast	 dumb
 great	 dirty	 friendly	 annoying	 sweet

There are sorting activities.








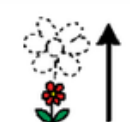
Directions on how to add color coding for differentiation is included.



There always consequences to our actions. Some are good and some are bad, depending on the action. Look at each action in the box and find what you think the consequence would be.

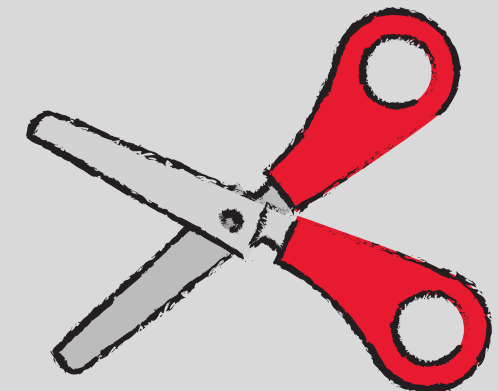
 fighting		 study	
 water		 exercise	
 spill		 cheat	
 mean		 good job	

Match the consequence to the action on the previous page. There may be more than one right answer.


 no one wants to play with you	 strong	 allowance	 clean up mess
 lonely	 time out	 good grades	 grow

There are matching activities.

Directions on how to add color coding for differentiation is included.



Summer Vacation



School is out for the summer, I am so


This summer I plan to spend lots of time

I also hope to




Me and my family plan to

I know this summer will go by fast, so I will every minute.



There are several writing prompts in this unit. This is an **errorless** activity that allows students to write their own story and share it with the class.



Mrs. Tifton feels the girls are not respecting her or her property. What does respecting others mean?

Respecting others means

Respecting others means

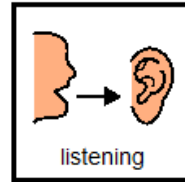
Respecting others means

Respecting others means

Respecting others means



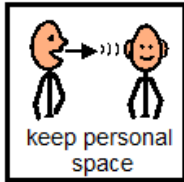
playing fair



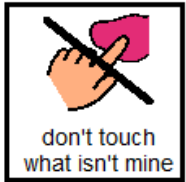
listening



being nice



keep personal space



don't touch what isn't mine

Because there are so many activities, you can choose the ones that fit your students the best.



1. What happened to Mrs. Penderwick?



2. Which sister does NOT attend MOOPS?



3. Who slept with Batty?



4. To keep the family honor, what do the sisters decide they must do?



5. Who will deliver the apology?



Christa Joy, Special Needs for Special Kids

The Picture Communication Symbols ©1981–2020 by Tobii Dynavox. All Rights Reserved
Worldwide. Used with permission. Boardmaker® is a trademark of Tobii Dynavox

1. Whose dresses did the girls wear?



2. Who really does not want to be at the party?



3. What did Jeffrey get from his mother for his birthday?



4. How does Rosalind feel during dinner?



5. What does Mrs. Tifton say Jeffrey will be when he grow up?



Christa Joy, Special Needs for Special Kids

The Picture Communication Symbols ©1981–2020 by Tobii Dynavox. All Rights Reserved
Worldwide. Used with permission. Boardmaker® is a trademark of Tobii Dynavox

Finally, this unit does come with comprehension questions. There are 5 questions for every chapter. Each question has 3 picture choices. They are in color and black and white.

Answer key included!!



I realize there will be some students out there unable to do cutting activities. I have a blog post with ways to complete activities without a pair of scissors!!

[Click Here to read more!!](#)