



# *Isle of the Lost*

# Preview

**Novel unit for Special Ed**

By  
Christa  
Joy

## Suggestions for Use

- I made this unit to go along with the book, *The Isle of the Lost* by Melissa De La Cruz.
- The thought is that you would be reading it aloud to your class at a rate of about 1 chapter per day.
- Be sure to give each student their own copy of the story board (pg. 7) to use while reading and discussing the story.
- Benefits of reading out loud, even to classes made up of severely affected students:
  - Teaches students to sit quietly even when there isn't something for them to do. This is such an important life skill. We all have to spend time sitting and listening to someone we are not that interested in at some point.
  - Parents will LOVE you. Not only will they be excited their child is being exposed to age appropriate material, but you are teaching them how to sit quietly, which will hopefully transfer to home as well.
  - Even with your lowest level learners, you will have 1 or 2 that will truly enjoy the story.
  - It can be a calming experience to sit and listen to the teacher read in a methodical way.

## Suggestions for Use


- For students who need more structure, place the number of post-it notes in front of him/her that corresponds to the number of pages you intend to read. Remove a post-it as you finish each page. The visual will help lessen their anxiety.
- I tried to include more than one activity for most chapters. That way, you can pick and choose those you want to use and fit best with your students.
- Differentiation:
  - For any activity, you can quickly differentiate for your lower level learners by using a color coding technique.
  - If sorting, outline each sorting category a certain color and then outline the corresponding pictures the same color.
  - Becomes a matching task.
- I purposefully did not include an assessment in this unit, because I did not feel that would be the goal of reading a higher level novel over such an extended period of time. Instead, you should be focused on shaping and teaching the behavior of sitting.

# Table of Contents

Worksheet pages	Title	Chapter
5-6	<i>Suggestions for use</i>	
7	Story board	
8	Title and Author	
9-10	Isle of the lost or Auradon	prologue
11-12	Having a nightmare	1
13-14	Breakfast vs dinner foods	1
15-16	Where did the stolen items come from?	2
17-19	Dragon Hall vs school Venn Diagram	3
20-21	My Invention	4
22-24	Auradon circle map	5
25	Finding the best adjective	5
26-27	Pass out invitations	6
28-30	Party circle map	7
31-33	Mal	8
34	Help Evie get out of the closet	9
35-37	Things you would find in a laboratory	9
38-41	Things that make me nervous	10
42-43	Ways to calm down	10
44-45	Good vs evil deeds	11
46-47	Family Resemblance	12
48-49	Cleaning up	13
50-51	Getting attention in class	14
52	How hard of a magic trick?	14

Worksheet pages	Title	Chapter
53-54	Famous duos	15
55-57	Getting beautiful	16
58	Compass activity	17
59-61	Princess Audrey	18
62-63	Good vs bad picnic foods	18
64-66	Clothes in Cruella's closet	19
67-69	What do you need to wash a car?	19
70	Invisible Ink Experiment	19
71-72	Match shadow with the object	20
73	Tracing the path to the scepter	20
74-75	A good compromise	21
76-78	Things that are slippery	22
79-80	Solve the riddles	22
81-82	Places that are cold	23
83-84	Cave of Wonders writing prompt	23
85-86	Maze to the scepter	24
87-88	What do you see in the mirror	24
89-90	Examples of 1000 (2 levels)	
91	Did Mal do the right thing?	
92	Forgiveness	
93-95	Bravery circle map	
96	Will Ben go to Isle of the Lost?	
97	Other units	
98-99	Terms of Use	

43  
Activities



## Storyboard

## Errorless option

## Circle maps

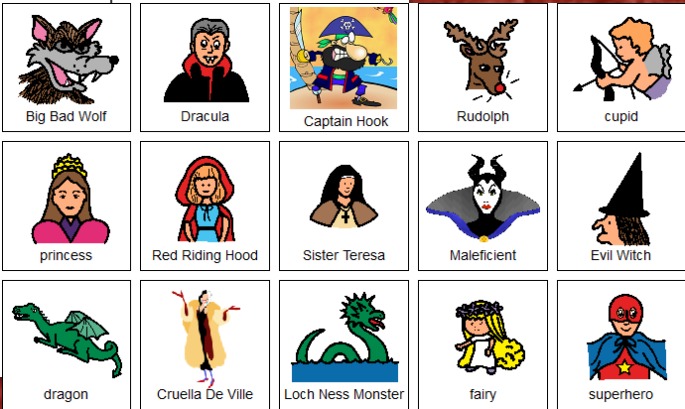
What do we know about Auradon?

princes	princesses	people are nice	people are kind	people are content
castles	sunny	birds	no magic	people work hard

The villains live on Isle of the Lost and the heroes live in Auradon. Look at some of the characters on the next page. Decide where you think they would live.



## Sorting



# My invention

So much more!!

I invented a machine that could  for you.

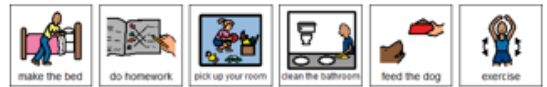
It has  parts to it!



You have to add  to make it work.

Be careful!! Don't get your  to close.

I plan to sell my invention for .



These are great adjectives to describe people in this picture. Look at each sentence below, and choose the correct adjective.

A snail moves: fast slow

An ice cube is: cold hot

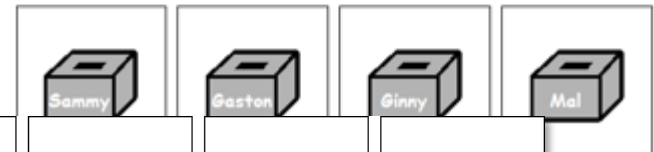
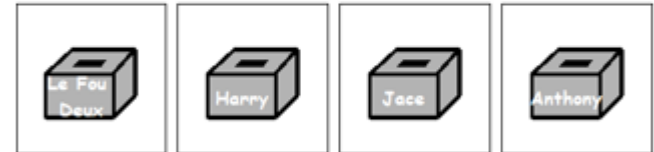
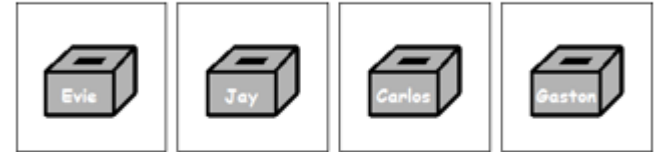
My pillow is: hard soft

Mount Everest is: high low


The fireworks are: loud quiet

The weightlifter is: weak strong


Put each invitation in the correct mailbox by matching the name.



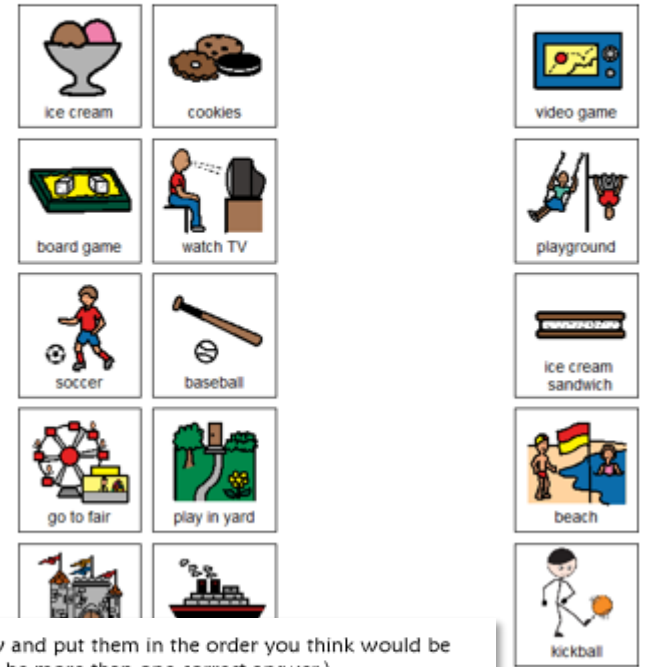
Trace the path around the traps to get Evie safely out of closet.



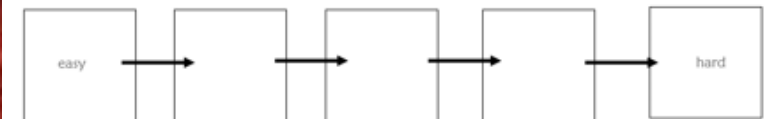
Jay looks and acts a lot like his dad Jafar. How are some ways you look and act like your parents?



Ben is able to solve many of the sidekicks' problems through compromise. When you compromise, both people get a little of what they want. Look that the 2 situations on the left and find the best compromise on the right.



Look at the magic tricks below and put them in the order you think would be easiest to hardest. (There may be more than one correct answer.)



More activities than you will need.... So, you can pick and choose what will work best and use it year after year even with the same students!!