

**Huckleberry  
Finn**

**Preview**

**Novel unit for Special Ed**

**By  
Christa  
Joy**

## Suggestions for Use

- I made this unit to go along with the book, *Huckleberry Finn* by Mark Twain.
- The thought is that you would be reading it aloud to your class at a rate of about 1 chapter per day.
- Be sure to give each student their own copy of the story board (pg. 7) to use while reading and discussing the story.
- Benefits of reading out loud, even to classes made up of severely affected students:
  - Teaches students to sit quietly even when there isn't something for them to do. This is such an important life skill. We all have to spend time sitting and listening to someone we are not that interested in at some point.
  - Parents will LOVE you. Not only will they be excited their child is being exposed to age appropriate material, but you are teaching them how to sit quietly, which will hopefully transfer to home as well.
  - Even with your lowest level learners, you will have 1 or 2 that will truly enjoy the story.
  - It can be a calming experience to sit and listen to the teacher read in a methodical way.

## Suggestions for Use

- For students who need more structure, place the number of post-it notes in front of him/her that corresponds to the number of pages you intend to read. Remove a post-it as you finish each page. The visual will help lessen their anxiety.
- I tried to include more than one activity for most chapters. That way, you can pick and choose those you want to use and fit best with your students.
- Differentiation:
  - For any activity, you can quickly differentiate for your lower level learners by using a color coding technique.
  - If sorting, outline each sorting category a certain color and then outline the corresponding pictures the same color.
  - Becomes a matching task.
- I purposefully did not include an assessment in this unit, because I did not feel that would be the goal of reading a higher level novel over such an extended period of time. Instead, you should be focused on shaping and teaching the behavior of sitting.

# Table of Contents

Worksheet pages	Title	Chapter
5-6	Suggestions for use	
7	Story board	
8	Title and Author	
9-11	Common Superstitions	1
12-13	Our Club Gath	2
14-16	Things stolen from a picnic	3
17-18	Footprints in the snow	4
19-21	Circle map on Pap	5
22-23	Living with the widow vs Pap	6
24-26	In the canoe	7
27-29	Huck vs Jim Venn Diagram	8
30-31	Float or sink	9
32-33	Poisonous animals	10
34-35	My Disguise	11
36-37	Making Good Choices	12
38	Doing the right thing	13
39	Things you can split in 2	14
40	Telling the truth or a lie	15
41	Series of unfortunate events	16
42-44	What does hospitality look like?	
45	Sequencing disagreements	
46-47	Let me introduce myself	
48	Who made more?	21

Worksheet pages	Title	Chapter
49-50	Consequences to actions	21
51-53	Circus circle map	22
54	Reading the crowd	23
55-56	Sort statements vs questions	24
57-58	People you should and should not trust	25
59-60	Return the object to the rightful owner	26
61	Good hiding places	27
62-63	Following directions	28
64-65	Match the fonts	29
66-67	Help Huck find his way to the raft	30
68-69	Goodness vs wickedness	31
70-71	Huck is surrounded	32
72-73	People ok and not ok to kiss	33
74-76	Ways to cheer someone up	34
77	The more difficult choice	35
78-79	Bets tool for the job	36
80	Count the spoons	37
81-83	Things prisoners experience	38
84-86	Common fears	39
87-88	Excited vs Scared	40
89-91	Things that make you worry	41
	My Adventure writing prompt	42
	Main characters circle map	extra
	Setting on the river circle map	extra
	Map of Huck and Jim's journey	extra
	Other units	extra
	Terms of Use	

45  
Activities



## Storyboard

## Errorless option

## Circle maps

What are some things the gang might have stolen from the picnic?

Huck talks about how different it is living with the widow. Look at the pictures on the next page and place in the correct column.



## Sorting

talk nicely	hungry	alone	bed	study
fish	old cabin	new clothes	clean house	swearing
clean	Miss Watson	dirty	danger	school
hot food	drinking	scared	took a bath	old clothes

basket	thermos	sandwich	potato chips	blanket
radio	cell phone	soda	cookies	apple
Frisbee	football	magazine	basket	thermos
polar bear	cell phone	soda	cookies	apple
Frisbee	football	magazine	animal crackers	saddle
radio	toothbrush	sandwich	penguin	fish crackers

# My Disguise

So much more!!

I had to hide from , so I came up with

I had a  wig.

I wore .

I put  on my feet.

I looked just like a . No one



color in the circle with the color of your choice




Doing the right thing is not always easy. Huck knows the men stranded on the boat are bad men. He also does not want them to die out there. Sometimes the right thing is hard to figure out, but doing the right thing usually makes us feel better.

Doing the right thing can be

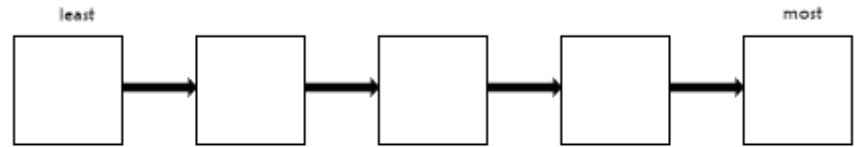
Doing the right thing can be

Doing the right thing is




Doing the right thing will make you feel



The Grangerfords and Sheperdsons are in a feud. To get an idea of the size and seriousness of a feud, sequence the following disagreements from not a big deal to most severe.



The king and the duke are really good at reading the crowd and knowing when it is time to move on. Look at each person and match it to the emotion that you think they are feeling.



The lawyer tried to match the handwriting of the 2 men to see who was really Peter Wilks's brother. Look at the words below, and find the one that matches or look exactly the same. Be careful! Some of the words are the same.

**HUCK**

**finn**

**finn**

**Huck**

ADVENTURE

finn

**Huck**

**HUCK**


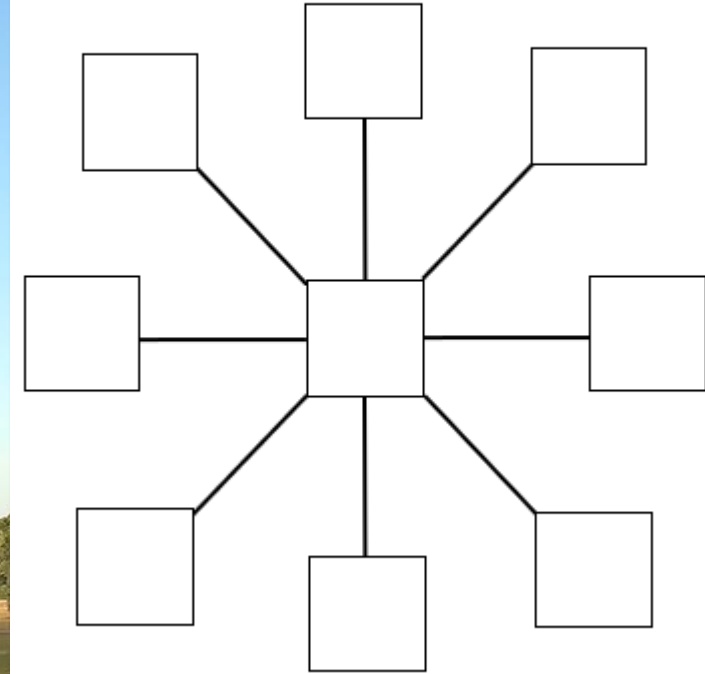
finn

Adventure

Adventure

ADVENTURE

Huck knows that when the dogs come and are angry to stand very still. The dogs end up surrounding him. Put Huck in the middle and the dogs around him.



More activities than you will need.... So, you can pick and choose what will work best and use it year after year even with the same students!!