



# ***Preview***

# ***Wonder***

## ***Novel unit for Special Ed***

By  
Christa  
Joy



## Suggestions for Use

- I made this unit to go along with the book, *Wonder* by R.J. Palacio.
- The thought is that you would be reading it aloud to your class at a rate of about 10-15 page per day (the chapters in this book are super short).
- Be sure to give each student their own copy of the story board (pg. 8) to use while reading and discussing the story.
- Benefits of reading out loud, even to classes made up of severely affected students:
  - Teaches students to sit quietly even when there isn't something for them to do. This is such an important life skill. We all have to spend time sitting and listening to someone we are not that interested in at some point.
  - Parents will LOVE you. Not only will they be excited their child is being exposed to age appropriate material, but you are teaching them how to sit quietly, which will hopefully transfer to home as well.
  - Even with your lowest level learners, you will have 1 or 2 that will truly enjoy the story.
  - It can be a calming experience to sit and listen to the teacher read in a methodical way.

## Suggestions for Use

- For students who need more structure, place the number of post-it notes in front of him/her that corresponds to the number of pages you intend to read. Remove a post-it as you finish each page. The visual will help lessen their anxiety.
- As you finish each chapter, there is an activity for your students to complete.
- Differentiation:
  - For any activity, you can quickly differentiate for your lower level learners by using a color coding technique.
  - If sorting, outline each sorting category a certain color and then outline the corresponding pictures the same color.
  - Becomes a matching task.
- I purposefully did not include an assessment in this unit, because I did not feel that would be the goal of reading a higher level novel over such an extended period of time. Instead, you should be focused on shaping and teaching the behavior of sitting.
- *I have started adding an option to use when you want students to have to choose between correct and incorrect answers in some of the activities. I am still including an errorless version as well. Hopefully, this will address even more learning levels in your class!*
- Starting with this novel unit, I will now have two separate files, one in color and one in black and white. I hope this will make it easier for printing and referencing. There will be some duplication, but the price will not increase.

**New**



# Table of Contents































Worksheet pages	Title	Part
6-7	Suggestions for use	
8	Story board	
9	Title and Author	
10-12	What is ordinary?	1: August
13-14	Sorting good and bad manners	1: August
15-16	Idioms	1: August
17-19	Mr. Tushman circle map	1: August
20-21	Tour of the school	1: August
22-23	Some things about me	1: August
24-25	Rating things from 1-10	1: August
26	Having a party	1: August
27-28	Personal Space	1: August

Worksheet pages	Title	Book Pages
29-30	Label Via's Galaxy	2: Via
31-32	How do you feel about August?	2: Via
33	Dealing with change power card	2: Via
34-36	Ways to deal with change	2: Via
37-39	Ways to get home from school	2: Via
40-41	Good friend vs bully Venn diagram	2: Via
42-44	Feeling Disappointed social story	2: Via
45-46	What should August do?	2: Via
47-49	Ways to be kind	3: Summer
50-51	Keeping secrets	3: Summer
52-53	Your family tree	3: Summer
54-55	Finding the right home	3: Summer
56	When you see someone different	4: Jack

Worksheet pages	Title	Pages
57-58	Four things about August	4: Jack
59-61	Brave circle map	4: Jack
62	Apologizing with actions	4: Jack
63-64	Jack & August Venn diagram	4: Jack
65-66	Sorting ok vs not ok to kiss	5: Justin
67-68	3 Wishes writing prompt	5: Justin
69-70	Olivia/Bird Venn Diagram	5: Justin
71-76	Sometimes Things are Not Fair social story	5: Justin
77	Various aids	6: August
78-79	Places to go when you need help	6: August
80-83	Losing a pet social story	6: August
84-86	Being in a play circle map	6: August
87-89	Miranda circle map	7: Miranda
90-91	Selfless vs Selfish sorting	7: Miranda

Worksheet pages	Title	Pages
92-93	Going on a sleepover writing prompt	8: August
94-95	The Good and the Bad	8: August
96-97	Finding the way back	8: August
98-99	Poll: Should August press charges?	8: August
100-102	The Award	8: August
103-104	Other novel units available	
105-106	Terms of Use	



 August	 Via	 Mom	 Dad	 Daisy	 school
 home	 different	 ordinary	 Mr. Tushman	 Jack	 Julian
 Summer	 cafeteria	 Halloween	 secret	 Justin	 Miranda
 play	 campground	 movie	 bullies	 I like that	 I don't like that
 nervous	 sad	 excited	 I like that	 I don't like that	 I don't know

## Storyboard

There were good and bad things that happened the night at the fairgrounds. Sort the things that happened into the correct column.













## Sorting

 food	 bullies	 weather	 fight	 friends
 hearing aid lost	 movie	 firecrackers	 August hurt	 sunset
















## Circle maps

## Errorless option

 same	 boring	 average	 middle of the road	 typical
 colorless	 dull	 everyday	 suburban	 blend in

What does ordinary mean?

















ORDINARY

 same	 exciting	 average	 different	 typical
 colorless	 dull	 weird	 suburban	 blend in
 unusual	 boring	 everyday	 middle of the road	 special



# So much more!!







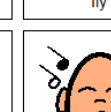

When you are not feeling well, there are different places you can go. Find the best location on the next page to fix the problem in each box.

 nauseated		 toothache	
 broken leg		 blurry	
 medicine		 sick dog	
 chest pain			
 hospital	 veterinarian	 dentist	 eye doctor
 ambulance	 doctor	 brain surgeon	 pharmacy

## Differentiated

 fragile	 girl	 walk	 feathers	 hide
 nest	 fly	 upset	 live in a house	 sleep in a bed
 eat worms	 sing	 school	 eat pizza	 hatch




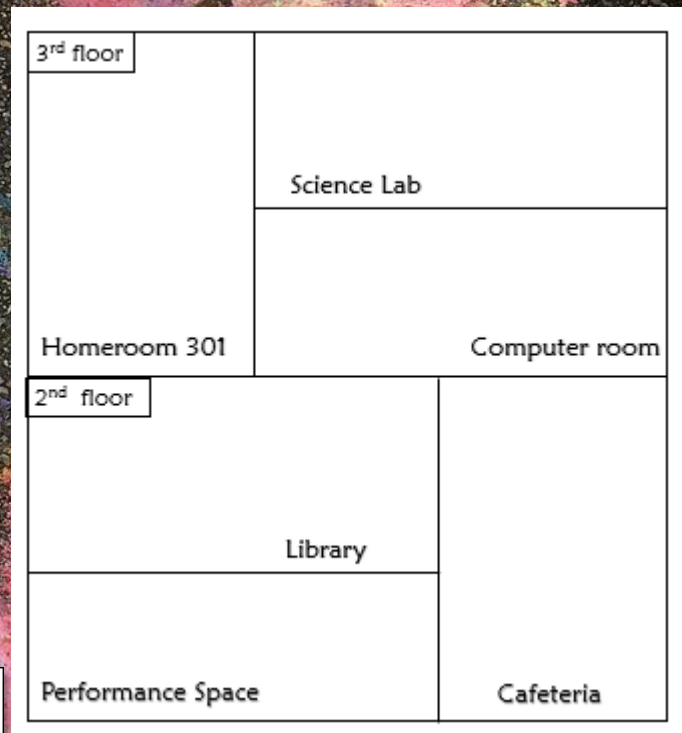
 fragile	 girl	 walk	 feathers	 hide
 nest	 fly	 upset	 live in a house	 sleep in a bed
 eat worms	 sing	 school	 eat pizza	 hatch



# If I had 3 Wishes



1 = you hate it  
10 = you love it





A close-up photograph of a dark, textured surface, likely asphalt, covered in colorful chalk dust and markings. The words "Be Kind" are written in large, pink chalk letters, with blue chalk used for the eyes of the 'B' and the 'i' in 'Kind'. Other colors like purple, white, and yellow are scattered around the main text.

***Coming Soon:  
Free activities to go with the Julian  
chapter (in some editions)***