



# Wizard of Oz

Novel Unit For Special Education

Preview

Over  
100  
pages



By  
Christa  
Joy

# Table of Contents

Worksheet pages	Title	Chapter
5-6	<i>Suggestions for use</i>	
7-8	<i>Story board</i>	
9	<i>Title and Author</i>	
10-12	<i>Severe Weather circle map</i>	1
13-14	<i>Find Kansas on the map</i>	1
15-17	<i>Cloze Activity</i>	2
18-19	<i>Scarecrow Craft</i>	3
20	<i>Label parts of the scarecrow</i>	3
21-24	<i>Function of body parts</i>	4
25-30	<i>Matching tools to the job</i>	5
31-32	<i>Identifying emotions</i>	6
33-37	<i>Things that make me scared</i>	6
38-41	<i>STEM Challenge: Build a way to cross the ditch</i>	7

Worksheet pages	Title	Chapter
42-43	<i>Poppy flower craft</i>	8
44-46	<i>Cloze activity</i>	8
47-50	<i>Cooperation social story</i>	9
51-52	<i>Cooperation picture quilt</i>	9
53-55	<i>Clothing sorting by season</i>	10
56-57	<i>Green sorting activity</i>	11
58-61	<i>The Many forms of Oz</i>	11
62-65	<i>Help Dorothy get through the maze</i>	12
66	<i>Melting Witch Experiment</i>	12
67-69	<i>Circle map on July 4<sup>th</sup></i>	13
70-73	<i>Perseverance Activity</i>	13
74	<i>Reading a map activity</i>	14
75	<i>3 Wishes</i>	14

Worksheet pages	Title	Chapter
76-77	<i>Solving Riddles</i>	15
78-81	<i>Idioms: What do they really mean?</i>	16
82-84	<i>Vehicle Sorting</i>	17
85-86	<i>The Golden Cap</i>	18
87-90	<i>Maze through the Fighting Trees</i>	19
91-92	<i>Putting the broken china back together</i>	20
93-96	<i>Courage Activity (2 versions)</i>	21
97-99	<i>Friend/Bully sorting activity</i>	22
100-102	<i>Being a Good Friend booklet</i>	23
103-105	<i>Good friend circle map</i>	23
106-109	<i>Home at last</i>	24
110-111	<i>Terms of Use</i>	

## Suggestions for Use


- I made this unit to go along with the book, *The Wizard of Oz* by L. Frank Baum.
- The thought is that you would be reading it aloud to your class at a rate of about 1 chapter per day.
- Be sure to give each student their own copy of the story board (pg. 7-8) to use while reading and discussing the story.
- Benefits of reading out loud, even to classes made up of severely affected students:
  - Teaches students to sit quietly even when there isn't something for them to do. This is such an important life skill. We all have to spend time sitting and listening to someone we are not that interested in at some point.
  - Parents will LOVE you. Not only will they be excited their child is being exposed to age appropriate material, but you are teaching them how to sit quietly, which will hopefully transfer to home as well.
  - Even with your lowest level learners, you will have 1 or 2 that will truly enjoy the story.
  - It can be a calming experience to sit and listen to the teacher read in a methodical way.

## Suggestions for Use

- For students who need more structure, place the number of post-it notes in front of him/her that corresponds to the number of pages you intend to read. Remove a post-it as you finish each page. The visual will help lessen their anxiety.
- As you finish each chapter, there is an activity for your students to complete.
- Differentiation:
  - For any activity, you can quickly differentiate for your lower level learners by using a color coding technique.
  - If sorting, outline each sorting category a certain color and then outline the corresponding pictures the same color.
  - Becomes a matching task.
- I purposefully did not include an assessment in this unit, because I did not feel that would be the goal of reading a higher level novel over such an extended period of time. Instead, you should be focused on shaping and teaching the behavior of sitting and listening to the teacher.
- Finally, I always ended reading the novel by showing the students the video with popcorn as a treat for finishing the story!!


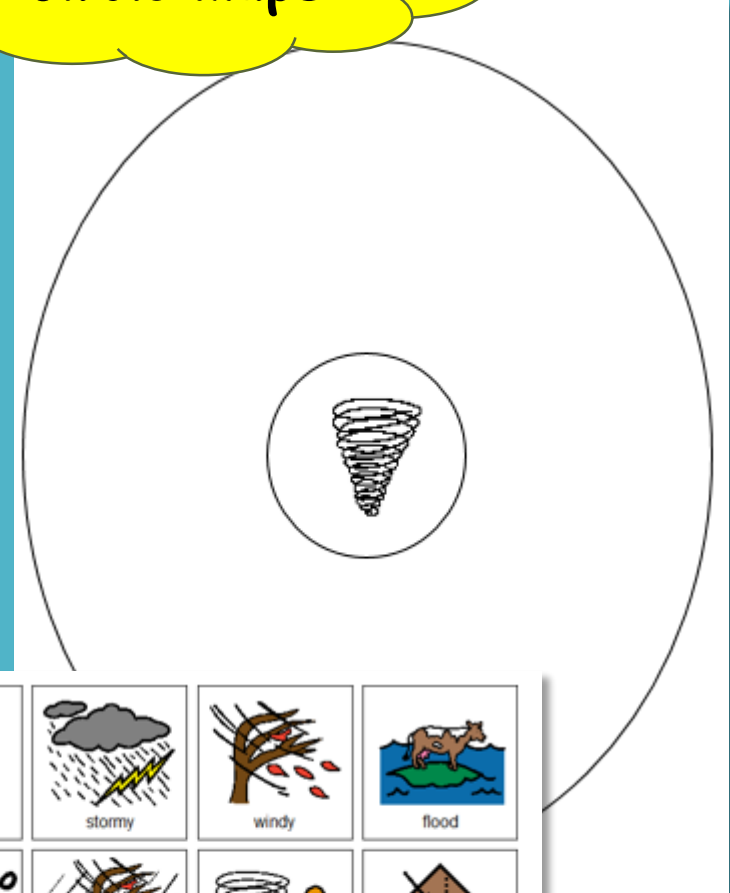


Story Board  
(also in BW)



Activities

Circle maps





green




















Things that can be green



not green

Things that are never green

# Sorting Activities

 cat	 caterpillar	 green beans	 elephant	 grass
 grapes	 hot dog	 leaf	 orange	 snowflake
 pearl	 snake	 lettuce	 parrot	 bat
 cucumber	 panda	 sun	 Santa Claus	 grasshopper

- This short booklet helps students understand what cooperation is and why working together is not only important but fun.
- Cut pages apart and staple together. Students can color in the pictures.

## COOPERATION



# Social Stories

Some jobs are just too big to do on your own.



Page 2

Sometimes you need help.



Working together is cooperation.



Page 4

Cooperation makes any easier.



Page 5

Cooperation can make a job more fun.







Page 6





So, how do you cooperate?



Page 7

The Great Oz appeared to each character in a different form. Match the image of Oz each character saw.

 Dorothy	→	<input type="radio"/>
 scarecrow	→	<input type="radio"/>
 tin man	→	<input type="radio"/>
 lion	→	<input type="radio"/>

 winged lady  
  ball of fire  
  big head  
  beast




# Comprehension



Dorothy now owns the golden cap. There are some rules and things the owner of the golden cap needs to know. Complete the following sentences to learn more about the Golden Cap.



- To use the Golden Cap, the person puts it on their head and does what?
- When the owner of the Golden Cap uses its powers, what comes?
- How many times can the same person use the Golden Cap?
- What is the one thing the winged monkey CANNOT do?

3	 winged monkey	 leave country	 say magic words
---	---	---	---

Dorothy falls asleep and wakes up in a new strange land. Circle the answer to the following questions.

- How did Dorothy kill the witch?  
 house     hose     pillow
- Who met Dorothy when the house finally landed?  
 monkeys     scarecrow     munchkins
- What did Dorothy take from the dead witch?  
 hat     crown     shoes
- How did the witch of the North protect Dorothy?  
 kiss     coat     umbrella
- Where did the magic slate tell Dorothy to go?  
 Emerald city     beach     desert