



State and Local Government Unit

For Special Education

Preview



By Christa Joy

12 day
lesson
plan

State and Local Government Lesson Plan for High School

Preparation

- Print out a vocabulary board for each student to use throughout unit
 - Laminate or place in page protector
- Books
 - Print out, laminate, and bind
 - OR your students can listen to the pre-recorded version
- Vocabulary cards
 - Print out a set of cards onto cardstock and laminate
 - Make one set for each student and also one for the teacher to use in I Spy games
- Engaging Learning Experience
 - Because this will deal with information specific to YOUR state, you will need to do some research and gather any resources you need before day 6 & 7.

Preassessment (do day 1 before starting lesson)

- Choose the form of the assessment that best fits the learning level of your students
- Give the assessment to assess what your students may already know
- I cannot emphasize enough how important this step is. If you want to see growth, this preassessment is so important!!

Teaching Tips

1. **Color Coding:** this is a really easy way to add more structure to a matching activity. Outline or color in an empty box or sorting label. Outline or color in the corresponding picture symbols the same colors. Becomes a color matching task.
 - a. For more info, read more here: <https://specialneedsforspecialkids.org/2015/09/05/using-color-coding-for-differentiation/>
 - b. I also have a blog post on differentiating one activity 3 ways: <https://specialneedsforspecialkids.org/2018/10/22/differentiating-1-activity-3-ways-easily-and-effectively/>
2. **Make your own copies of the activities:** Every day I review the activity we did yesterday. For that reason:

Quick Look

| Day | Activity | Day | Activity |
|-----|--|-----|--|
| 1 | <ul style="list-style-type: none"> • Book • Vocab cards intro • Circle map | 7 | <ul style="list-style-type: none"> • Book • Vocab cards acti • Engaging Learning experience |
| 2 | <ul style="list-style-type: none"> • Book • Vocab cards activity • Circle map | 8 | <ul style="list-style-type: none"> • Book • Vocab cards cut • Sudoku puzzle |
| 3 | <ul style="list-style-type: none"> • Book • Vocab cards activity • Venn Diagram | 9 | <ul style="list-style-type: none"> • Book • Vocab cards cut and paste • Word Search |
| 4 | <ul style="list-style-type: none"> • Book • Vocab cards activity • Sequencing activity | 10 | <ul style="list-style-type: none"> • Book • Vocab cards activity • Close worksheet |
| 5 | <ul style="list-style-type: none"> • Book • Vocab cards activity • Sequencing activity | 11 | <ul style="list-style-type: none"> • Book • Vocab cards activity • Close Worksheet |
| 6 | <ul style="list-style-type: none"> • Book • Vocab cards activity • Engaging Learning experience | 12 | <ul style="list-style-type: none"> • Assessment |

Day 1

| Activity | Notes | Materials |
|--|--|---|
| Read or listen to a recording of the book (15 minutes) | <ul style="list-style-type: none"> • Since this is the first-time students are seeing the book, I focus a lot on the pictures <ul style="list-style-type: none"> ◦ Ask lots of questions about what they might think the pictures mean or may relate to • Make connections between book and vocabulary board (have students find relevant symbols on their boards to go with a concept or photo on page.) • Go through the book twice, once just looking at the photos and a second time reading the story | <ul style="list-style-type: none"> • book • Vocabulary board |
| Vocabulary cards (5 minutes) | <ul style="list-style-type: none"> • This first day, I am just introducing and allowing the students to explore/look at the cards • Make connections between cards and vocabulary board (have students matching symbols on the board) | <ul style="list-style-type: none"> • Vocabulary cards • Vocabulary board |
| Circle map (10 minutes) | <ul style="list-style-type: none"> • Do the circle map on state government • Choose the best version depending on the learning level of your students (see worksheet directions for more details) • Add color coding if needed • Students complete the worksheet • Make connections to the book as necessary | <ul style="list-style-type: none"> • Worksheet • Scissors • Glue |
| Sharing (10 minutes) | <ul style="list-style-type: none"> • Each student shares their finished worksheet with the group using the communication method of their choice • This repetition is so important. Students are hearing the relevant vocabulary when: <ul style="list-style-type: none"> ◦ Read the story ◦ Review the vocabulary cards and board ◦ Complete the circle map | <ul style="list-style-type: none"> • Completed worksheets • Communication devices |

Part of that Constitution gives some of the power to each state, so they can make the best decisions for the people living there. This is protected in the **10th Amendment**.



32 page book

Each state also has its own **Constitution**, that lists the rules for the how that state's government will run and how its citizens will be protected.



The head of the executive branch of the state government is the **governor**. The governor is elected by the people living in that state.



Each state also have a legislative branch. For all states, except Nebraska, the legislative branch is made up of 2 houses just like the federal government.






















The third branch of state government is the judicial branch. Each state has a Supreme court as well as its own lower courts that hear cases. This is very similar to the structure of the federal judicial branch.







Some states have a **municipal** government. **Municipalities** are larger towns or cities within a county that have their own government.







| | | | | |
|---|---|--|--|---|
|  states | 3 branches |  governor |  mayor |  bicameral |
|  courts |  schools |  police |  fire department |  city |
|  citizens |  constitution |  elected |  local |  smoothly |
|  repeat that |  yes |  |  |  |

Vocabulary board









| | |
|--|---|
| Constitution Each state has its own set of rules to follow.  | federal government Relates to the central government of the US located in Washington, DC.  |
| 10th Amendment Amendment in the Constitution that gives states power to determine some of their own rules.  | state government Relates to the officials and government that rules over each state.  |

14 vocab cards



| | |
|---|--|
| local government Relates to the officials and government that rules over some towns and cities in a state.  | governor Head of the executive branch of the state.  |
| bicameral Describes a 2 house system that makes up the legislative branch.  | county Large geographical areas in a state, that is often run by its own elected officials.  |

Cut & paste

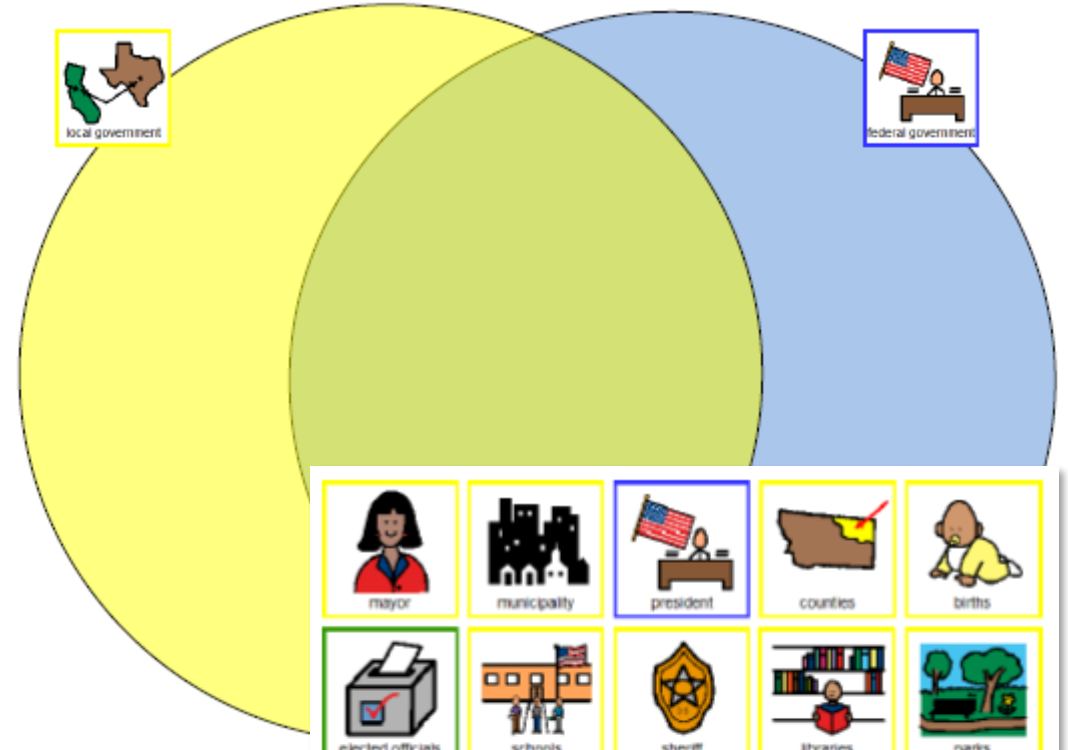
| | |
|---|--|
| municipal  | municipalities  |
|  |  |
| mayor  | executive branch  |
|  |  |

2 Circle maps

Venn Diagram

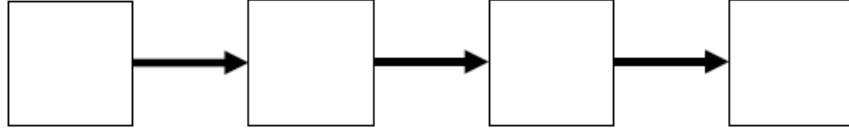


Errorless version



2 Sequencing activities

Levels of Government



Vocabulary puzzles

State and Local Government

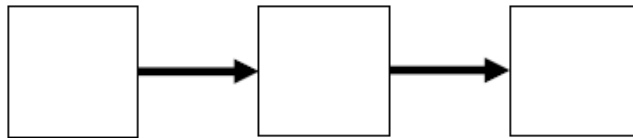
B P U Z A U E W E N G K M V K
 P C Y Q A B S S E C C V H S V
 M U N I C I P A L I T Y M X F
 Z C R L P C W G E A K N Z S E
 J O U O B A U W G K S E F W X
 U N I C K M E E I O T U E M P
 D S E A W E U Y S Y A C D T R
 I T O L N R Y B L Y T E E U E
 C I E B S A E T A C E C R T S
 I T L T L L I X T N Z U A E I
 A U E X E C U T I V E Z L U D
 L T C E A T G O V E R N O R E
 V I T P E Q B K E F J O L O N
 E O E U T T H Q I X P S B I T
 J N D O M A Y O R L C B Z K N

FEDERAL
 CONSTITUTION
 MAYOR
 EXECUTIVE
 ELECTED

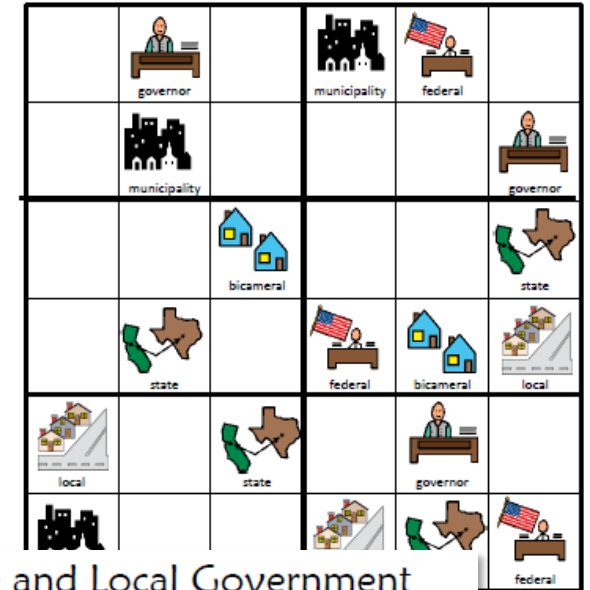
STATE
 GOVERNOR
 MUNICIPALITY
 LEGISLATIVE

LOCAL
 PRESIDENT
 BICAMERAL
 JUDICIAL

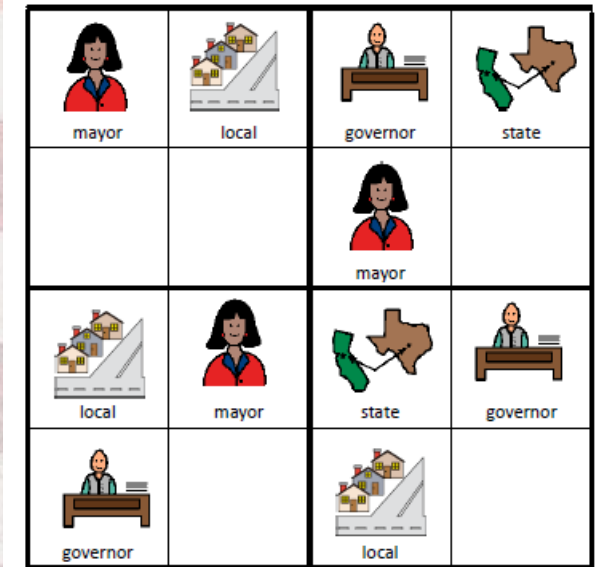
Heads of Government



State and Local Government



State and Local Government



Engaging Learning Experience

Our State's Constitution: Engaging Learning Experience

In this unit, students are learning about state and local governments. This activity will help them make more connections to the content and enable them to look more closely at what is happening in their own state.

Preparation:

- Know where to find a copy of your state's constitution
- Know who your state's elected official are
 - You may want to get some photos off google to use in the worksheets that are included
- I have included worksheets to support these 2 tasks. They are in 2 formats. One has spaces for students to paste pictures (that you will need to provide) and one is a fill in the blank format.

Task 1: Research your state's constitution. Led by the teacher, the class will find a copy (online) of their state's constitution. Answer the following questions.

1. Does your state have a constitution?
2. When was it written?
3. Have there been updates or revisions?
4. What is one thing protected in your state's constitution?

Task 2: Learn who the government leaders are in your state. Investigate who the primary leaders of government are for your state. There is a worksheet included for students to fill out. Some states have different titles for the main leaders in the executive branch.

1. Governor (is he/she a democrat or republican?)
2. Lieutenant Governor
3. Attorney General/Attorney Auditor
4. Secretary of State/State Treasurer
5. Mayor (of the closest city)

My State's Constitution

I live in

My state

a Constitution.

It was written in

It was updated

My State's Constitution

I live in _____.

My state _____ a Constitution.

It was written in _____.

It was updated in _____.

One thing it protects is people's _____.

My State's Government



Governor



Lieutenant Governor

Attorney General

Secretary of State

..

My State's Government



Governor _____



Lieutenant Governor _____

Attorney General _____

Secretary of State _____

Mayor _____

2 Close worksheets

Local Government

1. are large areas of the state run by its own officials.
2. The mayor is in charge of large cities or .
3. Local governments keep track of how many people are .
4. Local government officials are .
5. Local governments will oversee , libraries and parks.

Local Government



1. Every state has its own:



2. The rights of each state to make its own decisions is protected by the:



3. How many branches are there in the state government?



4. Who is in charge of the state and the executive branch?



5. Every state except Nebraska is a bicameral system, which means the legislative branch is made up of how many houses?



7. The mayor is in charge of a:

- A. state
- B. United States
- C. municipality

8. All the state officials are:

- A. elected
- B. kids
- C. chosen by the government

9. Each state's judicial branch is headed up by a:

- A. governor
- B. Supreme court
- C. Senator

10. True or False. Each state makes rules and elects officials in order to make life better for the people who live there.

- A. true
- B. false
- C. I don't know

Assessments 3 versions

Print onto cardstock or mount on index cards. Cut pictures apart and show student answer choices for each question.

Q 5

2
two

1
one

3
three

Q 6



department



military



schools



libraries



parks



president