

Preview

Novel unit for Special Ed

By
**Christa
Joy**



Suggestions for Use

- I made this unit to go along with the book, *The Witches* by Roald Dahl.
- The thought is that you would be reading it aloud to your class at a rate of about 10-15 pages or 1-2 chapters per day.
- Be sure to give each student their own copy of the story board (pg. 9) to use while reading and discussing the story.
- Benefits of reading out loud, even to classes made up of severely affected students:
 - Teaches students to sit quietly even when there isn't something for them to do. This is such an important life skill. We all have to spend time sitting and listening to someone we are not that interested in at some point.
 - Parents will LOVE you. Not only will they be excited their child is being exposed to age appropriate material, but you are teaching them how to sit quietly, which will hopefully transfer to home as well.
 - Even with your lowest level learners, you will have 1 or 2 that will truly enjoy the story.
 - It can be a calming experience to sit and listen to the teacher read in a methodical way.

New

Suggestions for Use

- For students who need more structure, place the number of post-it notes in front of him/her that corresponds to the number of pages you intend to read. Remove a post-it as you finish each page. The visual will help lessen their anxiety.
- As you finish each chapter, there is an activity for your students to complete.
- Differentiation:
 - For any activity, you can quickly differentiate for your lower level learners by using a color coding technique.
 - If sorting, outline each sorting category a certain color and then outline the corresponding pictures the same color.
 - Becomes a matching task.
- I purposefully did not include an assessment in this unit, because I did not feel that would be the goal of reading a higher level novel over such an extended period of time. Instead, you should be focused on shaping and teaching the behavior of sitting.
- *I have started adding an option to use when you want students to have to choose between correct and incorrect answers in some of the activities. I am still including an errorless version as well. Hopefully, this will address even more learning levels in your class!*
- Starting with this novel unit, I will now have two separate files, one in color and one in black and white. I hope this will make it easier for printing and referencing. There will be some duplication, but the price will not increase.

Table of Contents

Worksheet pages	Title	Chapter
6-7	Suggestions for use	
8	Story board	
9	Title and Author	
10-12	Real witches circle map	CH 1
13-14	Real vs Fake things	CH 1
15-16	How children disappear	CH 2
17-18	How to recognize a witch	CH 3
20-21	Animals that make you squirm	CH 4
22-23	Grand High Witch	CH 4
24-25	Feeling sick	CH 5
26-27	Good vs Bad pets	CH 5
28-30	Who am I? (2 levels)	CH 6

32 Activities

Ad	Title	Chapter
31	Using the best adjectives	CH 7
32-33	Adjectives writing prompt	CH 7
34-35	Stinky/smells good sorting activity	CH 8
36-37	The Sweet shop	CH 8
38-40	The recipe	CH 9
41-42	Sequence Bruno turning into a mouse	CH 10
43-45	Distributing the bottles	CH 11
46-47	How will the grandson escape?	CH 11
48-49	Sequence grandson becoming a mouse	CH12
50-51	Venn Diagram boys and mice	CH 13
52-53	If I were an animal writing prompt	CH 14
54	Labeling the rooms	CH 14

Worksheet pages	Title	Chapter
55-56	Prepositions	CH 15
57-58	Effects of telling the truth	CH 16
59-60	The Plan	CH 17
61	Trace the grandson's route	CH 18
62-63	Angry vs Grouchy sorting	CH 19
64-66	Triumphs circle map	CH 20
67	New things	CH 21
68-69	The Grand Plan	CH 22
70-72	Make your own Formula 86 Delayed Action Mouse-Maker	extra
73-75	Main characters circle map	extra
76	Other novel units	extra
77-78	Terms of Use	



Storyboard

Do you think witches are real or pretend? Sort the pictures on the next page whether you think they are real or pretend.


real	pretend
------	---------

Sorting

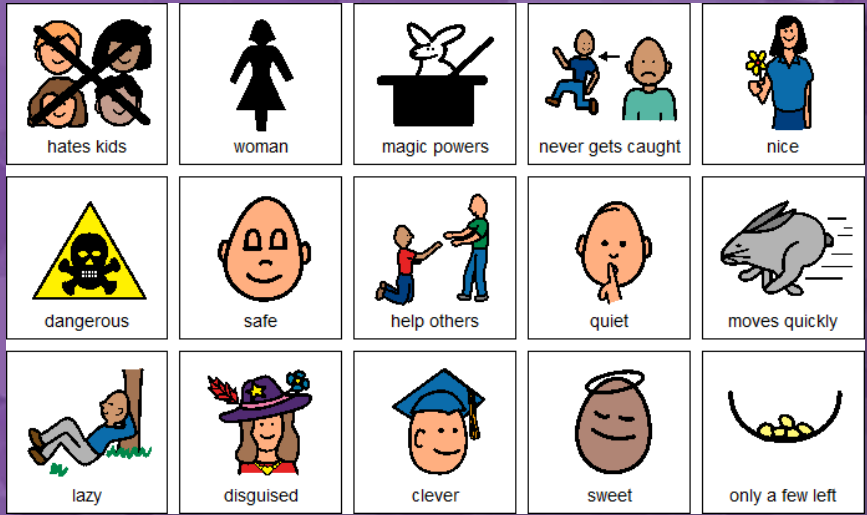


Circle maps

Errorless option



Grandmamma tells her grandson some interesting things about real witches. Complete the circle map to show what he learned.




So much more!!

Grandmamma describes the ways the witches make the children disappear.

- walked away
- trapped in a painting
- turned into a chicken
- turned to stone
- turned into a porpoise

Differentiated



Give each older witch tow bottles of the magic recipe.







Look at each problem below. **If every witch gets 2 bottles**, how many total bottles would you need?


→

→

→

→

How can you tell someone is a witch?



Writing with adjectives

I was playing outside, having a time.

All of a sudden, I heard thunder in the distance.

The sky became really .

The wind was .



before the storm started.

