

The Best Christmas Pageant Ever

Novel Unit

50 pages

15 activities

Preview

By Christa Joy

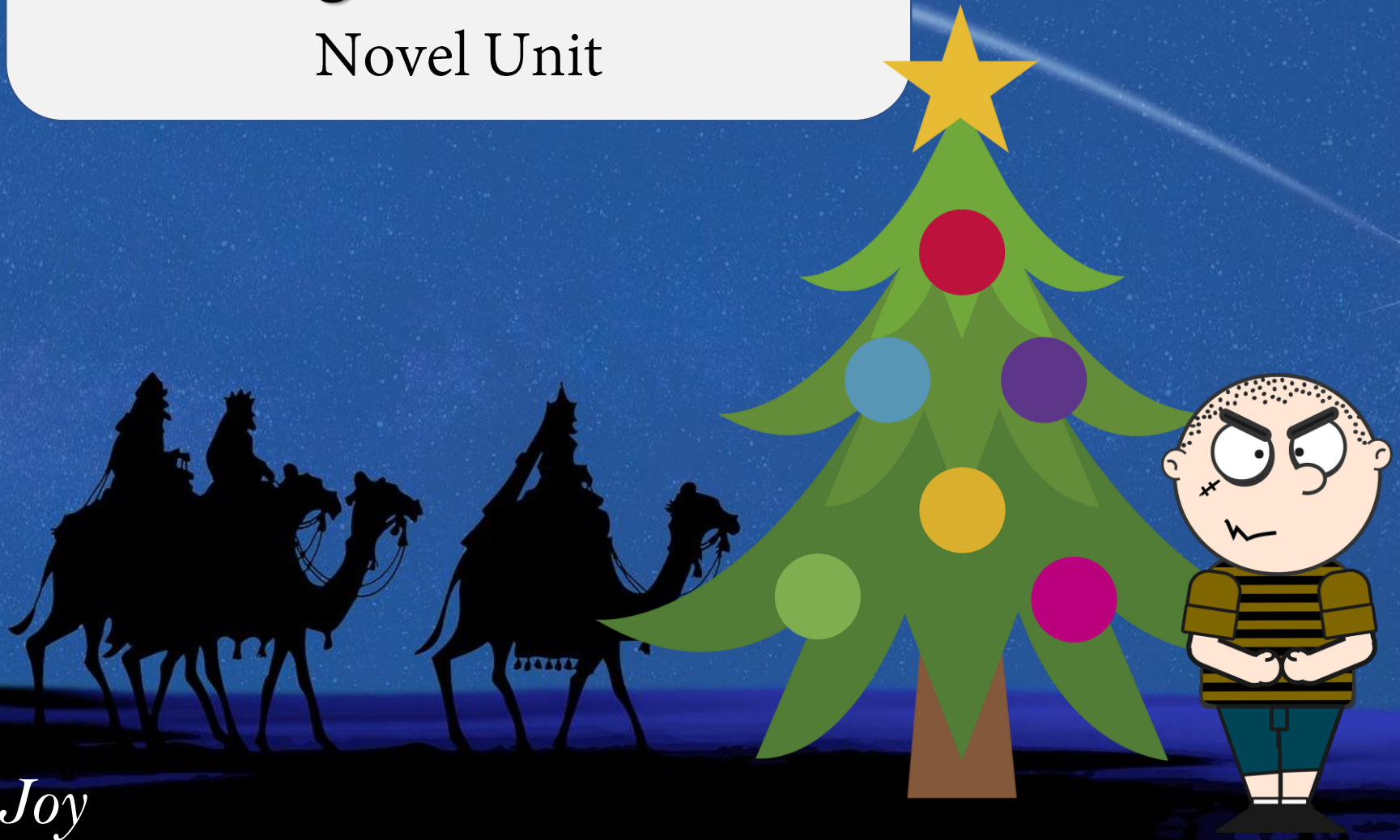


Table of Contents

Worksheet pages	Title	Chapter
4-5	<i>Suggestions for use</i>	
6-7	<i>Story board</i>	
8	<i>Title and Author</i>	
9-11	<i>Good and Bad choices with fire</i>	1
12-14	<i>Herdman's circle map</i>	1
15-17	<i>Friend/Bully sorting</i>	1
18-20	<i>Church circle map</i>	2
21-22	<i>Why questions</i>	2
23-24	<i>Assigning parts in the pageant</i>	3
25-28	<i>The Christmas story</i>	4
29-31	<i>Place to be quiet vs loud</i>	
32-33	<i>What if...</i>	
34-36	<i>Secrets ok or not ok to keep</i>	

Suggestions for Use

- I made this unit to go along with the book, *The Best Christmas Pageant Ever* by Barbara Robinson.
- The thought is that you would be reading it aloud to your class at a rate of about ½-1 chapter per day.
- Be sure to give each student their own copy of the story board (pg. 7-8) to use while reading and discussing the story.
- Benefits of reading out loud, even to classes made up of severely affected students:
 - Teaches students to sit quietly even when there isn't something for them to do. This is such an important life skill. We all have to spend time sitting and listening to someone we are not that interested in at some point.
 - Parents will LOVE you. Not only will they be excited their child is being exposed to age appropriate material, but you are teaching them how to sit quietly, which will hopefully transfer to home as well.
 - Even with your lowest level learners, you will have 1 or 2 that will truly enjoy the story.
 - It can be a calming experience to sit and listen to the teacher read in a methodical way.

Table of Contents

Worksheet pages	Title	Chapter
37-40	<i>Matching Names</i>	6
41-43	<i>Christmas pageant past vs present</i>	6
44-45	<i>The Narrator</i>	extra
46-47	<i>Main Characters circle map</i>	extra
48-49	<i>Terms of Use</i>	

Suggestions for Use

- For students who need more structure, place the number of post-it notes in front of him/her that corresponds to the number of pages you intend to read. Remove a post-it as you finish each page. The visual will help lessen their anxiety.
- As you finish each chapter, there is an activity for your students to complete.
- Differentiation:
 - For any activity, you can quickly differentiate for your lower level learners by using a color coding technique.
 - If sorting, outline each sorting category a certain color and then outline the corresponding pictures the same color.
 - Becomes a matching task.
- I purposefully did not include an assessment in this unit, because I did not feel that would be the goal of reading a higher level novel over such an extended period of time. Instead, you should be focused on shaping and teaching the behavior of sitting.



Story Board

The Herdmans set a fire and burned down Mr. Shoemaker's toolhouse. Sort the pictures on the following page into those that would be considered safe and good choices and those that would not be safe and not good choices.



Sorting Activities




Circle maps


Much of this chapter takes place in a church. Complete the circle map below describing things you would find in a typical church.



Many Activities

Assigning parts for the pageant.







 Ralph		 Imogene	
 Claude		 Leroy	
 Ollie		 Gladys	



The Herdmans begin to go to the library. This is a place it is important to be quiet. Sort the following locations into those it is ok to be loud and those where you need to be quiet.



What if...

What if there were no 	, then we would use	<input type="text"/>
What if there were no 	, then we would use	<input type="text"/>
What if there was no 	, then we would use	<input type="text"/>
What if there were no 	, then we would use	<input type="text"/>
What if there were no 	, then we would use	<input type="text"/>
What if there were no 	, then we would	<input type="text"/>

