

The background of the entire image is a close-up photograph of pink cherry blossoms in full bloom. The flowers are light pink with darker pink centers and are clustered on thin, dark brown branches. The background is a clear, bright blue sky. The text is overlaid on this image.

***Preview***

***15***  
**Spring**  
**Writing**  
**Prompts**

***For Non-Readers***

# Teacher Directions

- I know what a big struggle it can be to do writing prompts when you teach students with significant challenges.
- I also know, however, many of our students have writing goals as part of their IEP.
- These prompts are a great way to get your kids "writing" by providing them just enough structure to be able to
  - Work independently
  - Create a finished written product in THEIR voice
- I do try and provide what pictures I think make sense, but it is hard to predict every picture a student may need. You do not need to use these pictures, and students should definitely NOT use them all.
- Alternative to using pictures I provide:
  - Magazines
  - Google images
  - Symbols from their own communication device
  - Students can draw their own
- You can use these prompts over and over.
- Remember, there are NO wrong answers.
- One of the most important part of using these prompts, I think, is giving your students a chance to share their finished product.
  - Even if you have to record it on a device, like a Big Mac, give your students a chance to read their finished story.
- Consider doing the color version in class, and sending the B/W version home for students to do with their parents. It is so exciting to see your kids "writing," so be sure to share that excitement with your parents.
- For more tips on using these prompts. Check out my blog post at:

<https://specialneedsforspecialkids.org/2018/09/03/writing-prompts-for-students-who-cannot-read/>

# Table of Contents

Prompt	Page
The Easter Egg Hunt	4-5
Beautiful Butterflies	6-7
A Rainy Day	8-9
Going on a Picnic	10-11
Flying a Kite	12-13
Planting a Garden	14-15
Earth Day	16-17
Baby Animals	18-19
The Luckiest Leprechaun	20-21
My Field Trip	22-23
Green, Green Everywhere	24-25
I Found an Egg	26-27
Gone Fishing	28-29
Being a Good Sport	30-31
Going on a Scavenger Hunt	32-33
BONUS: Spring Scavenger Hunt	34-36



## Flying a Kite





This time of year, it can be very .

That is why I like to fly a .

You have to remember to .

You also need to watch out for .

Flying a kite can be .



## My Field Trip

We went on a field trip to the .

We went on a .

I saw lots of great things there. My favorite was/were .

I like field trips because they are .

Next time, I hope we .



## Gone Fishing




The other day, I went fishing down at the .

went with me.

We brought a  and a .

We used  for bait.

We caught .



3 0 1 12 5 4