

Small Steps

Novel unit for Special Ed

Preview

**By
Christa
Joy**

Suggestions for Use

- I made this unit to go along with the book, *Small Steps* by Louis Sachar.
- The thought is that you would be reading it aloud to your class at a rate of about 1 chapter per day.
- Be sure to give each student their own copy of the story board (pg. 8) to use while reading and discussing the story.
- Benefits of reading out loud, even to classes made up of severely affected students:
 - Teaches students to sit quietly even when there isn't something for them to do. This is such an important life skill. We all have to spend time sitting and listening to someone we are not that interested in at some point.
 - Parents will LOVE you. Not only will they be excited their child is being exposed to age appropriate material, but you are teaching them how to sit quietly, which will hopefully transfer to home as well.
 - Even with your lowest level learners, you will have 1 or 2 that will truly enjoy the story.
 - It can be a calming experience to sit and listen to the teacher read in a methodical way.

New

Suggestions for Use

- For students who need more structure, place the number of post-it notes in front of him/her that corresponds to the number of pages you intend to read. Remove a post-it as you finish each page. The visual will help lessen their anxiety.
- As you finish each chapter, there is an activity for your students to complete.
- Differentiation:
 - For any activity, you can quickly differentiate for your lower level learners by using a color coding technique.
 - If sorting, outline each sorting category a certain color and then outline the corresponding pictures the same color.
 - Becomes a matching task.
- I purposefully did not include an assessment in this unit, because I did not feel that would be the goal of reading a higher level novel over such an extended period of time. Instead, you should be focused on shaping and teaching the behavior of sitting.
- *I have started adding an option to use when you want students to have to choose between correct and incorrect answers in some of the activities. I am still including an errorless version as well. I hope this will address even more learning levels in your class!*
- Starting with this novel unit, I will now have two separate files, one in color and one in black and white. I hope this will make it easier for printing and referencing. There will be some duplication, but the price will not increase.

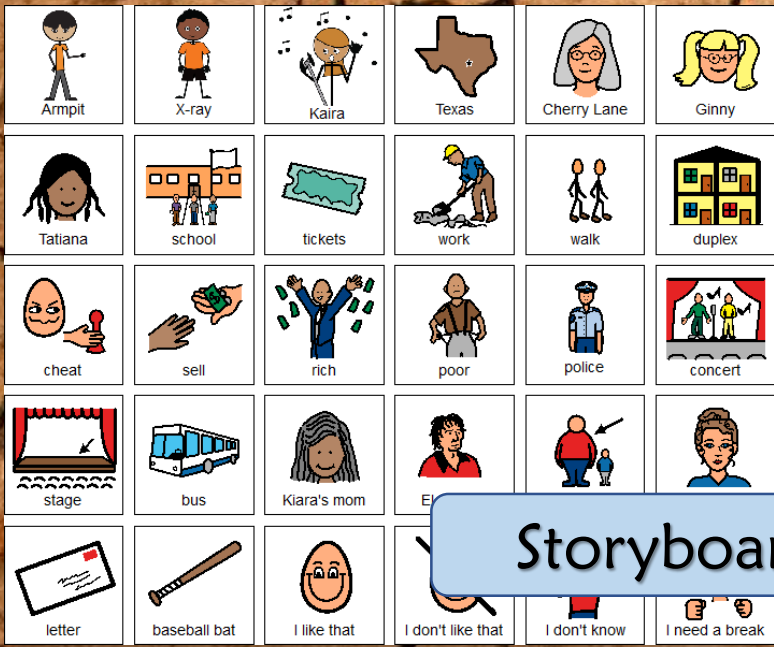
Table of Contents

Worksheet pages	Title	Chapter
6-7	Suggestions for use	
8	Story board	
9	Title and Author	
10-11	Armpit's Goals	1
12-13	Doubling your money	2
14	Win a free ticket	2
15-16	Best friend writing prompt	3
17	What you learn in that class?	4
18	What is the net profit?	5
19-20	Why they would make a great ruler	6
21-22	Reading the advertisements	7
23	How long did they wait?	8
24-25	Peer Pressure	9

Worksheet pages	Title	Chapter
26-28	Riding the bus circle map	10
29-30	What is your order?	11
31-32	Ruler of the World writing prompt	12
33-34	Voting ballot and tally chart	12
35-36	Tatiana/Ginny Venn diagram	13
37-39	Sort flexible and not flexible	14
40	Find Armpit's and Ginny's seats	15
41-43	Being responsible circle map	15
44-46	What you find on stage	16
47-50	Being Kind Power Card	17
51	Which one is counterfeit?	18
52	Identify body parts	19
53-54	Trouble is Brewing	20

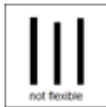
Worksheet pages	Title	Chapter
55-57	Trace Kaira's tour route (3 versions)	21
58-59	Armpit's Letter back to Kaira	22
60-61	What is a lie?	23
62	What did you say?	24
63	Love Triangle (NOT)	25
64	The Deal	26
65	Consequences	27
66-68	Alternatives to fighting	28
69-71	What was in Armpit's room?	29
72-73	What is El Genius up to?	30
74-75	Sort drinks served hot vs cold	31
76-77	From Chinatown back to the hotel	32
78-79	The Climax of the story	33

Worksheet pages	Title	Chapter
80-81	What makes Armpit a hero?	34
82-83	The good and the bad	35
84-85	Small Steps (again)	36
86-87	Terms of Use	




Storyboard

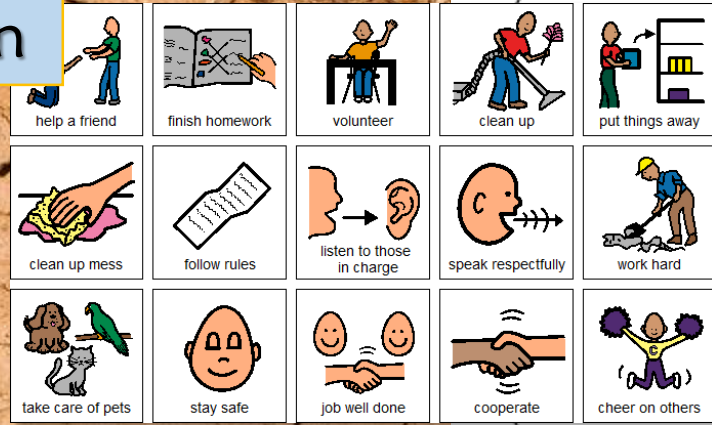
X-ray tells Armpit to be flexible. Look at the pictures on the next pages and sort them into 2 groups: those you think are flexible and those that are not.



Sorting




Errorless option



Circle maps

Armpit was very responsible watching out for Ginny. Complete the circle map to show examples of responsibility.



So much more!!

Imagine Armpit wrote a letter back to Kaira. Help finish the letter below.

Dear









































I really your letter. I miss you a lot too.

I can't stop . misses you too.

When you get back in town, let's

Can't wait to see you!
Your friend

Use the pictures below to complete the letter.

1					
2	<table border="1"> <tr> <td></td> <td></td> <td></td> <td></td> </tr> </table>				
					
3	<table border="1"> <tr> <td></td> <td></td> <td></td> </tr> </table>				
					
4	<table border="1"> <tr> <td></td> <td></td> <td></td> </tr> </table>				
					
5	<table border="1"> <tr> <td></td> <td></td> <td></td> <td></td> </tr> </table>				
					
6	<table border="1"> <tr> <td></td> <td></td> </tr> </table>				
					

Find and circle Armpit's and Ginny's seats:
M 1&2

P	1	2	3	4	5	6	7	8	9	10	11	12	13	14	15	16	17	18	19	20	21
O	1	2	3	4	5	6	7	8	9	10	11	12	13	14	15	16	17	18	19	20	
N	1	2	3	4	5	6	7	8	9	10	11	12	13	14	15	16	17	18	19		
M	1	2	3	4	5	6	7	8	9	10	11	12	13	14	15	16	17	18			
L	1	2	3	4	5	6	7	8	9	10	11	12	13	14	15	16	17				
K	1	2	3	4	5	6	7	8	9	10	11	12	13	14	15	16					
J	1	2	3	4	5	6	7	8	9	10	11	12	13	14	15						
I	1	2	3	4	5	6	7	8	9	10	11	12									
H	1	2	3	4	5	6	7	8	9	10	11										
G	1	2	3	4	5	6	7	8	9	10											

STAGE

Doubling Your Money

$\$5 \gg \10

$\$1 \gg$ <input type="text"/>	$\$2 \gg$ <input type="text"/>
$\$10 \gg$ <input type="text"/>	$\$20 \gg$ <input type="text"/>
<input type="text"/>	$\$11 \gg$ <input type="text"/>
<input type="text"/>	$\$4 \gg$ <input type="text"/>
<input type="text"/>	$\$3 \gg$ <input type="text"/>

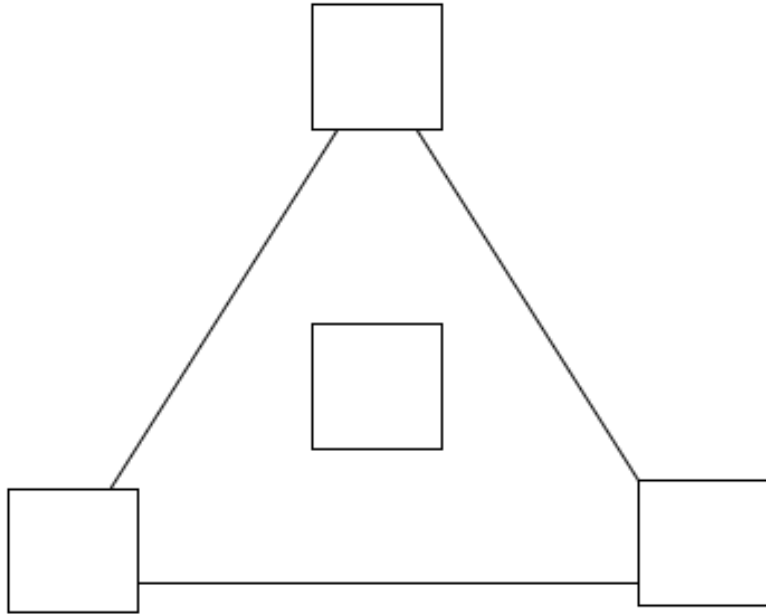
Doubling Your Money

$2 \gg 4$

$1 \gg$ <input type="text"/>	$3 \gg$ <input type="text"/>
$5 \gg$ <input type="text"/>	$6 \gg$ <input type="text"/>
$7 \gg$ <input type="text"/>	$8 \gg$ <input type="text"/>
$2 \gg$ <input type="text"/>	$5 \gg$ <input type="text"/>
$4 \gg$ <input type="text"/>	$4 \gg$ <input type="text"/>
$3 \gg$ <input type="text"/>	$3 \gg$ <input type="text"/>

Differentiation


Not exactly a love triangle, but Kaira is caught in the middle of a plan that is not good.



Every story has a climax. It is the most exciting part. This chapter is the climax of this story. Look at each climax below and match the story it goes with.

	 wolf tries to blow down house 3		 Wibur was first place
	 Kaira is attacked		 Big Bad wolf is Grandma
	 fall down the hill		 loses her shoe

Armpit becomes a hero. What do you think makes him a hero?



<p>Small Steps</p>	<p>3 Little Pigs</p>	<p>Little Red Riding Hood</p>
<p>Jack and Jill</p>	<p>Cinderella</p>	<p>Charlotte's Web</p>

 brave	 lucky	 smart	 strong	 wanted to be famous
 good fighter	 his love for Kaira	 there first	 nice	 ready
 afraid	 confused	 crazy	 mad	 surprised