

Preview

-ab Spelling Unit For Special Ed

75
pages



By Christa Joy



5 day lesson plan

Spelling Lesson Plan

Preparation

- Print out a vocabulary board for each student to use throughout unit
 - Laminate or place in page protector
- Book
 - Print out, laminate, and bind
 - OR your students can listen to the pre-recorded version
- Flash cards
 - Print out a set of cards onto cardstock and laminate
 - Make one set for each student and also one for the teacher to use in I Spy games

Preassessment (do day 1 before starting lesson)

- Choose the spelling test that best fits the learning level of your students
- Give the spelling test to assess what your students may already know
- I cannot emphasize enough how important this step is. If you want to see growth, this preassessment is so important!!

Teaching Tips

1. **Color Coding:** this is a really easy way to add more structure to a matching or most cut and paste activities. Outline or color in an empty box or sorting label. Outline or color in the corresponding picture symbols the same colors. Becomes a color matching task.
 - a. For more info, read more here: <https://specialneedsforspecialkids.org/2015/09/05/using-color-coding-for-differentiation/>
 - b. I also have a blog post on differentiating one activity 3 ways: <https://specialneedsforspecialkids.org/2018/10/22/differentiating-1-activity-3-ways-easily-and-effectively/>
2. **Make your own copies of the activities:** Every day I review the activity we did yesterday. For that reason:
 - a. I often complete the activity myself and often laminated it for easy review that I could use year after year.
 - b. My copies were also helpful as either a model for students who needed more support or as a way for more advanced students to self-check their work.

Quick Look

Day	Activity
1	<ul style="list-style-type: none"> • Book • Flash cards activity • Circle map • Matching activity
2	<ul style="list-style-type: none"> • Book • Flash cards activity • Sorting activity • Matching activity
3	<ul style="list-style-type: none"> • Book • Flash cards activity • Matching activity • Circle the correct spelling
4	<ul style="list-style-type: none"> • Book • Vocab cards activity • Fill in the missing letters • Choose the best word
5	<ul style="list-style-type: none"> • Book • Spelling test • Writing prompt

Day 1

Activity	Notes	Materials
Read or listen to a recording of the book (10 minutes)	<ul style="list-style-type: none"> • Since this is the first time students are seeing the book, I focus a lot on the word family <ul style="list-style-type: none"> ◦ Ask lots of questions about what they might think the pictures mean or may relate to • Make connections between book and vocabulary board (have students find relevant symbols on their boards to go with a concept or photo on page.) as well as flash cards 	<ul style="list-style-type: none"> • Book • Vocabulary board • Flash cards
Flash cards (5 minutes)	<ul style="list-style-type: none"> • Look at the file included and choose an activity to do with the flash cards: <i>Awesome Activities for Vocabulary boards</i> 	<ul style="list-style-type: none"> • Flash cards • Vocabulary board
Circle Map (10 minutes)	<ul style="list-style-type: none"> • Do one of the circle maps provided • Choose the best version (errorless or not) depending on the learning level of your students • Students cut out symbols or photos and place in circle map. You can also choose to use the photos. • Make connections to the book as necessary 	<ul style="list-style-type: none"> • Circle map • Scissors • Glue
Matching activity 1 (10 minutes)	<ul style="list-style-type: none"> • Do the picture to picture matching activity • Choose to use either the photos or symbols depending on the learning level of your student • Use color coding as needed 	<ul style="list-style-type: none"> • Worksheet • Scissors • Glue
Sharing (10 minutes)	<ul style="list-style-type: none"> • Each student shares one of their finished activities with the group using the communication method of their choice • This repetition is so important. Students are hearing the relevant vocabulary when: <ul style="list-style-type: none"> ◦ Read the story ◦ Review the vocabulary cards and board ◦ Complete the circle map ◦ Share the circle map 	<ul style="list-style-type: none"> • Completed activity • Communication devices

We caught a **crab**!




By Christa Joy

Then we lowered the trap,
hoping to **nab** a **crab**.



11 page book

I wanted to try and catch a **crab**.



Vocabulary book



cab



dab



gab



jab



lab



nab

15 vocab cards



tab



blab



crab



grab




scab

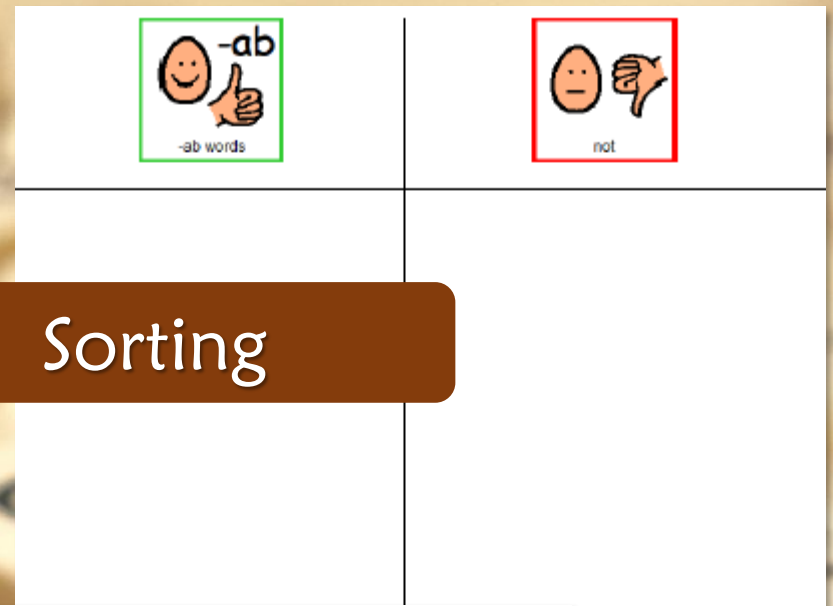


stab


Circle map



Sorting



-ab





Errorless version

Find the matching picture.

 crab		 jab	
 slab		 cab	
 gab		 lab	
 scab		 nab	

Find the matching picture.

 crab		 jab	
 slab		 cab	
 gab		 lab	
 scab		 nab	
 blab		 tab	











Find the matching picture.

cab		scab	
lab		jab	
tab		blab	
slab		crab	

Matching

Find the matching word.

cab		scab	
lab		jab	
tab		blab	
slab		crab	
gab		nab	

 cab	 scab	 tab	 jab	 blab
 lab	 nab	 slab	 gab	 crab

nab	cab	lab	slab	crab
scab	tab	jab	blab	gab

Circle the correct spelling



lab

lid

lap



top

tag

tab



slip

slab

sad



stump

sip

stab



gab

get

grip



lip

lab

lap



jab

jug

jump



cat

cab

tag

Fill in the missing letter(s).



__ a __



t __ b



s l ____



s c ____



b l ____



s t ____



d __ b



__ a __

Activities (2 of each)

Circle the best word to finish the sentence.

1. We caught a _____ in our trap.



dinosaur



cab



crab

2. I took a _____ to the zoo.



helicopter



boat



cab

3. He would _____ the hotdog with his fork.



stab



drink



gab

4. Sue fell and got a _____ on her knee.



jab



stab



tab

5. Mom got me a new puppy, it was a _____.



tab



tab



cab

Don't blab my secret

Writing Prompt

In the , I told my friend a secret.

I told her not to it to anyone else.

It was about my chance to a cool new game on sale.

I told her she could take a at it.



Spell the word that goes with the picture.



Sample spelling test with lots of suggestions