

*No Prep Worksheet Set
Winter Theme
for Special Education*

Preview

*4 weeks of
activities
3 subject areas*



*By
Christa Joy
Special Needs for Special Kids*

Contents of Winter Set

- **Week 1**
 - **Math**
 - Patterns
 - Addition sentences
 - Subtraction sentences
 - Sequencing pictures by size
 - Identifying ordinals
 - **ELA**
 - Sentence building
 - Choosing correct punctuation
 - Rhyming
 - Noun/verb/adjective identification
 - Double consonant sorting
 - **Science**
 - Summer/Winter sort
 - Halloween/Christmas sort
 - Cloze activity: *In the Winter*
 - Things I like and don't like about Winter
 - Snowman cut and paste



Contents of Winter Set

- **Week 2**
 - **Math**
 - Missing numbers
 - Odd versus even sets of pictures
 - Position on the number line
 - Sorting sets by quantity
 - Color by number
 - **ELA**
 - Sentence building
 - Compound words
 - Spelling
 - Vowel/consonant sort
 - Initial consonant sort
 - **Science**
 - Hot/cold clothing sort
 - Sequence building a snowman
 - Shadow match
 - Sort summer and winter sports
 - Sequence a snowman melting

Contents of Winter Set

- **Week 3**
 - **Math**
 - Counting groups of objects
 - Calculating area
 - Filling out ten frames
 - Determine number of tens and ones
 - Color the one with more
 - **ELA**
 - My Winter Story
 - Matching opposites
 - Possessive use of "s"
 - Syllables
 - Sorting word families
 - **Social Studies**
 - Martin Luther King circle map
 - Rosa Parks circle map
 - Using a Compass winter picture
 - Winter holidays coloring
 - Color months by season

Contents

Contents of Winter Set

- **Week 4**
 - **Math**
 - Week/Hour sorting
 - Matching approximate cost
 - Pound/Ton sorting
 - Counting
 - Matching equal sets
 - **ELA**
 - Sentence building
 - Match adverb with picture
 - Identifying person, place, thing
 - ABC order
 - Identifying facts and opinions
 - **Social Studies**
 - Martin Luther King Cloze activity
 - MLK patterns
 - Match winter holiday with month
 - Being Kind circle map
 - Friend spelling cut and paste



Match the identical sets.



	<table border="1"> <tr><td>Su</td><td>M</td><td>T</td><td>W</td></tr> <tr><td>Th</td><td>F</td><td>Sa</td><td></td></tr> </table> week	Su	M	T	W	Th	F	Sa	
Su	M	T	W						
Th	F	Sa							

Cut pictures apart and sort by time it takes to complete.

 watch a movie	 nap	 trip to see family	 Christmas vacation	 color a picture
 build a snowman	 read a novel	 puzzle	 cruise	 build a treehouse



 Area = <input type="text"/>	 Area = <input type="text"/>
 Area = <input type="text"/>	 Area = <input type="text"/>

Determine the area and match correct number.

12	8	14	11
----	---	----	----

Math
(4 weeks)

0	1	2	3	4	5	6	7	8	9	10

Cut numbers apart and use to indicate location on number line.

10	1	4	7
----	---	---	---












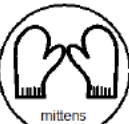









Cut words apart to create a sentence to describe the picture above.

was | Dr. King | great | . | a | man







Nouns

Color all the people **RED**
Color all the places **BLUE**
Color all the things **GREEN**

 Santa Claus	 Cupid	 North Pole	 candy cane
 mall	 candy hearts	 Martin Luther King	 snowflake
 ornament	 president	 mittens	 farm

 The President lives in the White House.	<input type="checkbox"/>	 Christmas is the best holiday.	<input type="checkbox"/>
 Hockey is a difficult sport.	<input type="checkbox"/>	 Broccoli is a vegetable.	<input type="checkbox"/>
 Pizza is the best.	<input type="checkbox"/>	 Valentine's Day is February 14.	<input type="checkbox"/>


Decide if each is a fact or opinion


 fact	 fact	 fact	 opinion	 opinion	 opinion
---	---	---	--	--	--


ELA


(4 weeks)





That is the nose. 

The melted. 

The helped Santa. 

That is the toy. 

That is the ice skates. 


The skied down the hill. 


Use the correct spelling to complete each sentence.


snowman's	elves	girl's
snowman	elf's	girls




Science (2 weeks)

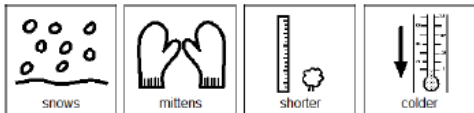
In the  days get .

In the  the weather gets .


In the  it often .

In the  we wear .

Cut pictures apart to finish the sentence.



Cut pictures apart the shapes to make your own snowman.
You do NOT need to use all the shapes.


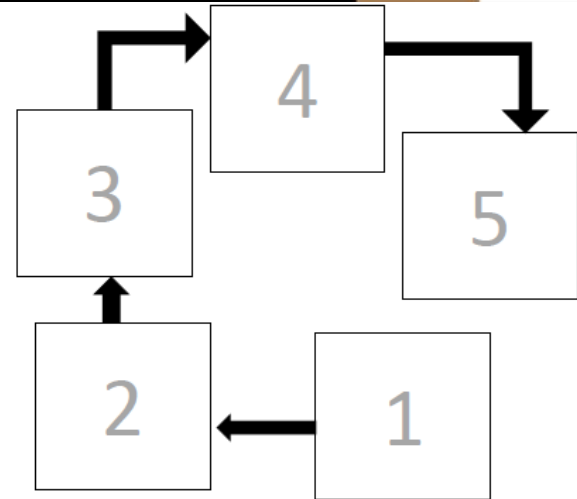


summer sports



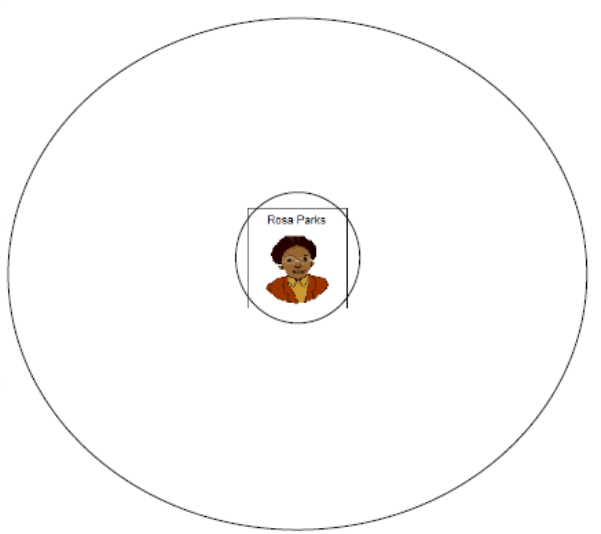
winter sports

Cut pictures apart and sort into correct column of when that sport is played.


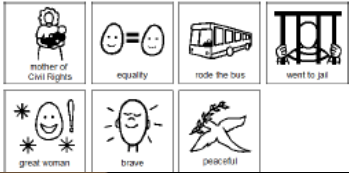


Social Studies

(2 weeks)



Cut pictures apart and place in circle map.



The trees are of the snowman.

The snowflakes are of the trees.

The snowman is of the ice skates.

The bird is of the snowflakes.

N S E W

