

My Daddy Snores Unit for Special Education

PREVIEW



*Over
50
pages*

*By
Christa
Joy*

My Daddy Snores

• Storyboard

- The following page includes a picture symbol board with icons referring to events in the story
- Color and BW version included
- Copy one per student and laminate for durability
- Use while reading the story to increase engagement and participation of all student



Picture symbols from Boardmaker by Mayer-Johnson



My Daddy Snores




• Circle Map

- Color and BW versions provided
- Have students cut apart pictures from page 3
- Determine if the picture is something that occurred in the story
- Paste in circle if it was in the story
- Helps review elements of the story

• Differentiation Options

- Only give students pictures from the story if they are not ready to determine if in the story or not
- Page 4 includes a color coded version. Those outlined in blue go in the circle map, those outlined in red do not

Picture symbols from Boardmaker by Mayer-Johnson



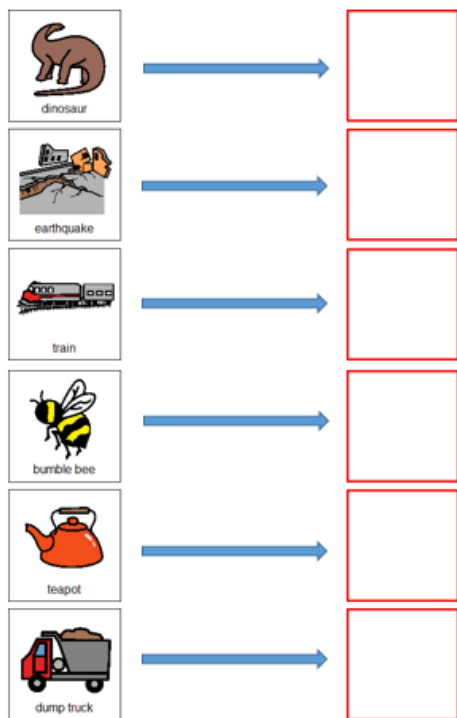
Cut apart and glue in circle map **IF** it was found in the story.



Also in BW

Matching sounds to objects

- Cut out the words to match with the correct object from the story
- Color and BW versions included
- Differentiation
 - For students who may not be readers or need more visual support, outline the empty boxes with corresponding correct answer the same color.
 - Becomes a color matching activity
- Option for use
 - Print onto cards
 - Add Velcro to turn into a reusable and independent task.



Match the sounds with the object from the story.

whistle	honk
buzz	rumble
chug	roar

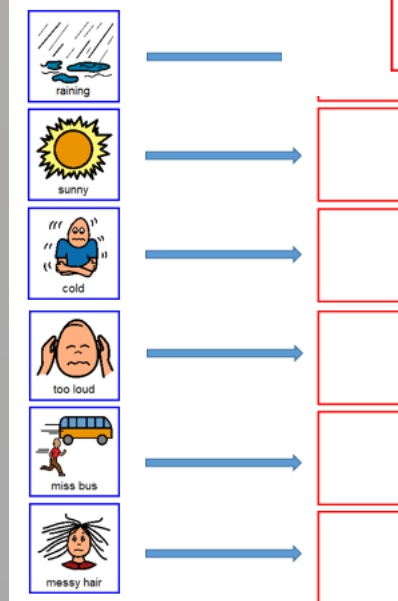
Finding Problems for Solutions

- Cut out the solutions and match with the problem it would best solve
- Color and BW versions included
- Differentiation
 - For students who may not be readers or need more visual support, outline the empty boxes with corresponding correct answer the same color.
 - Becomes a color matching activity
- Option for use
 - Print onto cardstock and laminate
 - Add Velcro to turn into a reusable and independent task.

Match the solution to solve the problems on the previous page.



Also in BW



Sequencing Events

- Students will sequence events that occur to daddy and those that occur to Mommy.
- Color and BW versions included
- Color-coded version also included for students who need more visual support
- Option
 - Print onto cardstock and laminate
 - Apply Velcro
 - Reusable and independent task

Also in BW

My Daddy Snores Comprehension Check

- This cut and paste activity is meant to help the teacher assess if the student has grasped the main points from the story

Assembly (optional)

- I liked to cut the pages apart and make it into a student booklet for students to be able to review



Title



Author



Main characters



Main Setting



Problem



Solution



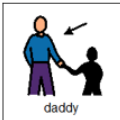
Happens at the end



Did you like the story?

yes/no

Cut the pictures below apart and place in order the things that happen to Daddy and those that happen to Mommy.



Monday

Tuesday

Wednesday

Thursday

Friday



Monday

Tuesday

Wednesday

Thursday

Friday



dinosaur



earthquake



train



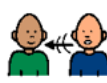
bumble bee



teapot



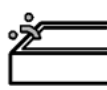
dump truck



talking



change beds



bath tub



cage



doghouse



fish bowl



tent



zombie

Picture answers for comprehension questions

by
Nancy
Rothstein



dad talks in sleep



dad snores



bedroom



yes

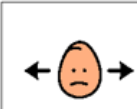
My
Daddy
Snores



doctor visit



mommy & daddy



no



That is Too Loud!

By Christa Joy

Special Needs for Special Kids



These loud sounds may make me uncomfortable.



But there are things I can do to help myself when things get too loud.



Sometimes I go places where there are
LOUD sounds.

*19 page story
in pdf*



These loud sounds hurt my ears.



My teacher may have some
headphones I can wear.