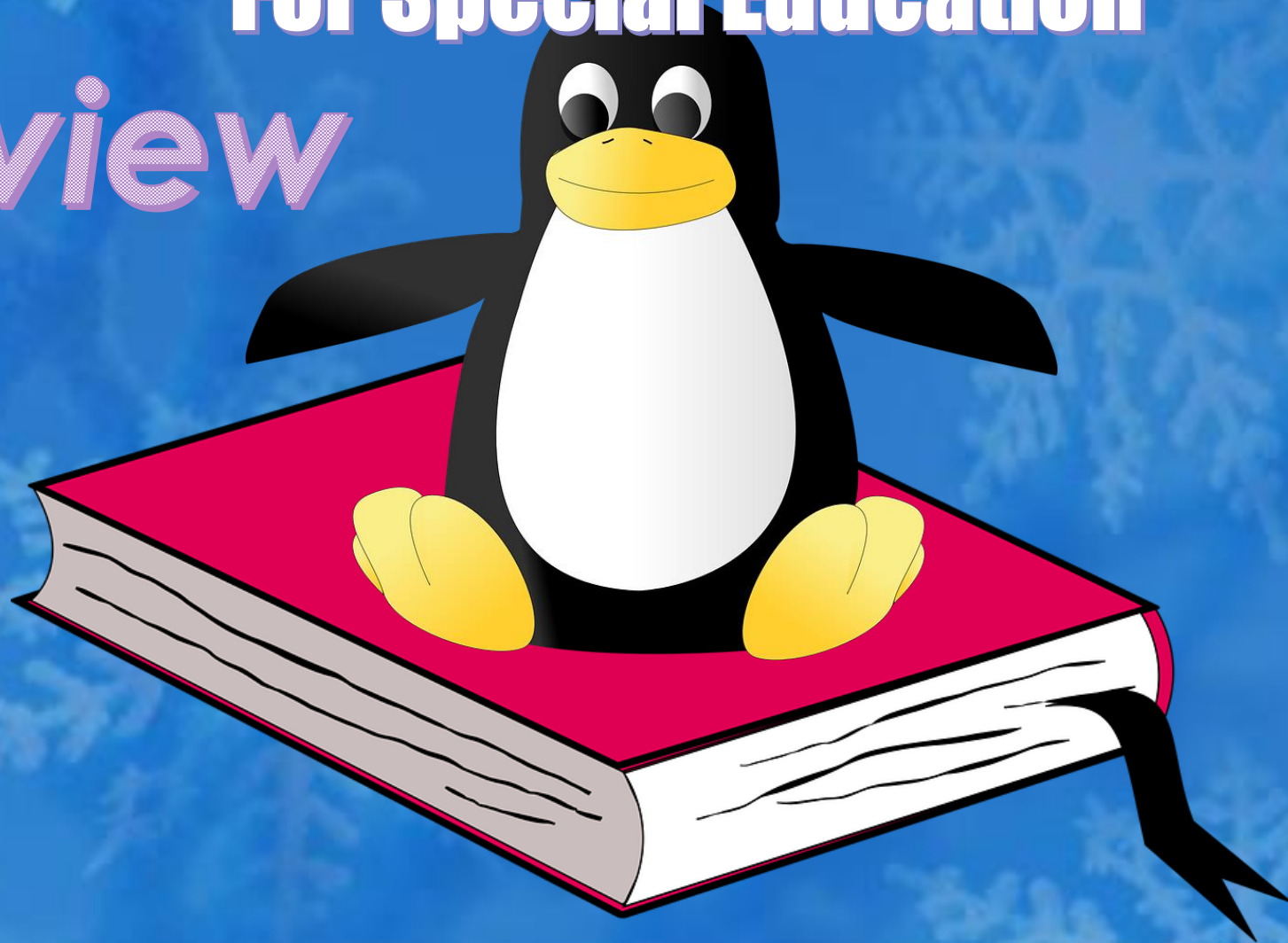


# Mr. Popper's Penguins

## For Special Education

*Preview*



By  
Christa  
Joy

## Table of Contents

Worksheet pages	Title	Chapter
4-5	Suggestions for use	
7-8	Story board	
9	Title and Author	1
10-13	Mr. Popper circle map	1
14	Color the months Mr. Popper works	1
15-17	Animals for pets sorting	2
18-20	Penguin circle map	3
21-22	What animals eat matching	4
23-26	Hot vs cold climate sorting	4
27-29	Why the refrigerator is a good home	5
30-32	Filling out a license	6
33-35	What is in the rookery?	7
36-38	Sorting penguins/not penguins	8

## Table of Contents

Worksheet pages	Title	Chapter
39	Color Antarctica on the map	8
40-41	Getting the can of shrimp	9
42-43	Matching cures to illnesses	10
44-47	Winter Wonderland writing prompt	11
48-51	Sorting animals that do and do not lay eggs	12
52-53	Captain Cook's family tree	12
54-57	Sorting wants/needs	13
58-59	Calculating bus fare	14
60-61	The Performance	15
62-63	Finding the way to the train station	16
64-67	Curiosity social story	16
68-69	Things to consider when traveling with the Poppers...	17
70-72	Which hat?	18

## Table of Contents

Worksheet pages	Title	Chapter
73-75	Bailing out Mr. Popper and the penguins	19
76-78	What do you think it will be like for Mr. Popper at the North Pole writing prompt	20
79-81	Main characters circle map	extra
82	Penguin unit to check out	
83	Other Novel Units to Check Out	
84-85	Terms of Use	

27 activities  
85 pages

# Suggestions for Use

- I made this unit to go along with the book, *Mr. Popper's Penguins* by Richard and Florence Atwater.
- The thought is that you would be reading it aloud to your class at a rate of about ½-1 chapter per day.
- Be sure to give each student their own copy of the story board (pg. 7-8) to use while reading and discussing the story.
- Benefits of reading out loud, even to classes made up of severely affected students:
  - Teaches students to sit quietly even when there isn't something for them to do. This is such an important life skill. We all have to spend time sitting and listening to someone we are not that interested in at some point.
  - Parents will LOVE you. Not only will they be excited their child is being exposed to age appropriate material, but you are teaching them how to sit quietly, which will hopefully transfer to home as well.
  - Even with your lowest level learners, you will have 1 or 2 that will truly enjoy the story.
  - It can be a calming experience to sit and listen to the teacher read in a methodical way.

# Suggestions for Use

- For students who need more structure, place the number of post-it notes in front of him/her that corresponds to the number of pages you intend to read. Remove a post-it as you finish each page. The visual will help lessen their anxiety.
- As you finish each chapter, there is an activity for your students to complete.
- Differentiation:
  - For any activity, you can quickly differentiate for your lower level learners by using a color coding technique.
  - If sorting, outline each sorting category a certain color and then outline the corresponding pictures the same color.
  - Becomes a matching task.
- I purposefully did not include an assessment in this unit, because I did not feel that would be the goal of reading a higher level novel over such an extended period of time. Instead, you should be focused on shaping and teaching the behavior of sitting.
- *I have started adding an option to use when you want students to have to choose between correct and incorrect answers in some of the activities. I am still including an errorless version as well. Hopefully, this will address even more learning levels in your class!*



## Story Board

Mr. Popper really likes penguins. Do you think they would make a good pet? Sort the following animals into those that would be good pets and those that would not.



## Sorting Activities

## Circle maps

In this chapter we meet the main character, Mr. Popper. Place the pictures in the circle map to get a good idea of who Mr. Popper is.



Errorless option




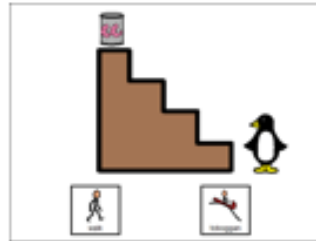


Draw a line, matching the animal with the food it would normally eat.






## Activities







Captain Cook really loves his shrimp. He also likes to slide down the stairs. Look at each picture below. Circle how he would get to each can.



Calculate the total bus fare Mr. Popper would have to pay in each picture.

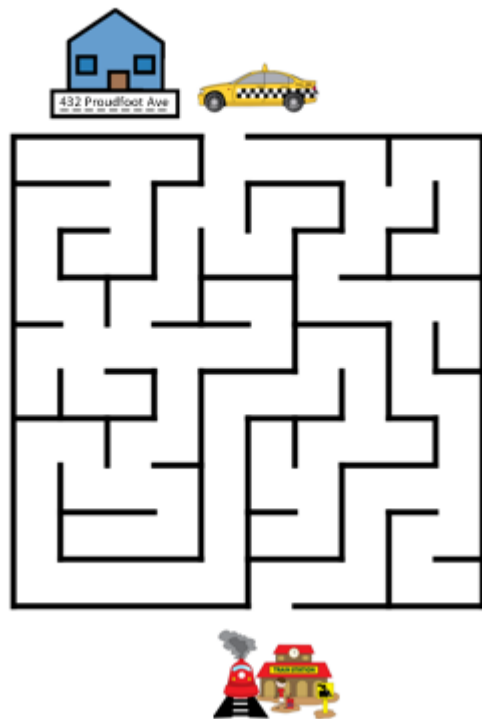


Calculate the total bus fare Mr. Popper would have to pay in each picture.




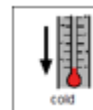
differentiated

Help the taxi find its way to the train station from the Popper home.



# And so much more!!

What will Mr. Popper decide to do? Will he make a movie or go to the North Pole? Help him sort the good and bad of each decision.



Sort the following animals on the next page into those that lay eggs and those that do not.

