

Preview



150 pages
55 activities

By Christa Joy

Table of Contents

Worksheet pages	Title	Chapter
7-8	Suggestions for use	
9-10	Story board	
11	Title and Author	
12-14	Animals that live in the desert	1
15-17	Superstitions	3
18	Measuring holes	4
19-20	Nicknames	
21-23	Sorting crimes and not crimes	
24-25	What Elya must do	
26	Yellow Spotted Lizard	
27-28	Sorting furniture	
29-30	What is a fossil?	
31-36	Sometimes things are not fair coloring book	

Table of Contents

Worksheet pages	Title	Chapter
72-74	Onion sorting	25
75-78	13 th Amendment	26
79	How much water?	27
80-82	Treasure Map	28
83-84	A storm is coming	29
85-86	7 holes	30
87-94	Getting angry story	
95-96	Twitich	
97-98	Looking for Zero	
99-101	What does Stanley see?	
102-103	How Zero survived	
104	Icy Perseverance activity TEACHER PREP REQUIRED	
105-107	Perseverance writing prompt	

Table of Contents

Worksheet pages	Title	Chapter
142-143	Happy Endings	50
144-146	Character circle map	extra
147-148	Setting circle map	extra
149-151	Favorite character and why	extra

Table of Contents

Worksheet pages	Title	Chapter
37-40	Matching interests to careers	
41-42	What did Stanley find?	
43-44	The Warden	
45-46	Re-digging the dirt	
47	Where should they dig?	
48-50	Trouble is brewing	17
51-53	Normal camp vs Camp Green Lake	18
54-57	That's not mine social story	19
58-60	Poisonous/non-poisonous animals	20
61-63	Rattlesnake circle map	21
64	Putting letters in order	22
65-69	Spiced Peaches	23
70-71	Things that make you thirsty	24

Table of Contents

Worksheet pages	Title	Chapter
108-109	A good friend	37
110-112	Heavy or light	38
113-114	I don't feel good	39
115-116	How much for those onions?	40
117-120	A family portrait	41
121-122	Eating onions	42
123-124	Labeling the map	43
125-127	What do you think is in the suitcase?	44
128-130	Thing that are dangerous circle map	45
131-134	Just a minute sorting activity	46
135-136	Palindromes	47
37-139	Good friend circle map	48
140-141	Benefits of onion juice	49

Camp Green Lake	Stanley	Zero	sneakers	hot	curse
Mr. Sir	Mr. Pendanski	Warden	dig holes	shovel	treasure
lizard	gold tube	sunflower seeds	Katherine Barlow	Sam	drought
onions	Mary Lou	God's Thumb	fortune	D tent	boat
Repeat repeat	I like that	I don't like that	I do not know	prisoner in jail	prisoner in jail

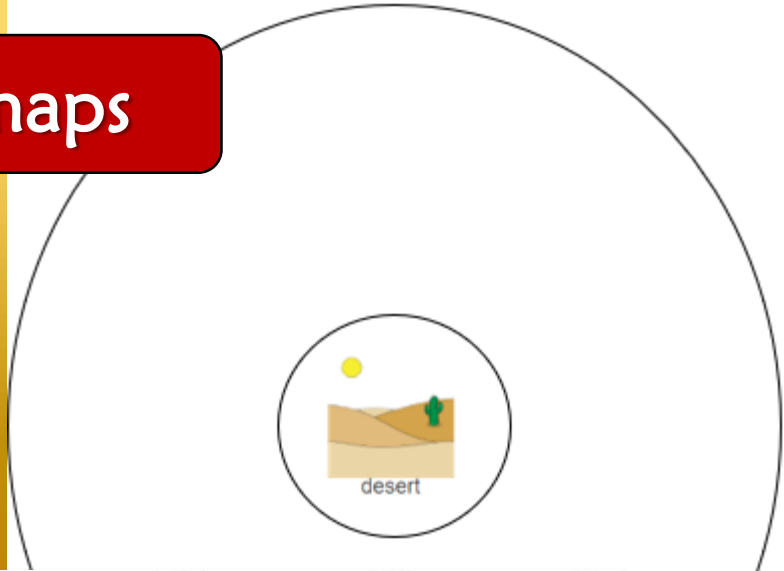
Story Board

Most of the boys at Camp Green Lake have been accused of a crime. Sort the following pictures into those that are crimes and those that are not.



Circle maps

There are many animals that live in the desert. Complete the circle map below showing what animals you may find there.



camel	lizard	rattlesnake	coyote
tarantula	owl	hawk	fox
armadillo	bobcat	mouse	cougar

Sorting Activities

steal	shop	mow the lawn	speeding
fight	eat dinner	drugs	wash the dog
play game	rob	watch tv	assassinate

Many Activities

As Stanley is riding on the bus, he remembers the story of why his family has bad luck. Some people believe in bad luck or superstitions. Match the pictures with the common superstitions below.



If you break a mirror, you will have 7 years of bad luck.



If you walk under a ladder, you will have bad luck.



If you carry a rabbit's foot, it will bring you good luck.

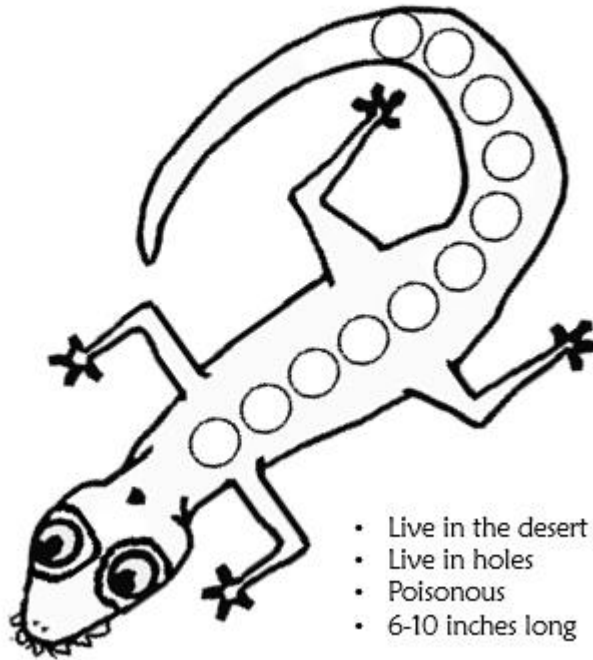


Crossing your fingers will bring you good luck.



Color the yellow spotted lizard below.

- Yellow body
- 11 yellow spots
- Red rimmed eyes
- Yellow eyes
- Black teeth



- Live in the desert
- Live in holes
- Poisonous
- 6-10 inches long

What is a Fossil?



When an animal or plant dies in the wild, it will decay and sink into the earth. This is a natural process that helps recycle nutrients into a form the environment can use. Over time more mud and dirt piles on top of the animal's body and ends up dissolving it, leaving behind an impression where the bones once were. This impression can be seen in the stones and dried mud that has hardened over time. This impression is called a fossil.

Fossils are one way we have learned about plants and animals that no longer are alive on the earth. Fossils can take hundreds, thousands, or even millions of years to form. Certain scientists, called paleontologists, dig up, find and identify fossil

Answer the following questions about fossils.

Not all animals and plants have fossils. Conditions have to be just right to find one, you should t


1. Fossils are often very:



2. Scientists that find and identify fossils are called:



3. Fossils form in:







4. A fossil can be a:




5. Who found a fossil in the book, Holes?



People have different interests which can lead to different careers as an adult. Match the interest on the left to a potential job on the right.



Spiced Peaches



Picture recipe

- Preparation
 - Print out ingredient labels prior to lesson
 - Depending on the learning level of your students you can either pre-measure the ingredients so they are just dumping in what is in the containers, **or**
 - Allow your students to measure out the correct amount (good for older students especially)
- Review and address any food allergies
- Depending on learning style of your students, either print a class copy of the recipe directions or make a copy for each student

For students that are visually overwhelmed, cut apart the recipe and mount each step on a separate index card

- You will need a cro
- Directions
 - As a class make spic

Stanley is trying to conserve his water. Look at each canteen and record how much water is left. Circle the one that has the most water left.



ml



ml



ml




ml

But I cannot take everything I want.



Page 4

Some things are mine.



Page 5

I can take things that are mine.



They belong to me.



Page 7

Social Stories