

Halloween Unit For Special Education

Preview

75 pages



By
Christa
Joy

The History of Halloween



By
Christa Joy
Special Needs for Special Kids

This holiday actually started more than 2000 years ago by Celtic farmers.



People like to dress up in costumes.



Halloween is a holiday that occurs on October 31.



In the mid 1900's, the tradition of trick or treating came to America.



15 page story

Let's Go Trick or Treating



By

Christa Joy

Special Needs for Special Kids

When you go trick or treating, it is important to go with a parent or adult.



Do not go alone. It is not safe.

If someone answers, smile and say trick or treat.



Hold out your bag so they can put the candy inside.

Some kids go trick or treating on Halloween.


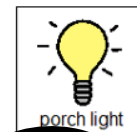


When you get to a house, first look to see if the porch light is on.



If the light is on, someone is probably home.

Remember...



14 page social story

Addition Story Problems

- The following are 10 story problems to help your students continue to build number sense and work with quantities.
- The wording for each problem is purposefully different to help generalize your student's understanding of when to add.
- Remember, key words **DON'T** work!!
- Differentiation
 - The last problem is an example of how you can set this up for a student who needs more visual structure.
 - Draw the smaller squares in the empty box by hand.



Christa Joy, Special Needs for Special Kids



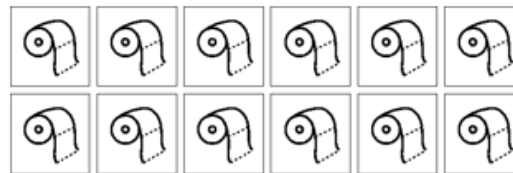
Name: _____

2. Susie was handing out candy Halloween night to trick-or-treaters. She ended up seeing 6 ghosts that night and 4 witches. How many ghosts and witches did she see?



Name: _____

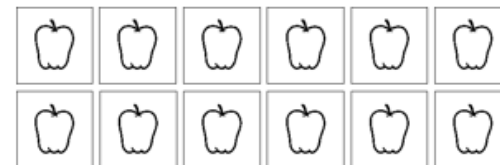
7. The mummy had become unwrapped on a windy day. He needed to wrap himself back up. He knew he needed 7 rolls of toilet paper to cover him. He still had 4 rolls. How many more rolls of toilet paper will he need to buy?



Sample differentiated problem.

10. Jim went to the farm to get apples to play bobbing for apples. He picked 5 red apples and 5 green apples. How many apples did he pick altogether?

□	□	□	□	□
		+		
□	□	□	□	□




Halloween Dictionary : Color version

- My students really enjoyed these holiday/seasonal dictionaries I would make.
- Copy each page (except matching choices at end) onto cardstock and laminate
- Copy matching choices onto cardstock, cut out and laminate.
- Bind together in the form of a book
- Add Velcro
- I would put this in a center, changing out the pictures or words depending on the learning level of my student
- Option
 - Treat this as a worksheet packet and simply cut and paste the correct answers.

Match pictures or words

bats



Jack-o-lantern



Trick or Treat



Also in BW

Matching choices for previous pages. Two levels: pictures and word definitions.



Matching choices for previous pages. Two levels: pictures and word definitions.

Black animals that fly at night	Kids going around and asking for candy	Carved pumpkin with a light inside
Furry black symbol of bad luck on Halloween	Creature with 8 legs that spins a web	Creature wrapped in white bandages
House where spirits live and looks scary	Just bones of a person walking around	Place where people who are dead are buried
White creature that floats and says "boo"	Scary woman who cooks in a big black pot	A favorite type of candy at Halloween

Circle map



Also in BW

Cut out pictures and place in map on previous page.



Sample 5 day Lesson Plan

The following is only meant to show you how I would utilize these materials and create a week long plan with meaningful repetition.

Day 1

- Read History of Halloween
- Complete Circle map
- Optional: Give pre-assessment

Day 2

- Read History of Halloween
- Review circle map
- Complete Halloween dictionary

Day 3

- Read History of Halloween
- Review Halloween dictionary
- Half of the Halloween Story problems

Day 4

- Read History of Halloween
- Second half of Halloween Story problems
- Review circle map for quiz for tomorrow

Day 5


- Read Let's Go Trick or Treating
- Give Assessment/quiz
- Make Spider Snacks

I also liked to show *It's the Great Pumpkin, Charlie Brown*, which can be found on YouTube. It is broken into 11 segments, so you even watch a few segments each day.


Halloween Quiz

- This can be used as a pre-assessment as well as a post assessment.
- Students circle correct picture choice.
- Administer 1:1 is needed
- Based on the History of Halloween power point and Trick or Treating Social Story
- 2 version
 - Color
 - BW

1. Halloween is celebrated in:



2. The Celtic farmers first celebrated Halloween to scare off:



3. On the first of November, the church remembers:



4. What would people give out at Halloween so no one would play a trick on them?



5. True or False: Halloween is a big commercial holiday in the US.



6. What do some people wear for Halloween?



7. True or False: It is ok to go trick or treating without an adult.



8. How many times should you knock or ring the doorbell when trick or treating?




Assessment

9. After you get your candy, you should say:



10. Do you like Halloween?



Also in BW