

MR. BROWN Can MOO LITERACY
UNIT FOR SPECIAL EDUCATION

Preview

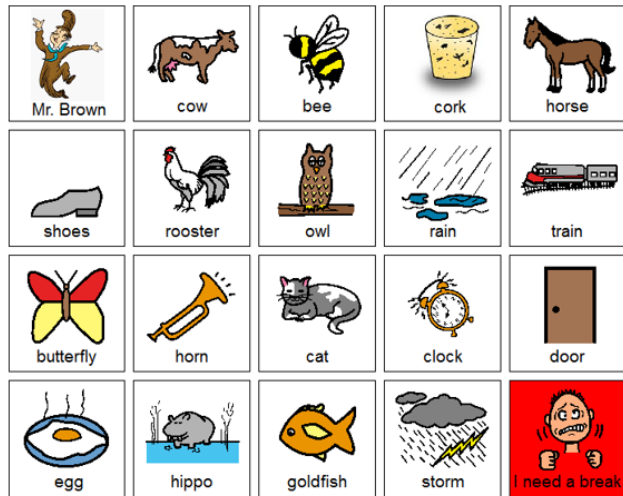



BY
CHRISTA
JOY

Mr. Brown Can Moo Can You?


• Storyboard

- The following page includes a picture symbol board with icons referring to events in the story
- Color and BW version included
- Copy one per student and laminate for durability
- Use while reading the story to increase engagement and participation of all student



ALSO in BW

Cut apart and glue in circle map **IF** it was found in the story.




Mr. Brown Can Moo

- Circle Map
 - Color and BW versions provided
 - Have students cut apart pictures from page 3
 - Determine if the picture is something that occurred in the story
 - Paste in circle if it was in the story
 - Helps review elements of the story
- Differentiation Options
 - Only give students pictures from the story if they are not ready to determine if in the story or not
 - Page 4 includes a color coded version. Those outlined in blue go in the circle map, those outlined in red do not




Farm or Zoo Animals Sorting

- Sort the pictures on page 3 and have students sort into things that live on a farm versus animals that live in the zoo
- Color and BW versions provided
- Differentiation
 - Use color-coded symbols on page 4 if students need additional visual support
- Option
 - Print onto cardstock and laminate
 - Place Velcro in sorting columns and backs of pictures
 - Makes reusable and independent activity



ALSO in BW

Cut apart pictures and sort into correct column.



Word Sorting

- Students should cut apart the words/pictures on page 3 and sort into those into correct column depending on the double consonant found.
- Differentiation
 - Use color coded words on page 4 for additional visual structure if needed
- Option
 - Print onto cardstock and laminate
 - Place Velcro on back of words/pictures on page 3 and Velcro strips in each column
 - Makes independent and reusable task

oo





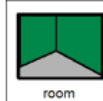

ee

Cut apart words/pictures and place in correct column on page 2



Rhyming Words

- Match the picture at the bottom of the page with the one that rhymes on top
- Color and BW versions included
- Differentiation
 - Outline the empty square and corresponding rhyming picture the same color
 - Make it a color matching task
- Option
 - Print on to cardstock and laminate
 - Add Velcro
 - Makes an independent and reusable task

 shoe	<input type="checkbox"/>	 tree	<input type="checkbox"/>
 brown	<input type="checkbox"/>	 drum	<input type="checkbox"/>
 room	<input type="checkbox"/>	 flat	<input type="checkbox"/>

Match the picture/word with the one that rhymes.

 crown	 broom	 glue	 cat	 bee	
--	--	---	--	--	---

ALSO in BW




Where is the Mr. Brown?

By

Christa Joy

Special Needs for Special Kids











Mr. Brown is the owl.


Directions

- Have students cut out the pictures of Mr. Brown on page 12.
- Have students cut out prepositions on page 11.
- Glue correct preposition in square in sentence.
- Choose a Mr. Brown picture to paste in the circle on each page.
- Optional: Color each page.
- Once done, staple or bind book together and students can practice reading where the Mr. Brown is.

Prepositions

 in front	 in	 behind	 beside
 between	 over	 under	 on

Mr. Brown





What Can You Do?

By
Christa Joy
Special Needs for Special Kids



Everyone has something they can do.

**10 PAGE
STORY IN PDF**



Some people can play sports.



Some people can play an instrument.

What Can You Do? Writing Prompt

- This writing prompt should be used in conjunction with the social story in this unit
- Color and BW versions are provided
- There are a lot of choices given, but you're your student may have a skill that is not provided.
- Be aware you may need to add your own picture choices.
- For students who are not on the level on creative writing try this strategy:
 - Place several pictures choices in front of the student.
 - Allow them to choose a picture using their preferred method of communication
- Be sure to have student finished writing p...

ALSO in BW



can



but



can

