

-est Spelling Unit For Special Ed

Preview

75
pages



By Christa Joy



5 day lesson plan

Spelling Lesson Plan

Preparation

- Print out a vocabulary board for each student to use throughout unit
 - Laminate or place in page protector
- Book
 - Print out, laminate, and bind
 - OR your students can listen to the pre-recorded version
- Flash cards
 - Print out a set of cards onto cardstock and laminate
 - Make one set for each student and also one for the teacher to use in I Spy games

Preassessment (do day 1 before starting lesson)

- Choose the spelling test that best fits the learning level of your students
- Give the spelling test to assess what your students may already know
- I cannot emphasize enough how important this step is. If you want to see growth, this preassessment is so important!!

Teaching Tips

1. **Color Coding:** this is a really easy way to add more structure to a matching or most cut and paste activities. Outline or color in an empty box or sorting label. Outline or color in the corresponding picture symbols the same colors. Becomes a color matching task.
 - a. For more info, read more here: <https://specialneedsforspecialkids.org/2015/09/05/using-color-coding-for-differentiation/>
 - b. I also have a blog post on differentiating one activity 3 ways: <https://specialneedsforspecialkids.org/2018/10/22/differentiating-1-activity-3-ways-easily-and-effectively/>
2. **Make your own copies of the activities:** Every day I review the activity we did yesterday. For that reason:
 - a. I often complete the activity myself and often laminated it for easy review that I could use year after year.
 - b. My copies were also helpful as either a model for students who needed more support or as a way for more advanced students to self-check their work.

Quick Look

Day	Activity
1	<ul style="list-style-type: none"> • Book • Flash cards activity • Circle map • Matching activity
2	<ul style="list-style-type: none"> • Book • Flash cards activity • Sorting activity • Matching activity
3	<ul style="list-style-type: none"> • Book • Flash cards activity • Matching activity • Circle the correct spelling
4	<ul style="list-style-type: none"> • Book • Vocab cards activity • Fill in the missing letters • Choose the best word
5	<ul style="list-style-type: none"> • Book • Spelling test • Writing prompt

Day 1

Activity	Notes	Materials
Read or listen to a recording of the book (10 minutes)	<ul style="list-style-type: none"> • Since this is the first time students are seeing the book, I focus a lot on the word family <ul style="list-style-type: none"> ◦ Ask lots of questions about what they might think the pictures mean or may relate to • Make connections between book and vocabulary board (have students find relevant symbols on their boards to go with a concept or photo on page.) as well as flash cards 	<ul style="list-style-type: none"> • Book • Vocabulary board • Flash cards
Flash cards (5 minutes)	<ul style="list-style-type: none"> • Look at the file included and choose an activity to do with the flash cards: <i>Awesome Activities for Vocabulary boards</i> 	<ul style="list-style-type: none"> • Flash cards • Vocabulary board
Circle Map (10 minutes)	<ul style="list-style-type: none"> • Do one of the circle maps provided • Choose the best version (errorless or not) depending on the learning level of your students • Students cut out symbols or photos and place in circle map. You can also choose to use the photos. • Make connections to the book as necessary 	<ul style="list-style-type: none"> • Circle map • Scissors • Glue
Matching activity 1 (10 minutes)	<ul style="list-style-type: none"> • Do the picture to picture matching activity • Choose to use either the photos or symbols depending on the learning level of your student • Use color coding as needed 	<ul style="list-style-type: none"> • Worksheet • Scissors • Glue
Sharing (10 minutes)	<ul style="list-style-type: none"> • Each student shares one of their finished activities with the group using the communication method of their choice • This repetition is so important. Students are hearing the relevant vocabulary when: <ul style="list-style-type: none"> ◦ Read the story ◦ Review the vocabulary cards and board ◦ Complete the circle map ◦ Share the circle map 	<ul style="list-style-type: none"> • Completed activity • Communication devices

What was in the **chest**?




By Christa Joy

We opened it and found a map for another **quest**.



11 page book

But, then in the distance, we saw a **chest**.



Vocabulary board



best



chest



crest



jest



nest



quest

16 vocab cards



rest



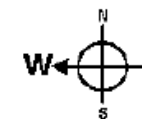
test



unrest



vest

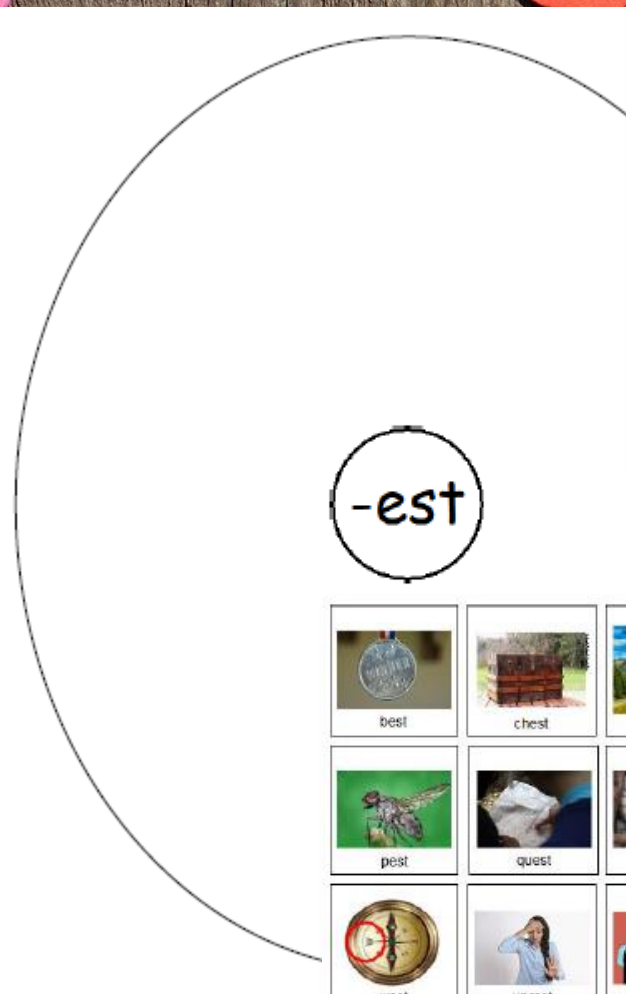


west



zest

Circle map


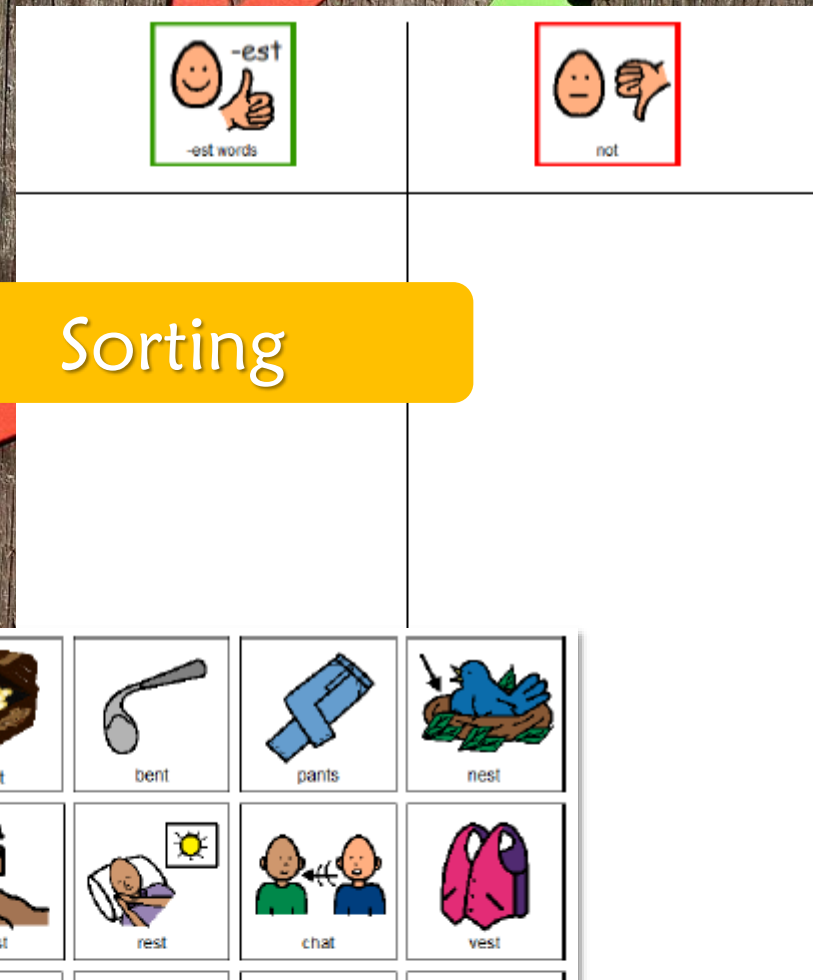


-est



Errorless version





Sorting


















Find the matching picture.



			
best		chest	
			
rest		pest	
			
forest		quest	

Find the matching picture.

			
test		vest	
			
nest		west	

			
best		chest	
			
rest		pest	

						
best	chest	pest	forest	nest	quest	
						
west	quest	rest	test	vest		

			
nest		west	

Matching








Find the matching word.

best		rest	
pest		nest	
quest		forest	
		test	
		vest	









vest	pest	rest	chest	nest
best	forest	west	test	quest

				
best	chest	pest	forest	nest
				
west	quest	rest	test	vest

Circle the correct spelling

	nest	nast	nugget
	good	gent	guest
	vat	van	vest
	test	taste	toss
	jump	jest	jelly
	past	pant	pest
	quest	qest	quack
	chill	champ	chest

Fill in the missing letter(s).

	j e _ _ _
	p _ _ _ _
	q u _ _ _ _
	c h _ _ _ _
	_ _ _ s t
	g u _ _ s _ _
	v _ _ _ t
	_ _ _ s t

Activities (2 of each)

Circle the best word to finish the sentence.

1. The squirrel lives in the _ _ _ _ _ .



2. He took a map on his _ _ _ _ _ .



3. The _ _ _ _ _ is the one with a gold medal.



4. In the _ _ _ _ _ we found 3 eggs.



5. I really _ _ _ _ _ brussel sprouts.



My best day

My best day ever was last

I found a

and took it home.

Inside, there was a

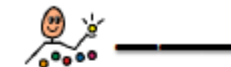
It yellow and was

Mom said to keep it in the

Writing Prompt



Spell the word that goes with the picture.

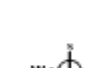
































Sample spelling
test with lots of
suggestions