

Preview

-an Spelling Unit For Special Ed

75
pages



By Christa Joy



5 day lesson plan

Spelling Lesson Plan

Preparation

- Print out a vocabulary board for each student to use throughout unit
 - Laminate or place in page protector
- Book
 - Print out, laminate, and bind
 - OR your students can listen to the pre-recorded version
- Flash cards
 - Print out a set of cards onto cardstock and laminate
 - Make one set for each student and also one for the teacher to use in I Spy games

Preassessment (do day 1 before starting lesson)

- Choose the spelling test that best fits the learning level of your students
- Give the spelling test to assess what your students may already know
- I cannot emphasize enough how important this step is. If you want to see growth, this preassessment is so important!!

Teaching Tips

1. **Color Coding:** this is a really easy way to add more structure to a matching or most cut and paste activities. Outline or color in an empty box or sorting label. Outline or color in the corresponding picture symbols the same colors. Becomes a color matching task.
 - a. For more info, read more here: <https://specialneedsforspecialkids.org/2015/09/05/using-color-coding-for-differentiation/>
 - b. I also have a blog post on differentiating one activity 3 ways: <https://specialneedsforspecialkids.org/2018/10/22/differentiating-1-activity-3-ways-easily-and-effectively/>
2. **Make your own copies of the activities:** Every day I review the activity we did yesterday. For that reason:
 - a. I often complete the activity myself and often laminated it for easy review that I could use year after year.
 - b. My copies were also helpful as either a model for students who needed more support or as a way for more advanced students to self-check their work.

Quick Look

Day	Activity
1	<ul style="list-style-type: none"> • Book • Flash cards activity • Circle map • Matching activity
2	<ul style="list-style-type: none"> • Book • Flash cards activity • Sorting activity • Matching activity
3	<ul style="list-style-type: none"> • Book • Flash cards activity • Matching activity • Circle the correct spelling
4	<ul style="list-style-type: none"> • Book • Vocab cards activity • Fill in the missing letters • Choose the best word
5	<ul style="list-style-type: none"> • Book • Spelling test • Writing prompt

Day 1

Activity	Notes	Materials
Read or listen to a recording of the book (10 minutes)	<ul style="list-style-type: none"> • Since this is the first time students are seeing the book, I focus a lot on the word family <ul style="list-style-type: none"> ◦ Ask lots of questions about what they might think the pictures mean or may relate to • Make connections between book and vocabulary board (have students find relevant symbols on their boards to go with a concept or photo on page.) as well as flash cards 	<ul style="list-style-type: none"> • Book • Vocabulary board • Flash cards
Flash cards (5 minutes)	<ul style="list-style-type: none"> • Look at the file included and choose an activity to do with the flash cards: <i>Awesome Activities for Vocabulary boards</i> 	<ul style="list-style-type: none"> • Flash cards • Vocabulary board
Circle Map (10 minutes)	<ul style="list-style-type: none"> • Do one of the circle maps provided • Choose the best version (errorless or not) depending on the learning level of your students • Students cut out symbols or photos and place in circle map. You can also choose to use the photos. • Make connections to the book as necessary 	<ul style="list-style-type: none"> • Circle map • Scissors • Glue
Matching activity 1 (10 minutes)	<ul style="list-style-type: none"> • Do the picture to picture matching activity • Choose to use either the photos or symbols depending on the learning level of your student • Use color coding as needed 	<ul style="list-style-type: none"> • Worksheet • Scissors • Glue
Sharing (10 minutes)	<ul style="list-style-type: none"> • Each student shares one of their finished activities with the group using the communication method of their choice • This repetition is so important. Students are hearing the relevant vocabulary when: <ul style="list-style-type: none"> ◦ Read the story ◦ Review the vocabulary cards and board ◦ Complete the circle map ◦ Share the circle map 	<ul style="list-style-type: none"> • Completed activity • Communication devices

But, I would have to hide from the mean **man**.

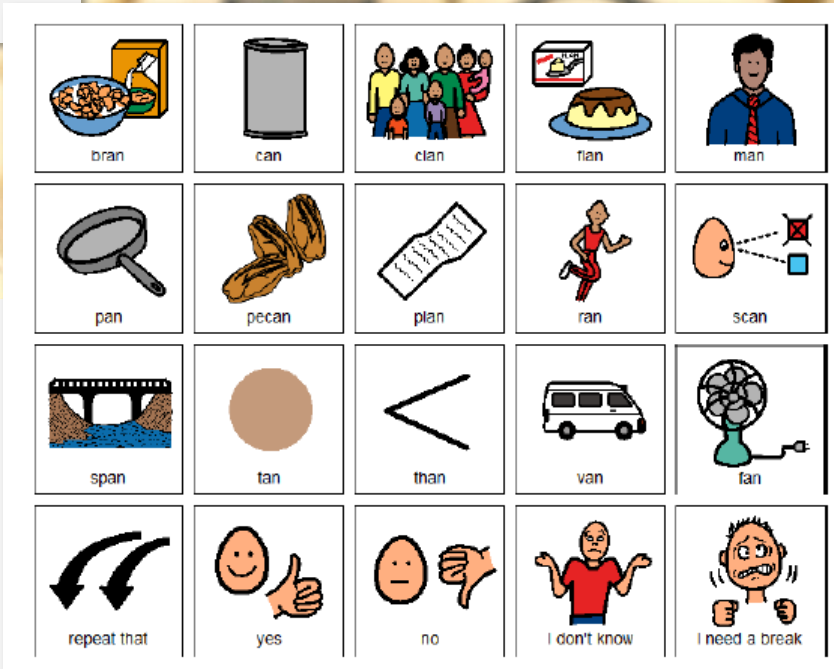


11 page book

I will eat the **pecans**.



Vocabulary book



17 vocab cards



bran

can

clan



fan

man



pan
















Circle map

-an

 can	 flan	 ran	 pan	 cat
 hat	 clan	 man	 plan	 van
 pecan	 fire	 tan	 scan	 fan
 ban	 span	 pond	 dog	 Japan

Sorting

 -an	 not

 can	 flan	 ran	 pan	 Japan
 bran	 clan	 man	 plan	 van
 pecan	 span	 tan	 scan	 fan











Errorless version

 can	 fat	 ran	 log	 pan
 flan	 clan	 mop	 fan	 cup
 top	 van	 pond	 tan	 rake
 man	 tree	 hop	 lap	 bran

Find the matching picture.

 can	 clan
 pan	 fan
 plan	 van
 bran	 ran
 pecan	 man

Find the matching picture.

 can	 pan
 van	 clan
 fan	 pecan
 ran	 plan
 man	 bran

Matching

Find the matching word.

fan		can	
man		pan	
plan		ran	
bran		pecan	
clan		van	

 can	 pecan	 ran	 pan	 bran
 fan	 clan	 man	 plan	 van

Find the matching word.

fan		can	
man		pan	
flan		ran	
bran		pecan	
clan		than	

 can	 pecan	 ran	 pan	 bran
 fan	 clan	 man	 plan	 van

flan	can	pan	man	fan
clan	pecan	van	than	bran

Circle the correct spelling



fern

fan

Japan



can

camp

cup



pin

plan

F



rig

ran

r



span

slam

S



plum

pond

F



bran

bump

t

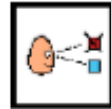


mint

man

r

Fill in the missing letter(s).



s c a _ _



p _ _ n



_ _ l a n



c l _ _ _



s p _ _ _



_ _ a _ _



v _ _ _



t _ _ n

Fill in the missing letter(s).



f l _ _ _



b _ _ _



p e c _ _ _



_ _ p a _ _



v _ _ _



_ _ _ n



t h _ _ _



_ _ a _ _

Activities

Circle the best word to finish the sentence.

1. I was hot, so I turned on the _____.



fan



fireplace



shower

2. Mom made a _____ for dessert.



hamburger



flan



spinach

3. We _____ in the race on the track.



laid



napped



ran

4. For breakfast, I had a bowl of _____.



bran



marshmallows



brussels sprouts

5. We drove to the park in the _____.



helicopter



van



stagecoach



We made a plan



Writing Prompt

Me and my friend Stan made a

From the kitchen, we took a

From the tree, we picked some

We roasted them and put them in a

Then we sold them to the

at the store.



Spell the word that goes with the picture.

	_____		_____
	_____		_____
	_____		_____
	_____		_____
	_____		_____
	_____		_____
	_____		_____
	_____		_____

Sample spelling test with lots of suggestions