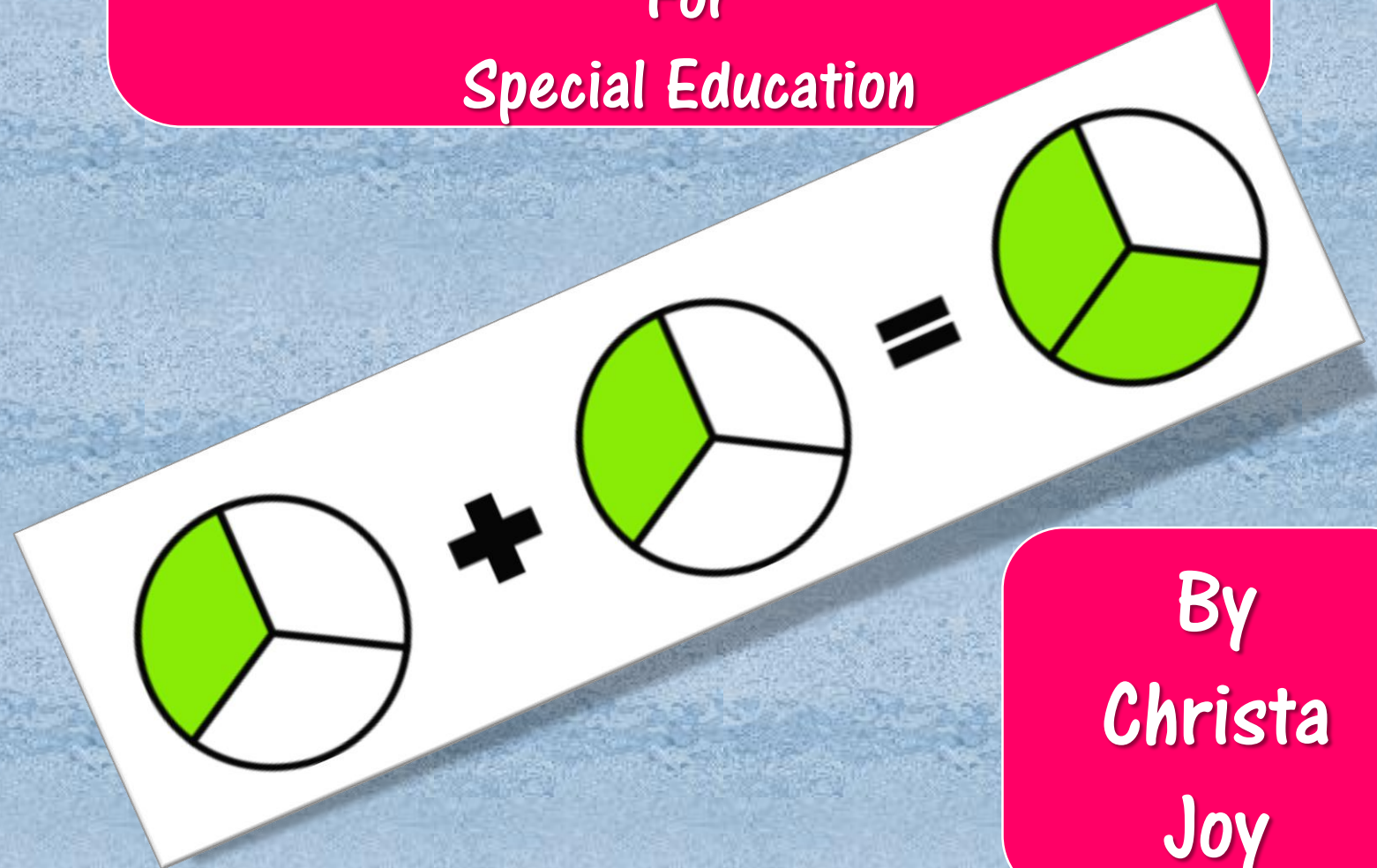


P
r
e
v
i
e
w

Adding Fractions

Like Denominators

For
Special Education

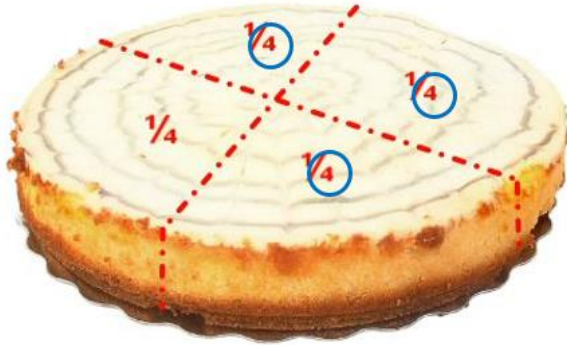


By
Christa
Joy

You have likely spent some time learning about fractions.



The **denominator** tells you how many parts of make up one whole of that object.




This cake is made up of 4 pieces.

When you add fractions with the same denominator, you add the numerators and keep the denominator the same.

$$\frac{1}{4} + \frac{1}{4} \rightarrow 1 + 1 = 2$$
$$\frac{1}{4} + \frac{1}{4} = \frac{2}{4}$$

25 page book

The **numerator** tells you how many pieces of something you have.



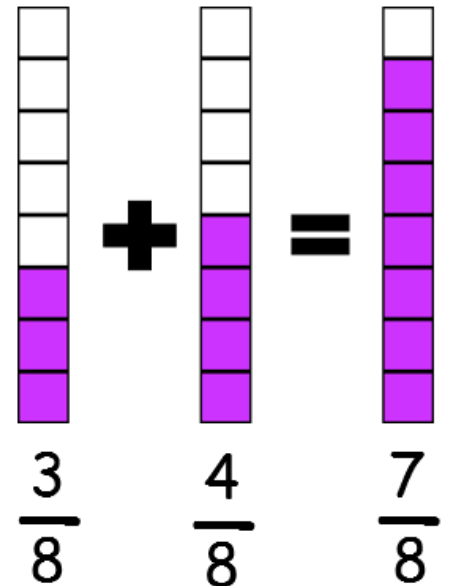
I have 3 pieces of pizza.

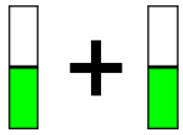
For now, we are just going to practice adding fractions that have the same denominator.




$$\frac{1}{4} + \frac{1}{4}$$

Let's look at another example:





+



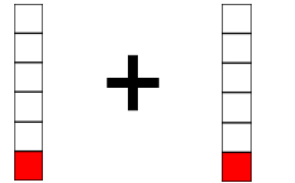
+

$$\frac{1}{2} + \frac{1}{2} = \square$$

$$\frac{1}{4} + \frac{1}{4} = \square$$



+



+

$$\frac{1}{3} + \frac{1}{3} = \square$$

$$\frac{1}{6} + \frac{1}{6} = \square$$

16 small group cards

Circle or highlight the correct examples of adding fractions.



$$\frac{1}{2} + \frac{1}{2} = \frac{2}{2}$$



$$\frac{1}{4} + \frac{1}{4} = \frac{2}{8}$$



$$\frac{1}{2} + \frac{1}{2} = \frac{2}{4}$$



$$\frac{1}{3} + \frac{1}{3} = \frac{2}{3}$$

Circle or highlight the correct examples of adding fractions.

$$\frac{1}{3} + \frac{2}{3} = \frac{3}{3}$$

$$\frac{1}{6} + \frac{3}{6} = \frac{4}{6}$$

$$\frac{4}{7} + \frac{1}{7} = \frac{5}{14}$$

$$\frac{6}{8} + \frac{2}{8} = \frac{8}{8}$$

$$\frac{4}{5} + \frac{3}{5} = \frac{8}{10}$$

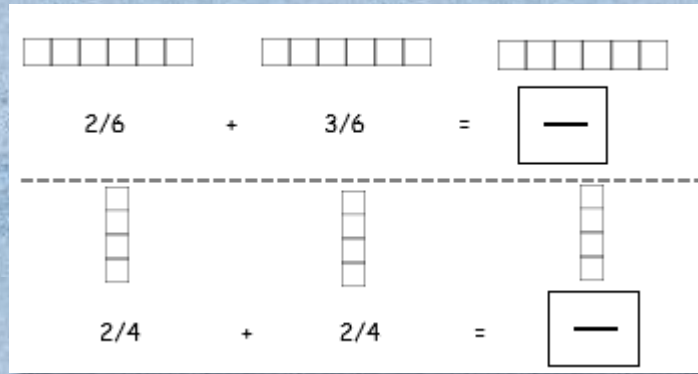
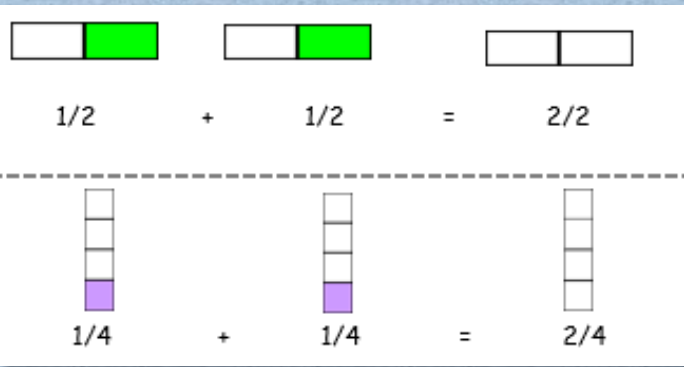
$$\frac{1}{2} + \frac{1}{2} = \frac{2}{4}$$

$$\frac{2}{4} + \frac{1}{4} = \frac{3}{4}$$

$$\frac{4}{10} + \frac{2}{10} = \frac{6}{10}$$

$$\frac{3}{4} + \frac{1}{4} = \frac{4}{8}$$

Id correct examples



1. Circle the numerator in the fraction.

$$\frac{1}{2}$$

2. Circle the denominator in the fraction.

$$\frac{1}{4}$$

3. When adding fractions, what needs to be the same? Circle the correct answer.

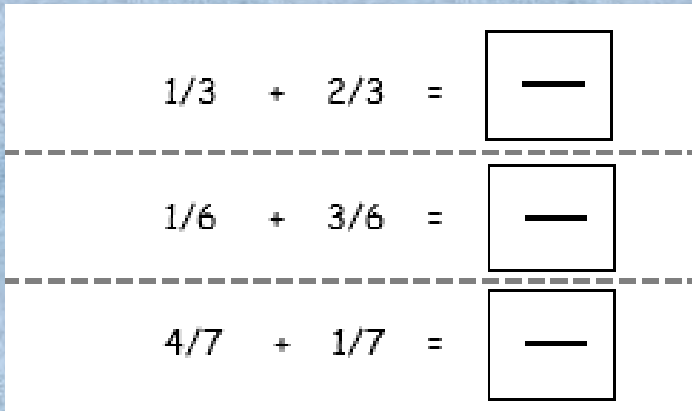
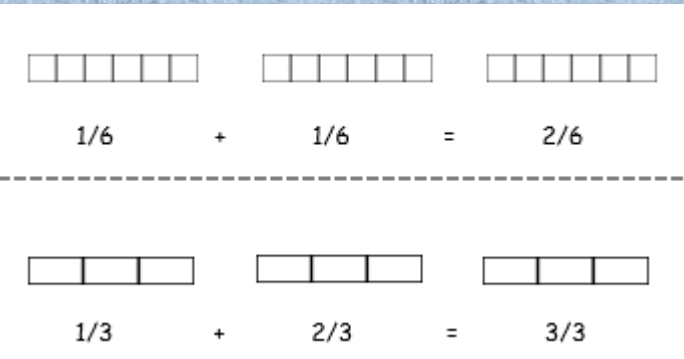
numerator

denominator

4. Circle the correct addition sentence.



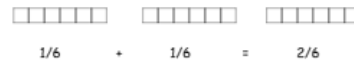
5 levels of worksheets



5. Circle the correct addition sentence.



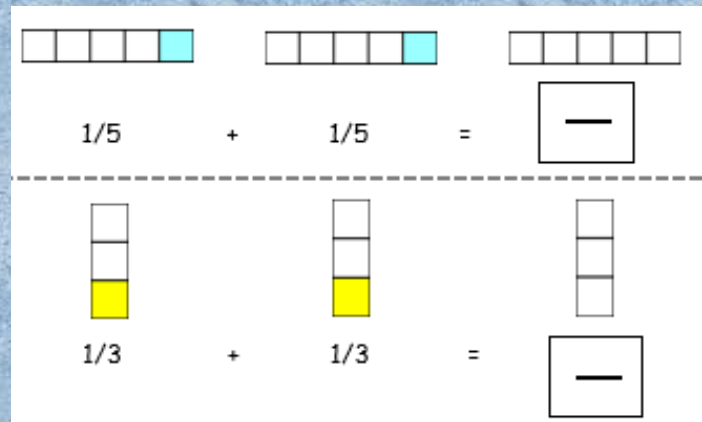
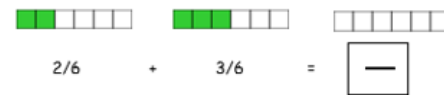
6. Color in the fraction bars for the following problem:



7. Solve the following problem:



8. Solve the following problem:



Assessment