

**Preview**

*Watermelon Unit  
for Special Education*

*Color and Black  
and White  
versions for  
most activities*

*By  
Christa  
Joy*

# 19 slide power point

I love watermelons!



Watermelons are a fruit that grow in the summer.



It takes a long time for a watermelon to mature. They will grow for almost 85 days before they are ready to be picked and eaten.



They are juicy and sweet.



















Watermelons start out as a flower.



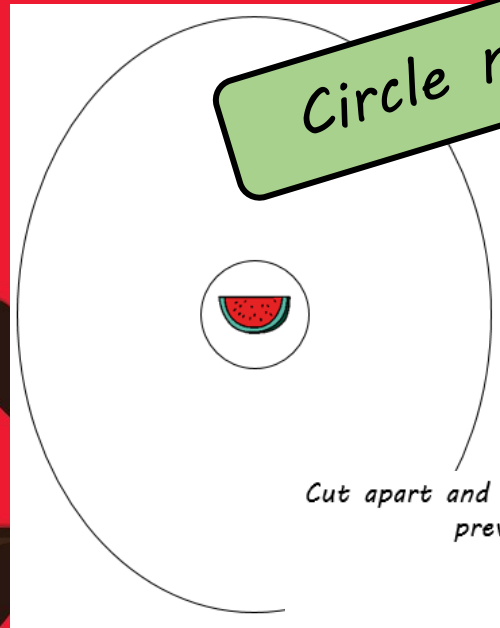
Most watermelon is red, but did you know there are some varieties that are pink, yellow or white?













# Vocabulary board

 watermelon				
 juicy	 sweet	 vine	 flower	 summer
 picnic	 seeds	 farm	 salad	 salsa
 juice	 pickles	 I like that	 I don't like that	 I need a break

# Circle map









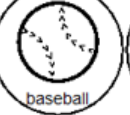



Cut apart and place in circle map on previous page.

 red	 salad	 seeds	 flower	 small melon
 juicy	 vine	 summer	 fruit	 salsa













## Syllables

Color all the circles with 1 syllable **RED**  
 Color all the circles with 2 syllables **BLUE**  
 Color all the circles with 3 syllables **YELLOW**

 elbow	 snail	 computer	 icicles
 octopus	 crayon	 dinosaur	 duck
 baseball	 ice cream cone		

## SYLLABLES



Color all the circles with 2 syllables **RED**  
 Color all the circles with 3 syllables **BLUE**  
 Color all the circles with 4 syllables **YELLOW**

 watermelon	 screwdriver	 spaghetti	 alligator
 motorcycle	 teacher	 berries	 ocean
 dinosaur	 ice cream	 peanut butter	 banana

Vocabulary board and circle map also in black and white

Sequence how the watermelon grows

Five empty boxes connected by horizontal lines, intended for sequencing the growth stages of a watermelon.



The watermelon is  the tree.

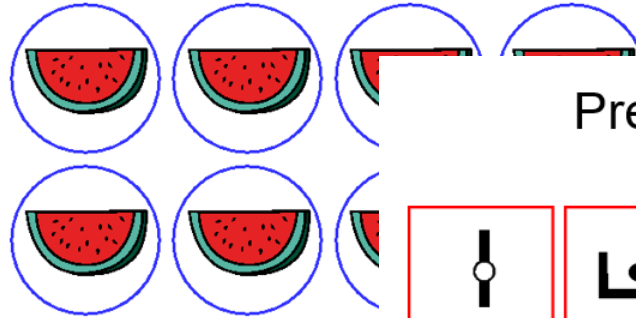
Preposition book

Cut out and sequence by size

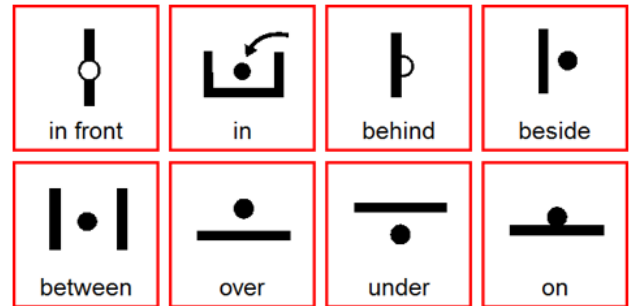
Four empty boxes for sequencing watermelon slices by size.



Watermelons



Prepositions



Sequencing activities and preposition book also in black and white

5 different sheets

# Counting Watermelon Seeds

- Print and assemble booklet
- Have students count the number of seeds in each watermelon
- Cut out numbers on last page if students need the extra support
- Option
  - Print on cardstock and laminate and bind into a booklet
  - Velcro numbers and blank boxes to create an independent and reusable task



# Watermelon Smoothies

- Preparation
  - Print out ingredient labels and affix to ingredients prior to lesson
    - Depending on the learning level of your students you can either pre-measure the ingredients so they are just dumping in what is in the containers, **or**
    - Allow your students to measure out the correct amount (good for older students especially)
  - Review and address any food allergies
  - Depending on learning style of your students, either print a class copy of the recipe directions or make a copy for each student
    - *For students that are visually overwhelmed, cut apart the recipe and mount each step on a separate index card*
  - You will need a blender and access to a freezer
- Directions
  - As a class make smoothie recipe



# Counting Watermelon Seeds







A counting and coloring book







The End



# Recipe

1. Cut the watermelon into 2 inch cubes  
2. Place on a cookie sheet and put in the freezer for one hour  
3. Place the frozen watermelon into the blender  

# Ingredient Labels

 watermelon	 milk
 vanilla yogurt	 maple syrup

Recipe also in black and white