

Preview

*The Tiny Seed Literacy
Unit for Special Education*



*By
Christa
Joy*

Excerpts from social story (15 pages)



Some jobs take a short time.



Some jobs take a longer time.



Even if the job seems too hard.



Perseverance means sticking with the job.



























Even if the job takes a long time.



























Perseverance!

Story Board



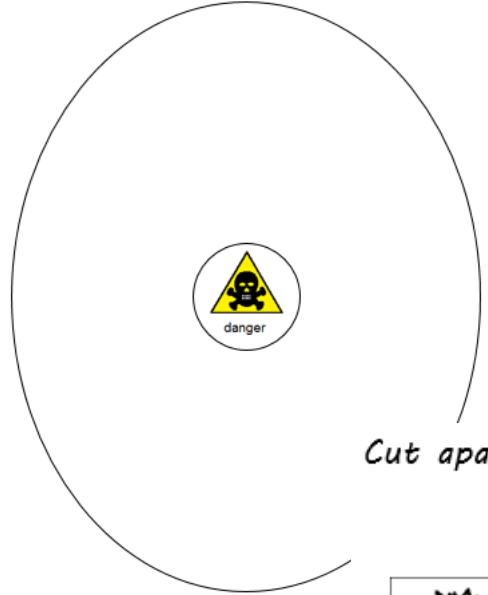
 seed	 tiny	 strong wind	 sun	 mountains	 autumn
 ocean	 desert	 grass	 bird	 snow	 winter
 mouse	 rain	 sprout	 children	 pick flower	 spring
 grow	 giant	 beautiful	 turn the page	 go back	 summer



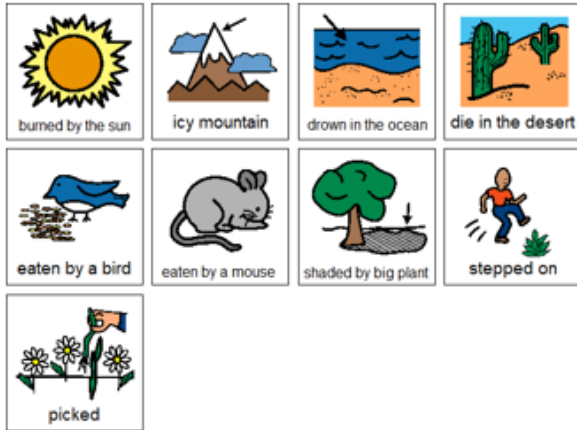
 seed	 tiny	 strong wind	 sun	 mountains	 autumn
 ocean	 desert	 grass	 bird	 snow	 winter
 mouse	 rain	 sprout	 children	 pick flower	 spring
 grow	 giant	 beautiful	 turn the page	 go back	 summer

Circle maps (color and BW)

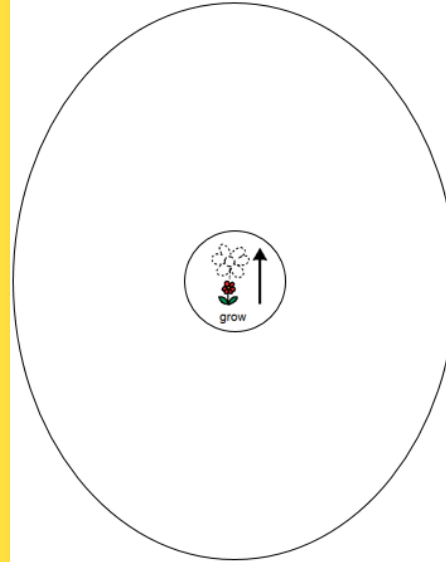
Dangers the tiny seed avoids




Cut apart and place in circle map on previous page.



What the seed needs to grow




Cut apart and place in circle map on previous page.







Sequencing & Sorting (color and BW)


Sequence how the seed grows

--	--	--	--	--



 autumn	 winter
 spring	 summer

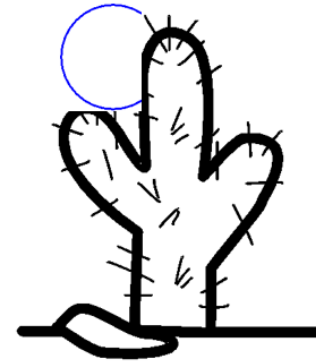
Cut apart the following pictures and place in the correct season on the previous page.



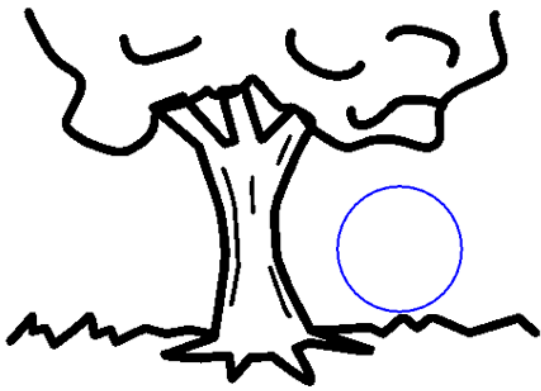
Preposition Book

Directions

- Have students cut out the pictures of the tiny seed on page 12.
- Have students cut out prepositions on page 11.
- Glue correct preposition in square in sentence.
- Choose a picture of the seed to paste in the circle on each page.
- Optional: Color each page.
- Once done, staple or bind book together and students can practice reading where the seed is.

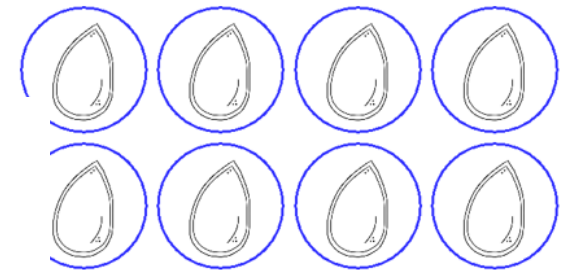


The tiny seed is the cactus.

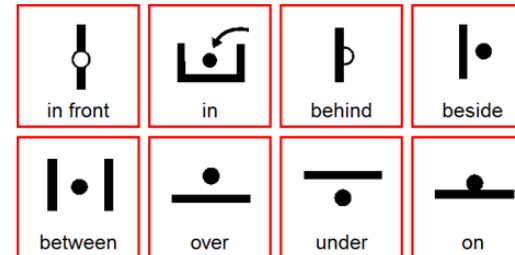


The tiny seed is the tree.

The Tiny Seed



Prepositions



Cloze Activity (color and BW)

1. The main character in this story is a

2. The blows the seed far away.

3. The seed is almost burned by the .

4. Seeds that landed in the desert, died because there was no .

5. The bird did not eat the seed because it was .

6. In the spring, the tiny seed starts to grow into a plant. It needs and to grow.

7. People come to see the tiny plant because it grows so .

8. In the autumn, the tiny plant releases

into the wind.

9. I this story!

Use the pictures below to finish the sentences on the previous 2 pages.

