

**Time Unit 2 : Hour**  
**For Special Education**



**PREVIEW**



**46**  
**pages**



## Tell Me the Time

By

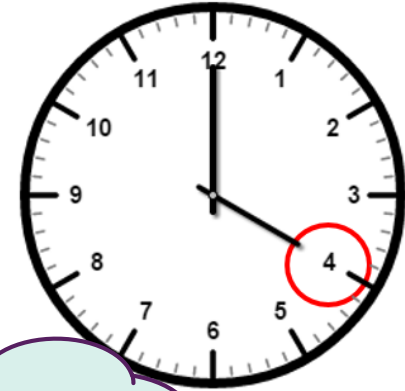
Christa Joy

Special Needs for Special Kids

Every time the big hand goes around the clock one complete time, 1 hour has passed.



What time is it?




4:00

21 page book  
in pdf

The hands are different sizes. One hand is **big** and one hand is **little**.



Look at these 2 clocks.



The big hand has gone one complete time around the dial.

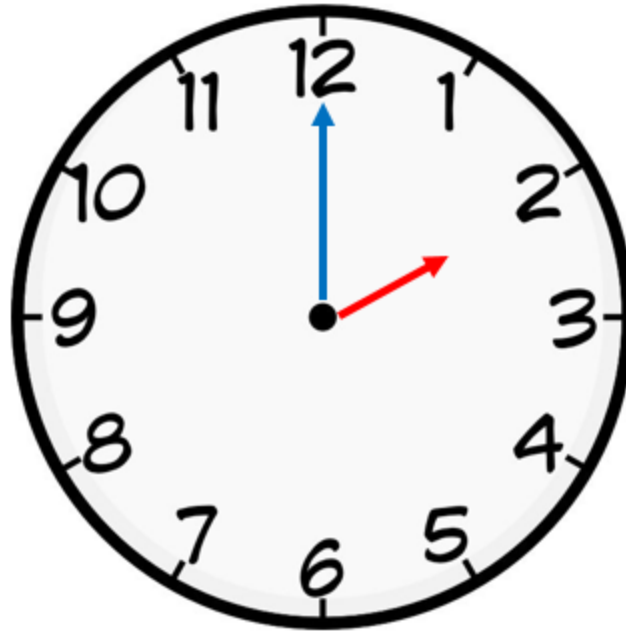
Great job!!



## Clocks to the Hour



- Print these pages on cardstock and laminate
- Add Velcro
- Bind them into a book format
- Use for small group practice
  - Hand out times to the students
  - As you go through each page, have students practice read the time and match the digital readout with the correct analog clock
- Can also use as an independent work center or task
- If your students need more visual support, consider circling the hour on the analog clock similar to the visuals in the story, Tell me the Time



Print onto card stock, laminate and add Velcro. Pass out to students prior to reading.

1:00

2:00

3:00


4:00

5:00

6:00


Great for  
small group  
practice

Name: \_\_\_\_\_






---






---





---




*Cut apart and match to clocks on previous pages.*

3 of each  
type of  
worksheet

Name: \_\_\_\_\_

12:00

---



2:00

---



4:00

---



9:00

12:00	1:00	2:00
3:00	4:00	5:00
6:00	7:00	8:00
9:00	10:00	11:00

