Saying "Hi"

Expanded August 2016

Preview

2 social stories & power cards

By
Christa Joy
Special Needs for Special Kids

When I see someone I know it is nice to say "hi."

Sometimes I see someone I know who is far away.

2. Say "hello" in a friendly, soft voice.

10 page photo story

Then, I need to just wave and NOT shout hello.

When I see someone I know it is nice to say "hi."



When I say "hi" I should try to:

1. Look at the person

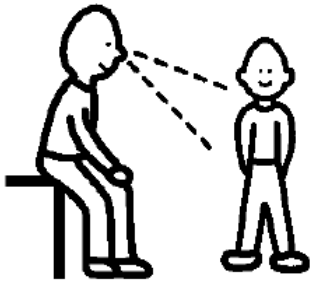

2. Say "hello" in a friendly, soft voice.



3. If I know the person's name, I can say that too.



11 page booklet

Front of card

Saying Hello



Back of card

Remember

1. Look at person
2. Use a friendly voice
3. Use their name
4. Wait

Front of card

Saying Hello

Back of card

R e m e m b e r

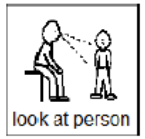

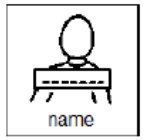

Power cards