



Ordinals Unit Preview

By


Christa Joy

Special Needs for Special Kids

Ordinal Templates

- These templates are meant to be an aid during small group instruction
- Print onto cardstock or mount on construction paper and laminate
- Use various counters and have students practice putting the counter in the correct location on the template
- Print as many copies of the template you wish to use as students in your group
- I used different shapes to help in the generalization of the concept.





Preview

First and Last Cut and Paste worksheet set

- This is a set meant to introduce students to the ordinals first and last
- Students look at set of pictures on top of page and glue the correct picture in each empty box next the ordinal position
- The last pages contain the pictures to cut out and paste in boxes

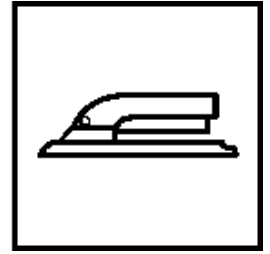
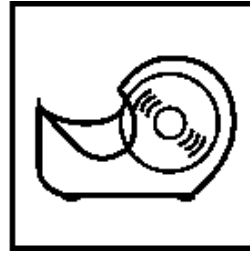
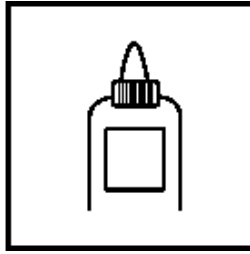

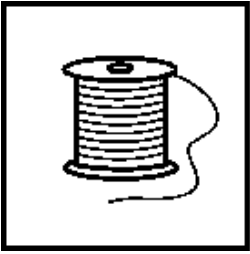


- **Differentiation**

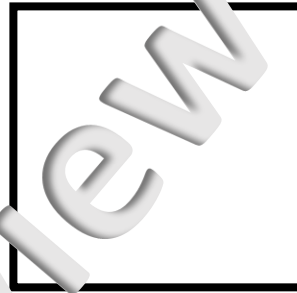
- For students who need more visual structure, consider color coding the picture boxes and the empty boxes below. That way students can use color matching as a self-check

- **Option**


- Consider printing a set on cardstock, laminating and binding into a book
- Use Velcro in empty boxes and backs of pictures on last pages to turn into an independent and reusable task




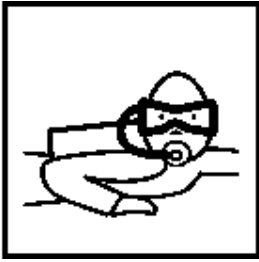
first



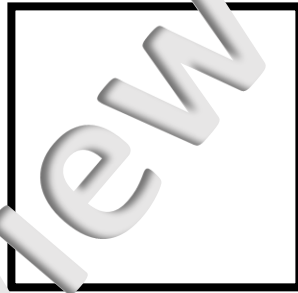
last




preview



first



last



preview

Ordinals Cut and Paste worksheet set

- This is a set meant to introduce students to the ordinals 1st through 5th
- Students look at set of pictures on top of page and glue the correct picture in each empty box next the ordinal number
- The last pages contain the pictures to cut out and paste in boxes




- **Differentiation**


- For students who need more visual structure, consider color coding the picture boxes and the empty boxes below. That way students can use color matching as a self-check

- **Option**


- Consider printing a set on cardstock, laminating and binding into a book
- Use Velcro in empty boxes and backs of pictures on last pages to turn into an independent and reusable task



1st





3rd




5th







2nd



4th

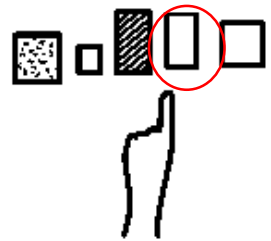


5th



Ordinals worksheet set

- This is a set meant to help students practice identifying 1st through 10th
- Students look at set of pictures in a row and circle or color the correct position



- **Differentiation**

- For students who have difficulty using a traditional writing instrument, consider letting them use a stamper to mark the correct answer.
- Stickers are another good way for students to identify their choice.


- **Option**

- Consider printing a set on cardstock, laminating and binding into a book
- Use dry erase markers for students to mark the correct answer

1st



2nd



3rd



4th



5th




- Also includes 2 books on pdf format to use as a way to introduce your daily lesson.
- Pictures are engaging and text is easy to follow.
- See samples below:

What does it mean to be **first** in line?




The caterpillar is **third** in line.



3rd

The deer is **fourth** in line.



4th

Which one is **seventh** in line?

