

*No Prep Worksheet Set  
for Special Education*

**Preview**

*4 weeks of  
activities  
3 subject areas*

*By  
Christa Joy  
Special Needs for Special Kids*

# Contents

## • Week 1

### • Math

- Patterns
- Addition sentences
- Subtraction sentences
- Sequencing pictures by size
- Identifying ordinals

### • ELA

- Sentence building
- Choosing correct punctuation
- Pronouns
- Noun/verb/adjective identification
- Ee/oo word/picture sort

### • Science

- Sorting animals by ecosystem
- Sorting birds and mammals
- Cloze activity: where animals
- Chemical vs physical changes
- Sorting foods onto food pyra

## • Week 3

### • Math

- Counting groups of objects
- Calculating area
- Filling out ten frames
- Greater than, less than, equal to
- Determine number of tens and ones

### • ELA

- Identify rhyming words
- Sorting words/pictures by number of syllables
- Choosing the correct word: to, too, two
- Sorting by diagraph
- Sentence building

### • Social Studies

- Sorting pictures relating past and present day
- Native American or Pilgrim characteristics
- Sorting things that make a good versus bad citizen
- Sorting by branch of government
- Rules in different locations

## • Week 2

### • Math

- Missing numbers
- Position on the number line
- Odd versus even sets of pictures
- Sorting sets by quantity
- Order set of subitizing dots

### • ELA

- Sentence building
- Sorting pictures by initial consonant
- Matching words to pictures
- Spelling simple words
- Short a/Long a word/picture sort

### • Science

- Identifying solids, liquids, and gasses
- Sorting fruits and vegetables
- Sorting animals that would make good versus bad pets
- Cloze activity identifying animal coverings
- Sorting things that would sink or float

## • Week 4

### • Math

- Adding 1
- Subtracting 1
- Sequencing pictures by size
- Patterns
- Day versus night activities sort

### • ELA

- Sentence building
- Identifying rhyming words/pictures
- Choosing the word: for, four
- Long a/short a word/pictures sort
- Sorting pictures into verbs and adjectives

### • Social Studies

- Sorting wants versus needs
- Identify modes of transportation
- Match tool with occupation
- Cloze activity identifying geographic terms
- Identify rural versus urban characteristics

# Math

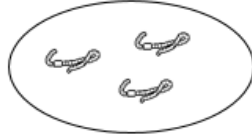
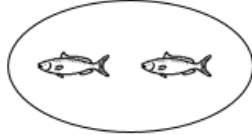
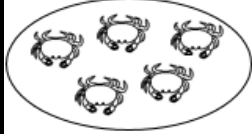
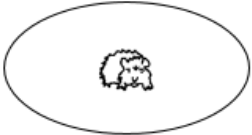

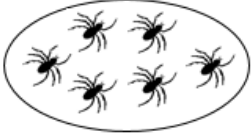
(4 weeks)









6	7	8		10	11
0	1		3	4	5
11		13	14	15	16
5	6	7	8	9	

Cut numbers below apart to place in correct place above.

10	2	12	5
----	---	----	---

Color the set with **even** numbers  
Color the sets with **odd** numbers







0	1	2	3	4	5	6	7	8	9	10
										
		_____								
		_____								
		_____								
		_____								







Cut numbers apart and use to indicate location on number line.

7	1	10	4
---	---	----	---

3	5

Cut pictures apart and sort into correct column.

	Cut pictures apart and sequence smallest to largest.	
		
		
		
		
		

# ELA

(4 weeks)



--	--	--	--	--	--

Cut words apart to create a sentence to describe the picture above.

is	chasing	boy
.	The	me



--	--	--

--	--	--



--	--	--

--	--	--

Cut letters apart to spell words above.

a	c	o	i	t	g
d	g	a	f	p	n



--	--

--	--



--	--

--	--

Cut words apart to go with pictures above.

pinata	ball	cross	catch
river	hit	table	wipe

## Short a/Long a


Color all the "short a" circles **RED**  
Color all the "long a" circles **BLUE**





r

t











Cut pictures apart and sort by initial sounds.



# Science (2 weeks)






fruit 	vegetable 


Cut pictures apart and sort into correct column.


watermelon 	sweet peas 	orange 	corn 	apple 
asparagus 	strawberry 	green beans 	grapes 	zucchini 





Cut pictures apart and sort into correct column.

dog 	lion 	giraffe 	fish 	horse 
tiger 	gorilla 	cat 	guinea pig 	elephant 





A  has

A  has

A  has





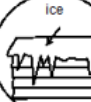

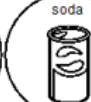



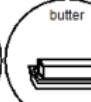

A  has

Cut pictures apart to finish the sentence.

feathers 	scales 	fur 	hair 
---	---	--	---








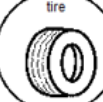




## Solid/Liquid/Gas

Color all the "solids" circles **RED**  
Color all the "liquid" circles **BLUE**  
Color all the "gas" circles **YELLOW**

milk 	fog 	pencil 	juice 
ice 	crab 	soda 	smoke 
water 	cloud 	butter 	breath 

## Sink or Float

Color all the things you think would float **RED**  
Color all the things you think would sink **BLUE**

feather 	leaf 	rock 	plastic bag 
hammer 	marbles 	boat 	tire 
wood 	anchor 	frying pan 	pool toys 

# Social Studies

## (2 weeks)

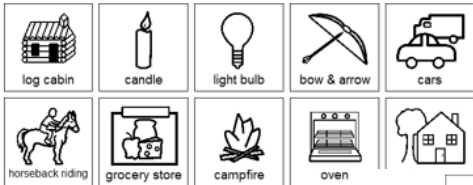


past



present

Cut pictures apart and sort into correct column.




Native American



pilgrims

Cut pictures apart and sort into correct column.



### Branches of Government

Color all the "legislative branch" circles **RED**  
 Color all the "executive branch" circles **BLUE**  
 Color all the "judicial branch" circles **YELLOW**



### Being a Good Citizen



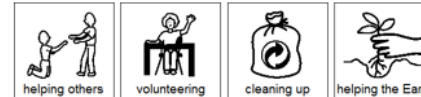
Being a good citizen means

Being a good citizen means

Being a good citizen means

Being a good citizen means

Cut pictures apart to finish the sentence.



### Following the Rules

Color all the **school** rules **RED**  
 Color all the **bus** rules **YELLOW**  
 Color all the **home** rules **BLUE**

