

No Prep **Ocean Theme**
for Special Education

Preview

1 week of
activities
3 subject areas

By
Christa Joy
Special Needs for Special Kids

Contents

Contents of Ocean Theme Set Free Sample

- **Math**
 - Patterns
 - Addition sentences
 - Subtraction sentences
 - Sequencing pictures by size
 - Identifying ordinals
- **ELA**
 - Sentence building
 - Choosing correct punctuation
 - Rhyming words
 - Number of syllables
 - Homonyms : see and sea
- **Science**
 - Fresh water/Salt water sorting
 - Animals that live in land or sea sorting
 - Cloze activity about animals that live in the ocean
 - Coloring activity: animals that live close to the shore, out to sea, or both
 - Labeling major bodies of water

Some general guidelines for use

- *My thought is that these worksheets would work very well as a good transition activity. We all need time to set up for a lesson. If students have something to engage them, there is less chance for negative behaviors.*
- *Most of these classrooms have a multitude of grade levels and ability levels, so that is why there is such a diverse selection in this grouping.*
- *Don't be afraid of repetition. I would use these worksheets several times to ensure the student has mastered the material.*

• Differentiation

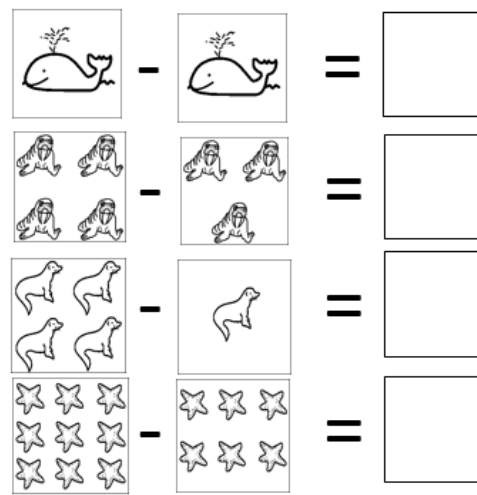
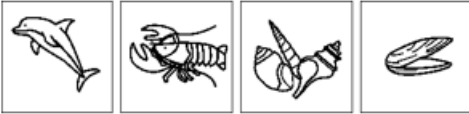
- *Any of these activities can be quickly made into a task for any level.*
- *For cut and paste activities, simply color in the empty box and the corresponding right answer the correct color, essentially making this a color matching task.*
- *For coloring activities, outline the circles in the correct color and have students color them in the rest of the way.*

• Option

- *You can take any of these worksheets and print them onto cardstock.*
- *Laminate and add Velcro to make a reusable and independent activity.*
- *You can even add color for more interest.*



Cut pictures below apart to finish the patterns above.

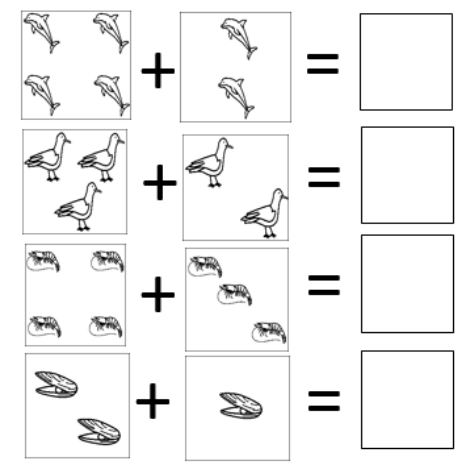


Cut numbers apart to finish the subtraction sentences above.

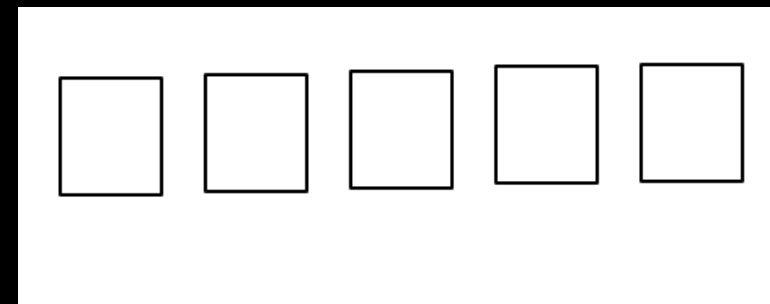
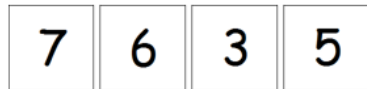


Math

(5 worksheets)



Cut numbers apart to finish the addition sentences above.



Cut pictures apart and sequence from smallest to largest.



I the wave coming at me.

I want to go to the and swim.

A dolphin lives in the .

Did you any jellyfish today?

Do you want to my sand castle?

The water in the is salty.

Use the correct spelling to complete each sentence.

sea	sea	sea
see	see	see

Do you like the beach

Shark

Look out for that wave


I hate jellyfish

Did you know how to surf

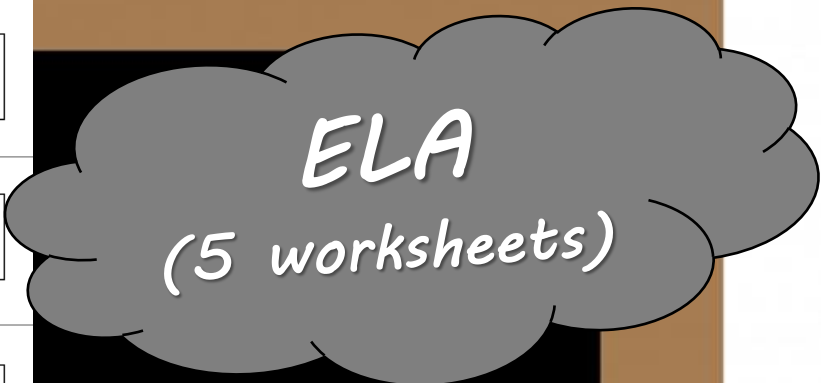
I like to go swimming

Cut pictures apart to finish the sentences above.

. ! ? . ! ?



Match the picture/word with the one that



Syllables

Color all the words with 1 syllables **RED**
Color all the words with 2 syllables **BLUE**
Color all the words with 3 syllables **YELLOW**






fresh water

salt water

Cut pictures apart and sort into correct column.





land




ocean


Cut pictures apart and sort into correct column.



A  has big .

An  has .

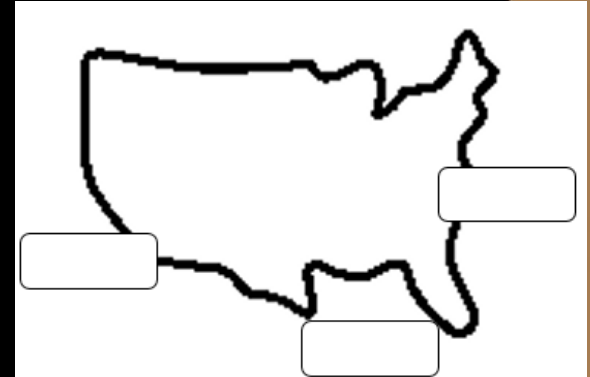
Many  hide in the .

An  lives in a .

Cut pictures apart to finish the sentence.



Science (5 worksheets)



Label the major bodies of water near the United States.

Atlantic Ocean

Pacific Ocean

Gulf of Mexico